

US00D731929S

(12) **United States Design Patent**
Schramm

(10) **Patent No.:** **US D731,929 S**
(45) **Date of Patent:** **** Jun. 16, 2015**

(54) **MOTOR VEHICLE, TOY AND/OR REPLICA**

(71) Applicant: **Dr. Ing. h.c. F. Porsche**
Aktiengesellschaft, Stuttgart (DE)

(72) Inventor: **Bastian Schramm, Stuttgart (DE)**

(73) Assignee: **Dr. Ing. h.c. F. Porsche**
Aktiengesellschaft, Stuttgart (DE)

(**) Term: **14 Years**

(21) Appl. No.: **29/499,047**

(22) Filed: **Aug. 11, 2014**

(30) **Foreign Application Priority Data**

Feb. 13, 2014 (DE) 40 2014 100 144

(51) **LOC (10) Cl.** **12-08**

(52) **U.S. Cl.**
USPC **D12/92**

(58) **Field of Classification Search**
USPC D12/86, 90-92, 88; D21/421, 433, 434;
296/181.1, 181.5

CPC B62D 35/00; B62D 25/00; B62D 25/06;
B62D 25/08; B62D 33/00

See application file for complete search history.

(56) **References Cited**

U.S. PATENT DOCUMENTS

D320,368 S	10/1991	Dimson
D327,039 S	6/1992	Dimson
D411,139 S	6/1999	Lai
D417,414 S	12/1999	Mobius
D436,061 S	1/2001	Mobius
D438,145 S	2/2001	Hatter
D468,238 S	1/2003	Bhambra
D497,327 S	10/2004	Lai
D507,207 S	7/2005	Larson
D507,510 S	7/2005	Larson
D512,341 S	12/2005	Larson

D528,056 S	9/2006	Lai	
D547,240 S	7/2007	Kulla	
D547,698 S	7/2007	Kulla	
D549,614 S	8/2007	Kulla	
D560,557 S	1/2008	Kulla	
D589,403 S	3/2009	Saracoglu	
D590,301 S	4/2009	Saracoglu	
D605,560 S	12/2009	Kulla	
D606,456 S	12/2009	Saracoglu	
D606,902 S	12/2009	Saracoglu	
D606,903 S	12/2009	Saracoglu	
D607,779 S	1/2010	Kulla	
D607,780 S	1/2010	Larson	
D610,488 S	2/2010	Kulla et al.	
D623,557 S	9/2010	Kulla	
D641,665 S	7/2011	Larson	
D651,134 S	* 12/2011	Kulla et al.	D12/92
D651,944 S	* 1/2012	Steinmetz	D12/92
D661,227 S	* 6/2012	Varga	D12/92
D661,228 S	* 6/2012	Armbruster	D12/92

(Continued)

Primary Examiner — Melody N Brown

(74) *Attorney, Agent, or Firm* — RatnerPrestia

(57) **CLAIM**


The ornamental design for a motor vehicle, toy and/or replica, as shown and described.

DESCRIPTION

FIG. 1 is a front perspective view of a motor vehicle, toy and/or replica;
FIG. 2 is a rear perspective view thereof;
FIG. 3 is front elevation view thereof;
FIG. 4 is a rear elevation view thereof;
FIG. 5 is a right side elevation view thereof;
FIG. 6 is a left side elevation view thereof; and,
FIG. 7 is a top plan view thereof.

The broken line showing of the motor vehicle, toy and/or replica is for the purpose of illustrating portions of the motor vehicle, toy and/or replica and forms no part of the claimed design.

1 Claim, 7 Drawing Sheets



US D731,929 S

Page 2

(56)

References Cited

U.S. PATENT DOCUMENTS

D663,239 S *	7/2012	Saracoglu	D12/92	D684,896 S *	6/2013	Scheinhutte	D12/92
D663,240 S *	7/2012	Scheinhutte	D12/92	D701,146 S	3/2014	Varga	
D669,001 S *	10/2012	Varga	D12/92	D704,099 S	5/2014	Varga	
				D705,131 S	5/2014	Larson	
				D719,066 S *	12/2014	Schramm	D12/92

* cited by examiner

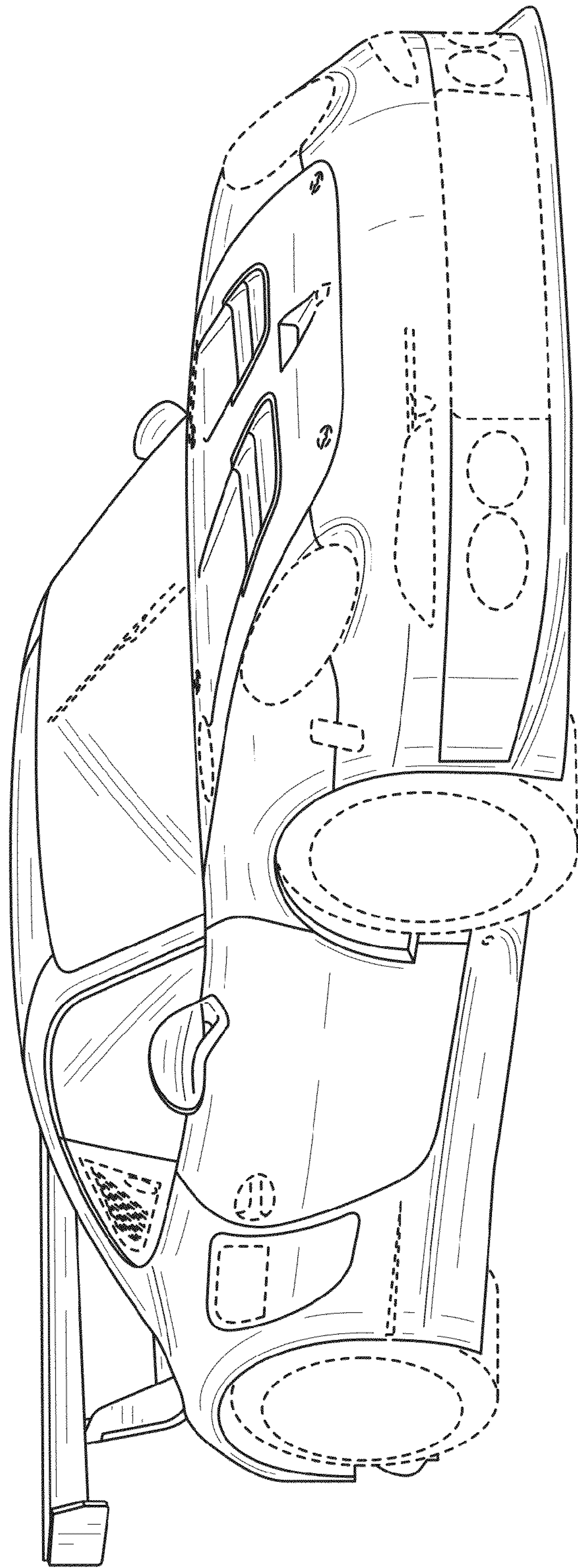


FIG. 1

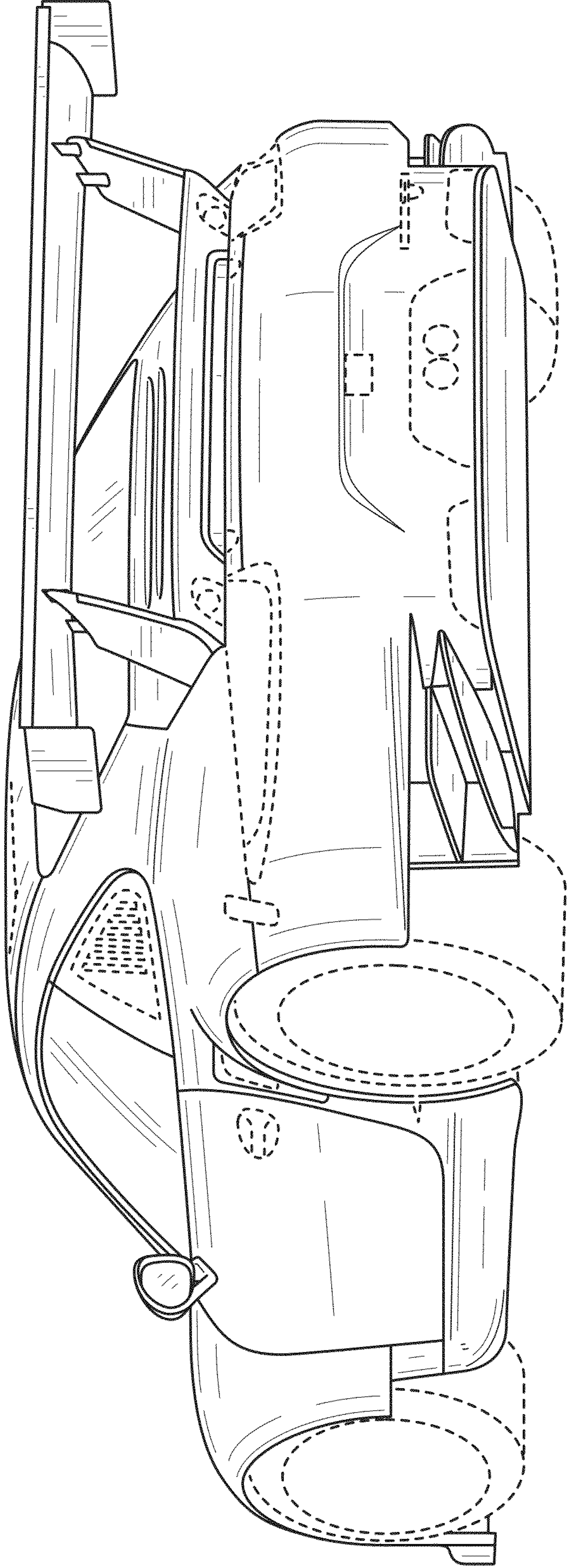


FIG. 2

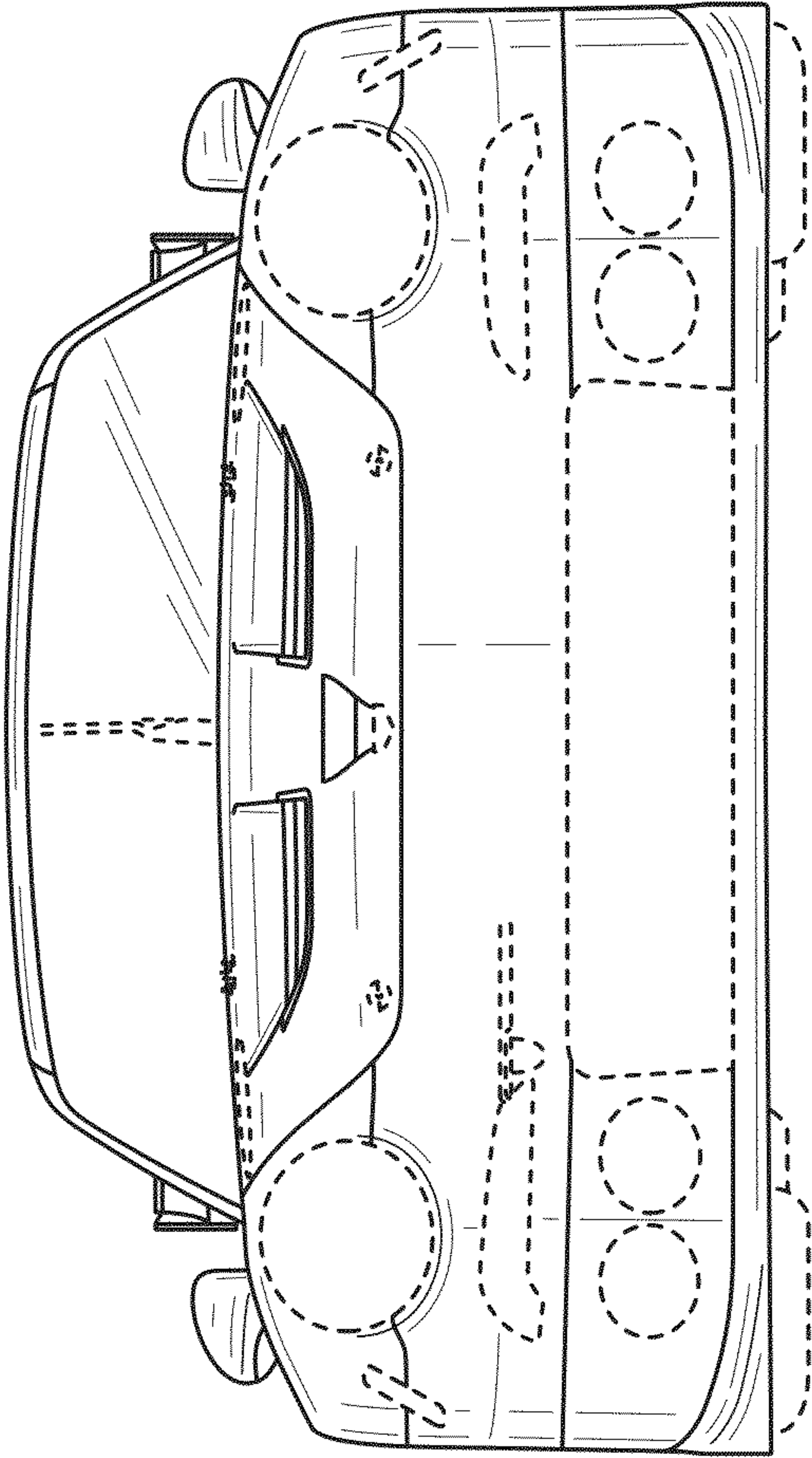


FIG. 3

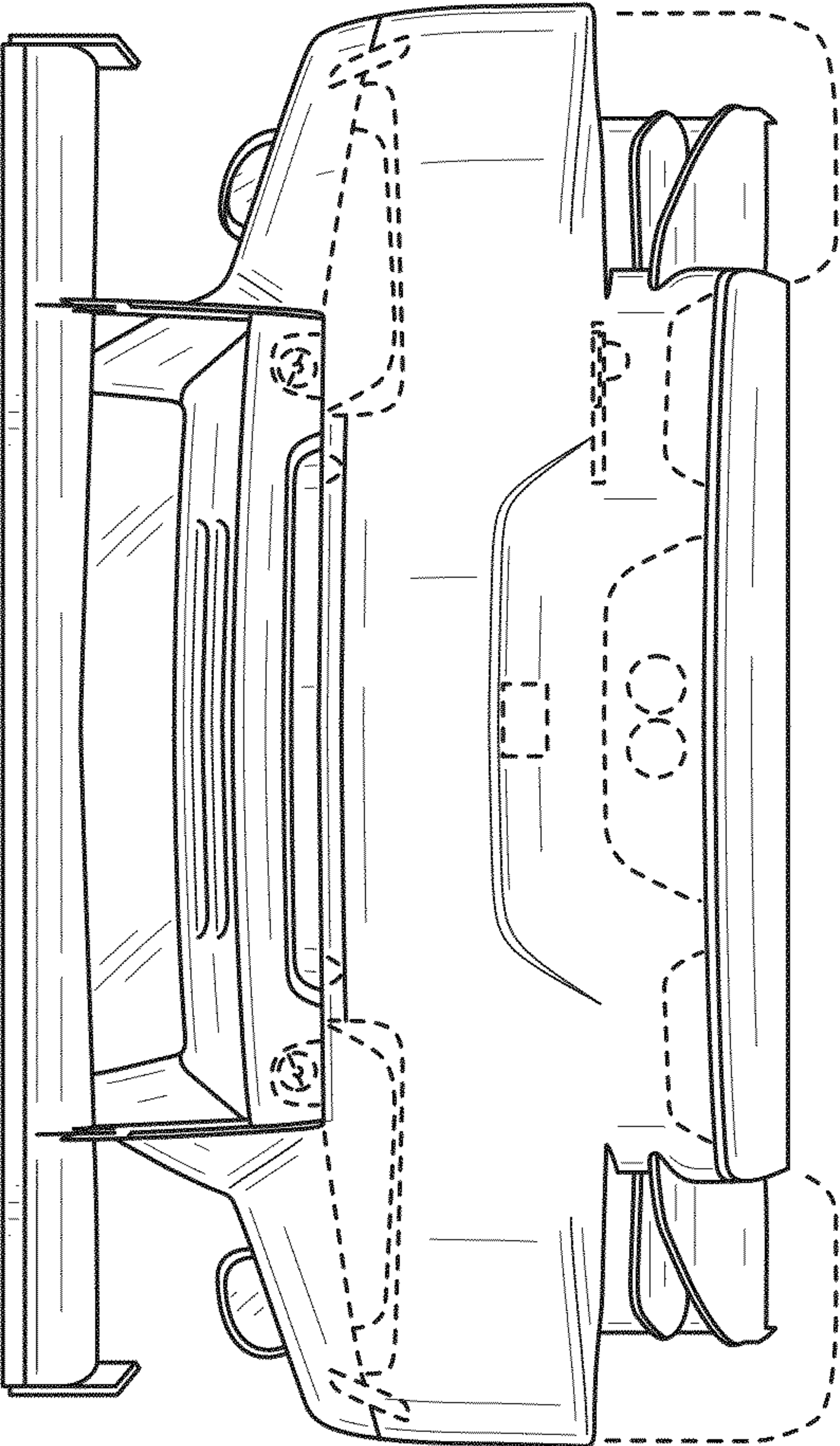


FIG. 4

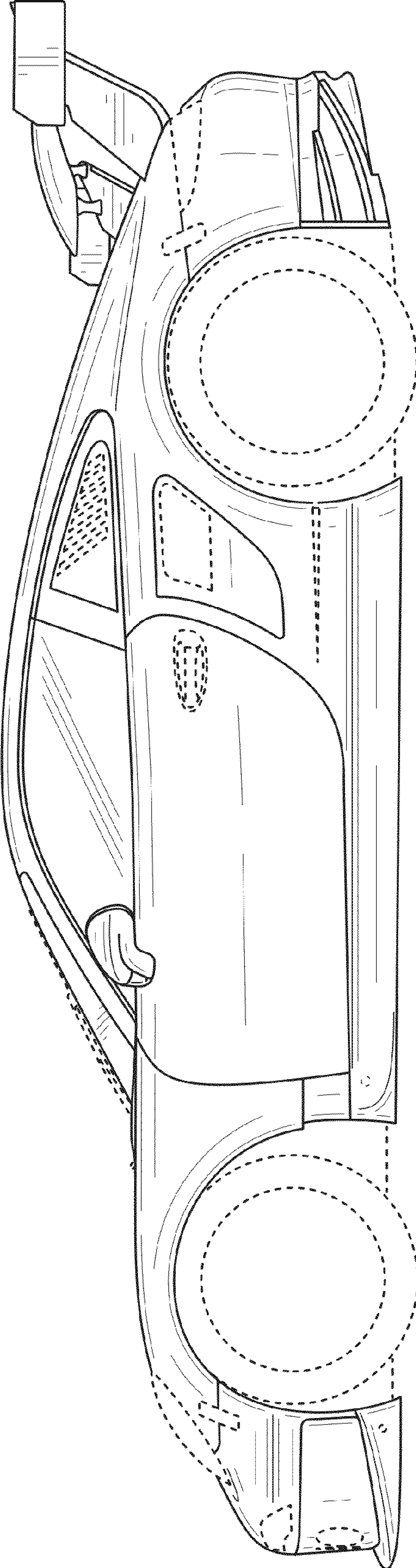


FIG. 5

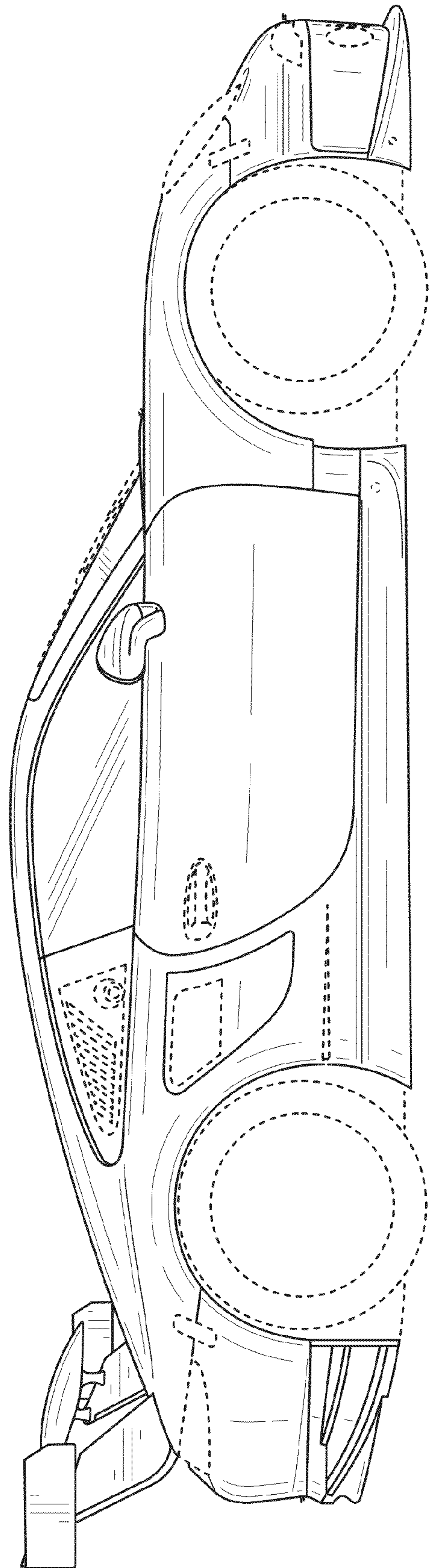


FIG. 6

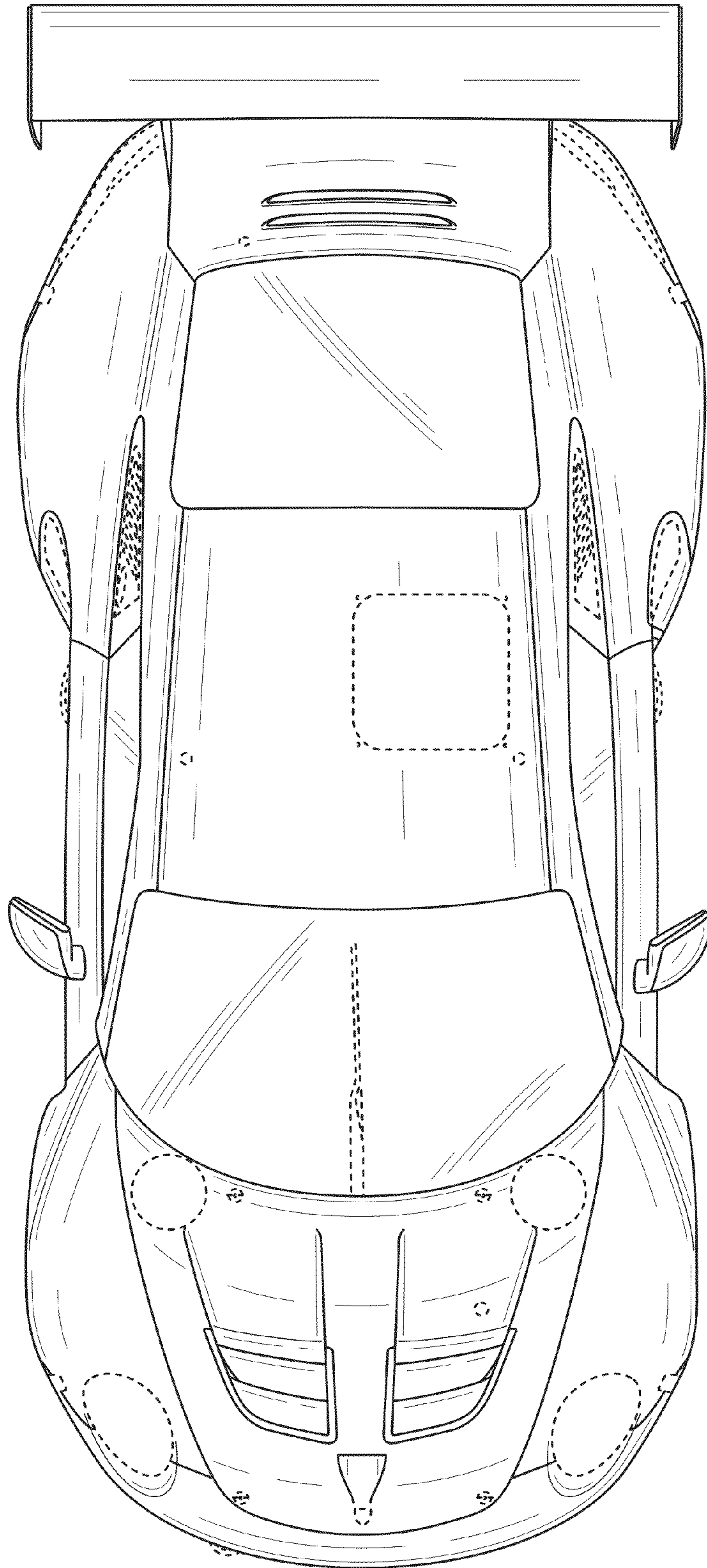


FIG. 7