



US00D731923S

(12) **United States Design Patent**
Tanaka

(10) **Patent No.:** **US D731,923 S**
(45) **Date of Patent:** **** Jun. 16, 2015**

(54) **PASSENGER CAR**

(56) **References Cited**

(71) Applicant: **Fuji Jukogyo Kabushiki Kaisha**, Tokyo (JP)

U.S. PATENT DOCUMENTS

(72) Inventor: **Shigeru Tanaka**, Tokyo (JP)

D630,554 S *	1/2011	Kim	D12/91
D633,823 S *	3/2011	Matei et al.	D12/91
D647,004 S *	10/2011	Nemoto	D12/91
D657,715 S *	4/2012	Hakamata et al.	D12/91
D666,945 S *	9/2012	Ogawa et al.	D12/91
D674,726 S *	1/2013	Yamada et al.	D12/91
D692,346 S *	10/2013	Matsueda	D12/91
D697,834 S *	1/2014	Okue et al.	D12/91
D699,628 S *	2/2014	Kochi et al.	D12/91
D709,800 S *	7/2014	Cartabiano et al.	D12/91
D719,486 S *	12/2014	Murakami et al.	D12/91
D719,875 S *	12/2014	Jang	D12/91

(73) Assignee: **Fuji Jukogyo Kabushiki Kaisha**, Tokyo (JP)

(**) Term: **14 Years**

* cited by examiner

(21) Appl. No.: **29/489,046**

Primary Examiner — Melody N Brown

(22) Filed: **Apr. 25, 2014**

(74) *Attorney, Agent, or Firm* — Schiff Hardin LLP

(30) **Foreign Application Priority Data**

(57) **CLAIM**

Oct. 25, 2013 (JP) 2013-024867

The ornamental design for a passenger car, as shown and described.

(51) **LOC (10) Cl.** **12-08**

DESCRIPTION

(52) **U.S. Cl.**
USPC **D12/91**

FIG. 1 is a front perspective view for a “passenger car” showing my new design,
FIG. 2 is a rear perspective view thereof,
FIG. 3 is a left-side view thereof,
FIG. 4 is a right-side view thereof,
FIG. 5 is a front view thereof,
FIG. 6 is a rear view thereof; and,
FIG. 7 is a top view thereof.

(58) **Field of Classification Search**
USPC D12/86, 90–92; D21/421, 433, 434;
296/181.1, 181.5
CPC B62D 35/00; B62D 25/00; B62D 25/06;
B62D 25/08; B62D 33/00

See application file for complete search history.

1 Claim, 7 Drawing Sheets



Fig. 1



Fig. 2



Fig. 3




Fig. 4




Fig. 5



Fig. 6




Fig. 7

