



US00D731922S

(12) **United States Design Patent**  
**Beaven**

(10) **Patent No.:** **US D731,922 S**  
(45) **Date of Patent:** **\*\* Jun. 16, 2015**

(54) **VEHICLE**

(71) Applicant: **Jaguar Land Rover Limited**, Coventry (GB)

(72) Inventor: **Matthew Beaven**, Coventry (GB)

(73) Assignee: **Jaguar Land Rover Limited** (GB)

(\*\*) Term: **14 Years**

(21) Appl. No.: **29/483,580**

(22) Filed: **Feb. 28, 2014**

(30) **Foreign Application Priority Data**

Sep. 2, 2013 (EM) ..... 002301242

(51) **LOC (10) Cl.** ..... **12-08**

(52) **U.S. Cl.**  
USPC ..... **D12/91**

(58) **Field of Classification Search**  
USPC ..... D12/86, 90-92; D21/421, 433, 434;  
296/181.1, 181.5  
CPC ..... B62D 35/00; B62D 25/00; B62D 25/06;  
B62D 25/08; B62D 33/00  
See application file for complete search history.

(56) **References Cited**

**U.S. PATENT DOCUMENTS**

D520,910 S \* 5/2006 Nordmann ..... D12/91  
D553,050 S \* 10/2007 Barrington et al. .... D12/91  
D558,094 S \* 12/2007 Pfeiffer ..... D12/91  
D584,658 S \* 1/2009 Minami ..... D12/91

D592,550 S \* 5/2009 Lawlis ..... D12/91  
D592,552 S \* 5/2009 Wang et al. .... D12/91  
D599,704 S \* 9/2009 Frenzel et al. .... D12/91  
D601,924 S \* 10/2009 Bauer et al. .... D12/91  
D609,135 S \* 2/2010 Kim ..... D12/91  
D617,682 S \* 6/2010 Frei et al. .... D12/91  
D619,500 S \* 7/2010 Hsu et al. .... D12/91  
D621,747 S \* 8/2010 Huet ..... D12/91  
D634,243 S \* 3/2011 Frei et al. .... D12/91  
D698,281 S \* 1/2014 Badstuebner et al. .... D12/91  
D698,697 S \* 2/2014 Winkelmann et al. .... D12/91  
D719,878 S \* 12/2014 Webber ..... D12/92

\* cited by examiner

*Primary Examiner* — Melody N Brown

(74) *Attorney, Agent, or Firm* — Fishman Stewart Yamaguchi PLLC


(57) **CLAIM**

The ornamental design for a vehicle, as shown and described.

**DESCRIPTION**

FIG. 1 is a front perspective view of a vehicle;  
FIG. 2 is a rear perspective view of a vehicle;  
FIG. 3 is a front view of a vehicle;  
FIG. 4 is a rear view of a vehicle  
FIG. 5 is a left side view of a vehicle;  
FIG. 6 is right side view of a vehicle; and,  
FIG. 7 is a top view of a vehicle.  
Portions of FIG. 1-7 that are shown in broken lines are for illustrative purposes only and form no part of the claimed design.

**1 Claim, 6 Drawing Sheets**





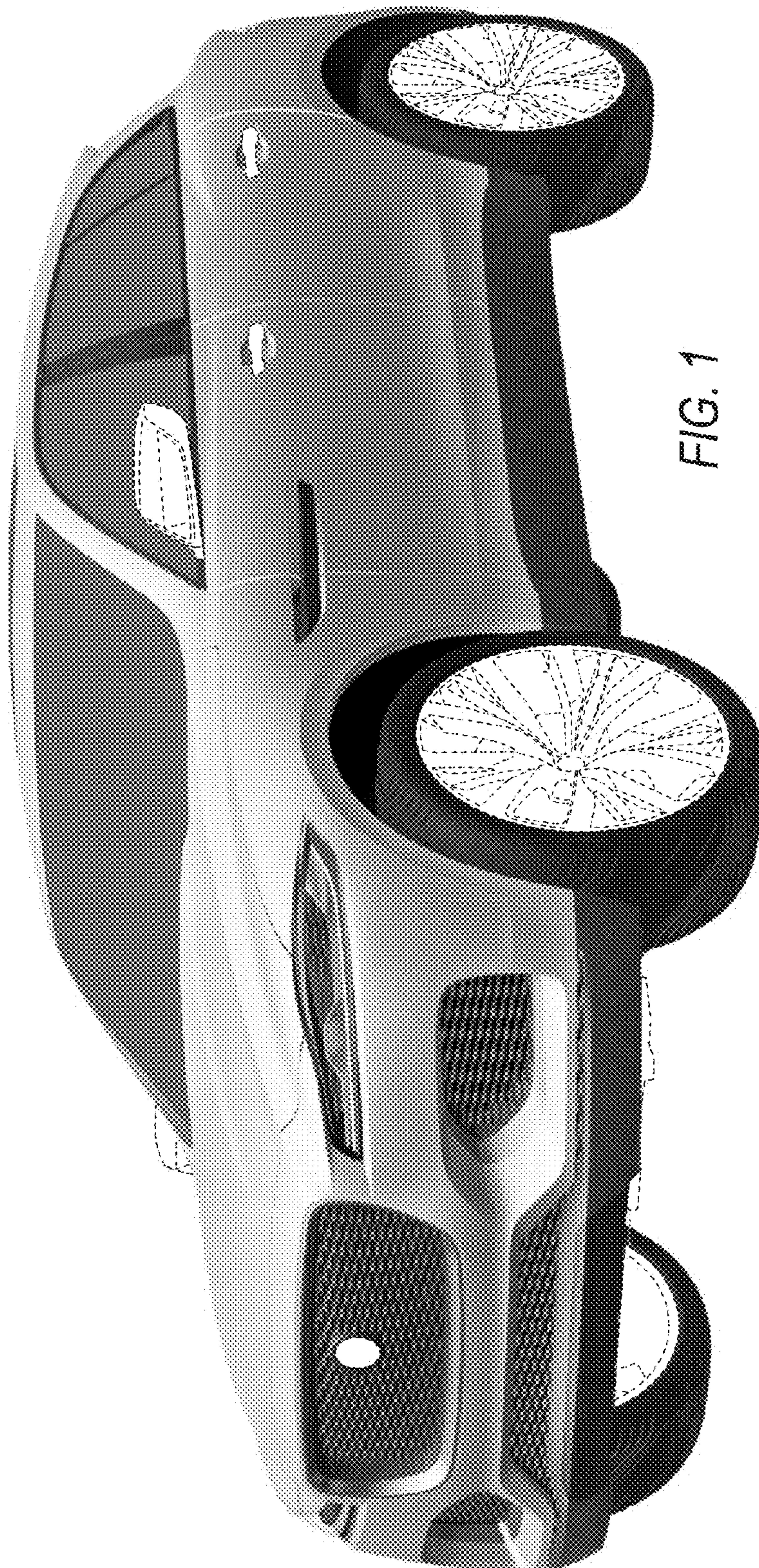


FIG. 1






FIG. 2





FIG. 3

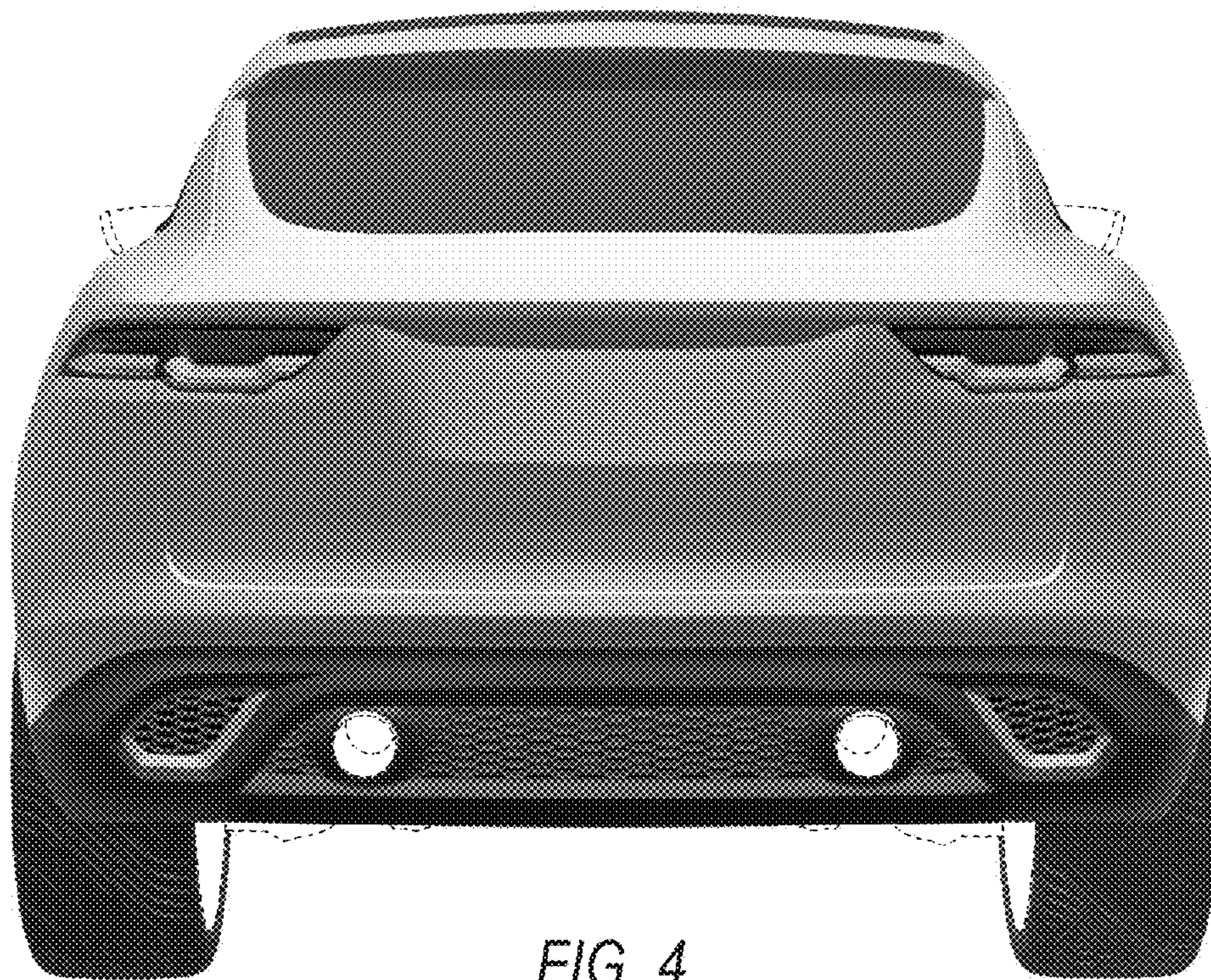


FIG. 4





FIG. 5





FIG. 6



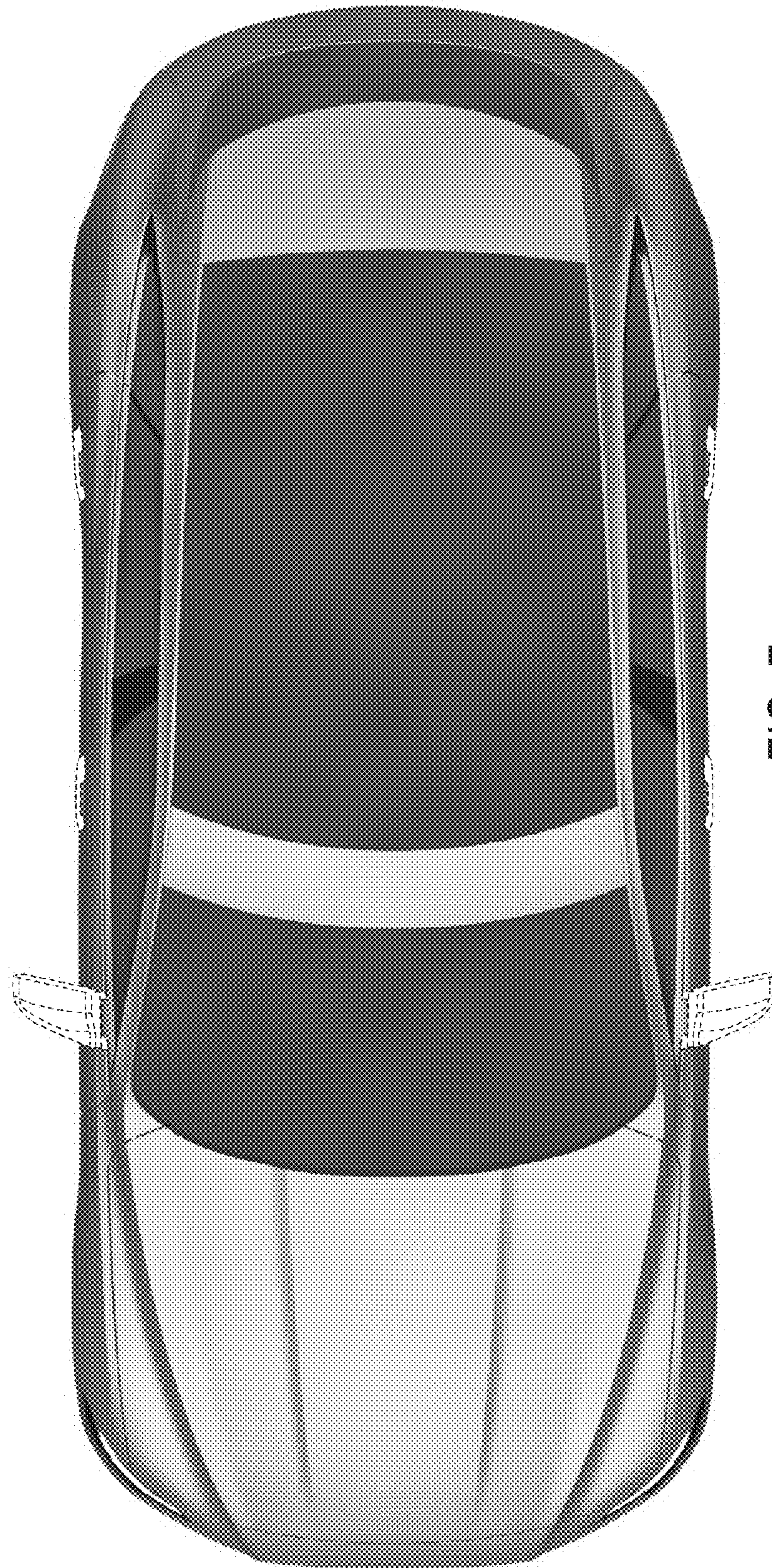


FIG. 7