



US00D731917S

(12) **United States Design Patent**  
**Stroot**

(10) **Patent No.:** **US D731,917 S**

(45) **Date of Patent:** **\*\* Jun. 16, 2015**

(54) **CARRIER TAPE FOR PLANTS AND SEEDS**

(71) Applicant: **Bram Gerardus Stroot**, La Nucia (ES)

(72) Inventor: **Bram Gerardus Stroot**, La Nucia (ES)

(73) Assignee: **Plant Tape Altea S.L.** (ES)

(\*\*) Term: **14 Years**

(21) Appl. No.: **29/437,758**

(22) Filed: **Nov. 20, 2012**

(30) **Foreign Application Priority Data**

May 23, 2012 (EM) ..... 002046144

(51) **LOC (10) Cl.** ..... **11-02**

(52) **U.S. Cl.**  
USPC ..... **D11/155**

(58) **Field of Classification Search**  
USPC ..... D3/315, 313, 303, 218; D8/1-2;  
D11/143-144, 148, 155; 47/17, 29.6,  
47/32.4, 56, 73, 87  
See application file for complete search history.

(56) **References Cited**

**U.S. PATENT DOCUMENTS**

2,648,165 A \* 8/1953 Nestor ..... 47/56  
D208,253 S \* 8/1967 Standard ..... D3/218  
D298,924 S \* 12/1988 Saarinen ..... D11/155  
4,910,111 A \* 3/1990 Wakita et al. .... 47/56

5,101,594 A \* 4/1992 Ahm ..... 47/56  
D404,919 S \* 2/1999 McCorkle, Jr. .... D3/315  
7,614,181 B2 \* 11/2009 Ahm ..... 47/56  
D658,879 S \* 5/2012 Sgambellone ..... D3/303  
D664,357 S \* 7/2012 Kinskey et al. .... D3/315  
8,234,814 B2 \* 8/2012 Kertz ..... 47/67  
D688,589 S \* 8/2013 Hung et al. .... D11/148

\* cited by examiner

*Primary Examiner* — Catheri Oliver-Garcia

(74) *Attorney, Agent, or Firm* — St. Onge Steward Johnston & Reens LLC

(57) **CLAIM**

The ornamental design for a carrier tape for plants and seeds, as shown and described.

**DESCRIPTION**

FIG. 1 is a front, top and right side perspective view of one unit of a carrier tape for plants and seeds in accordance with the new design;

FIG. 2 is a front elevation view thereof;

FIG. 3 is a rear elevation view thereof;

FIG. 4 is a left elevation view thereof, the right elevation view being a mirror image thereof;

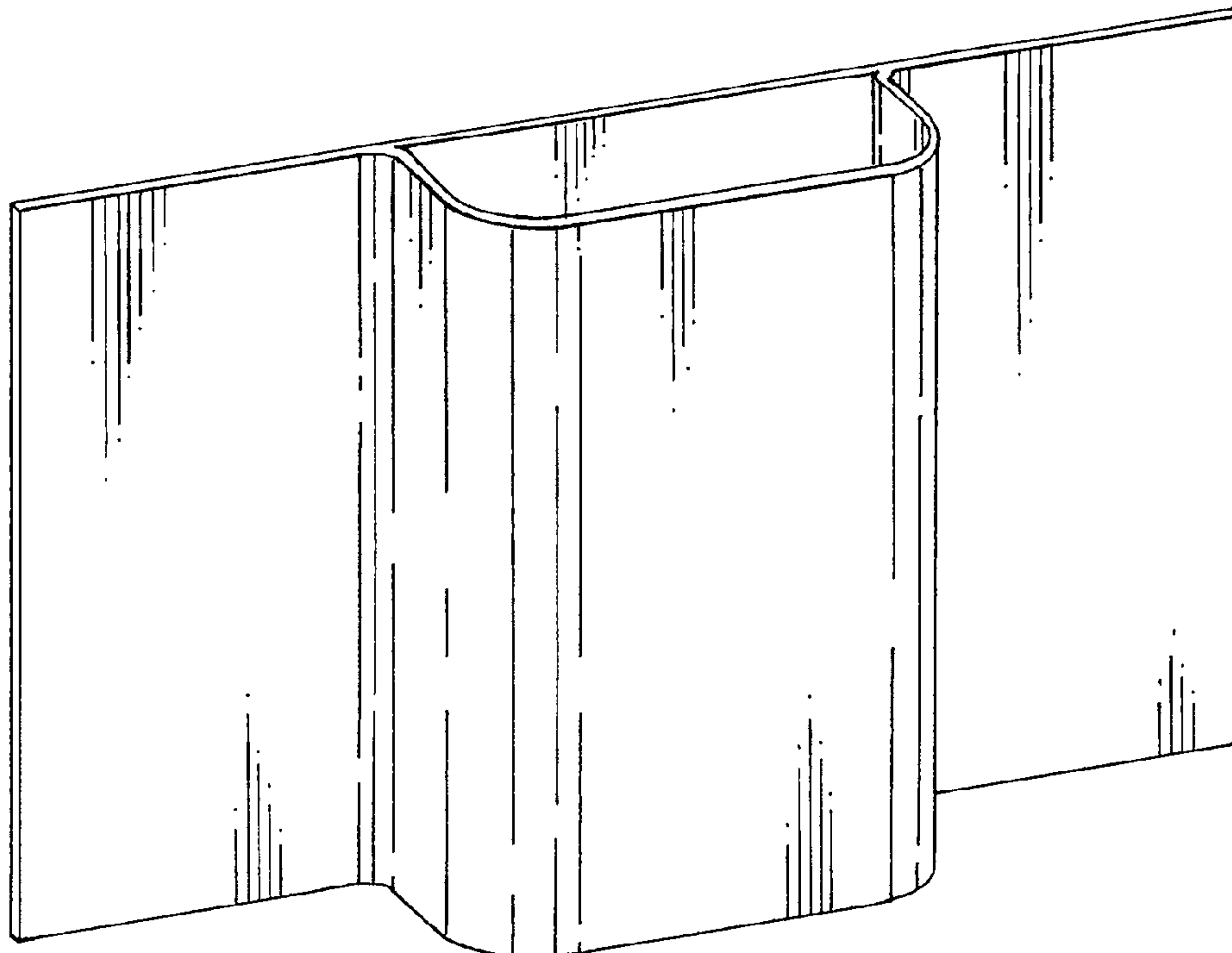
FIG. 5 is a top plan view thereof;

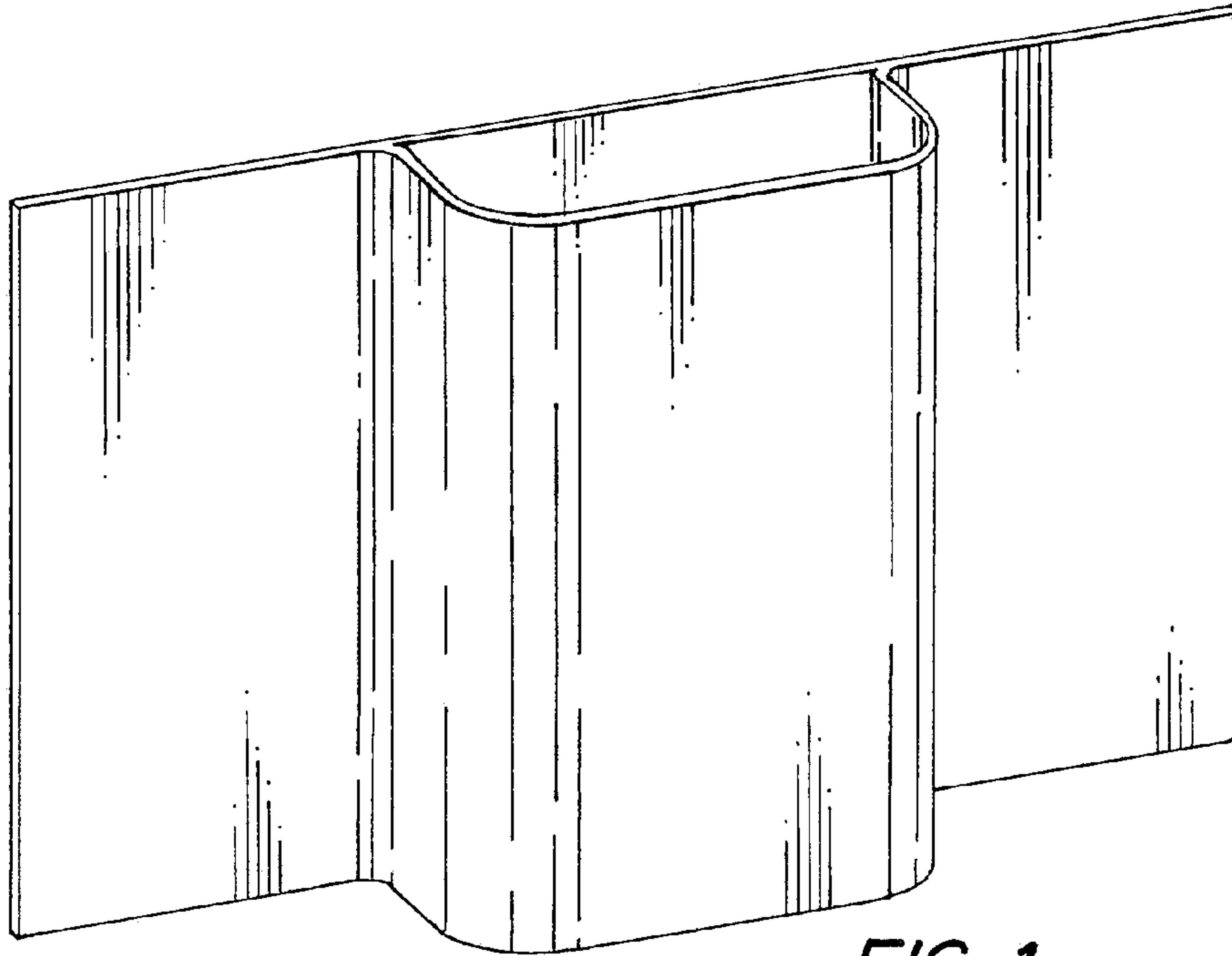
FIG. 6 is a bottom plan view thereof; and,

FIG. 7 is a front, top and right side perspective view of the carrier tape for plants and seeds of FIG. 1.

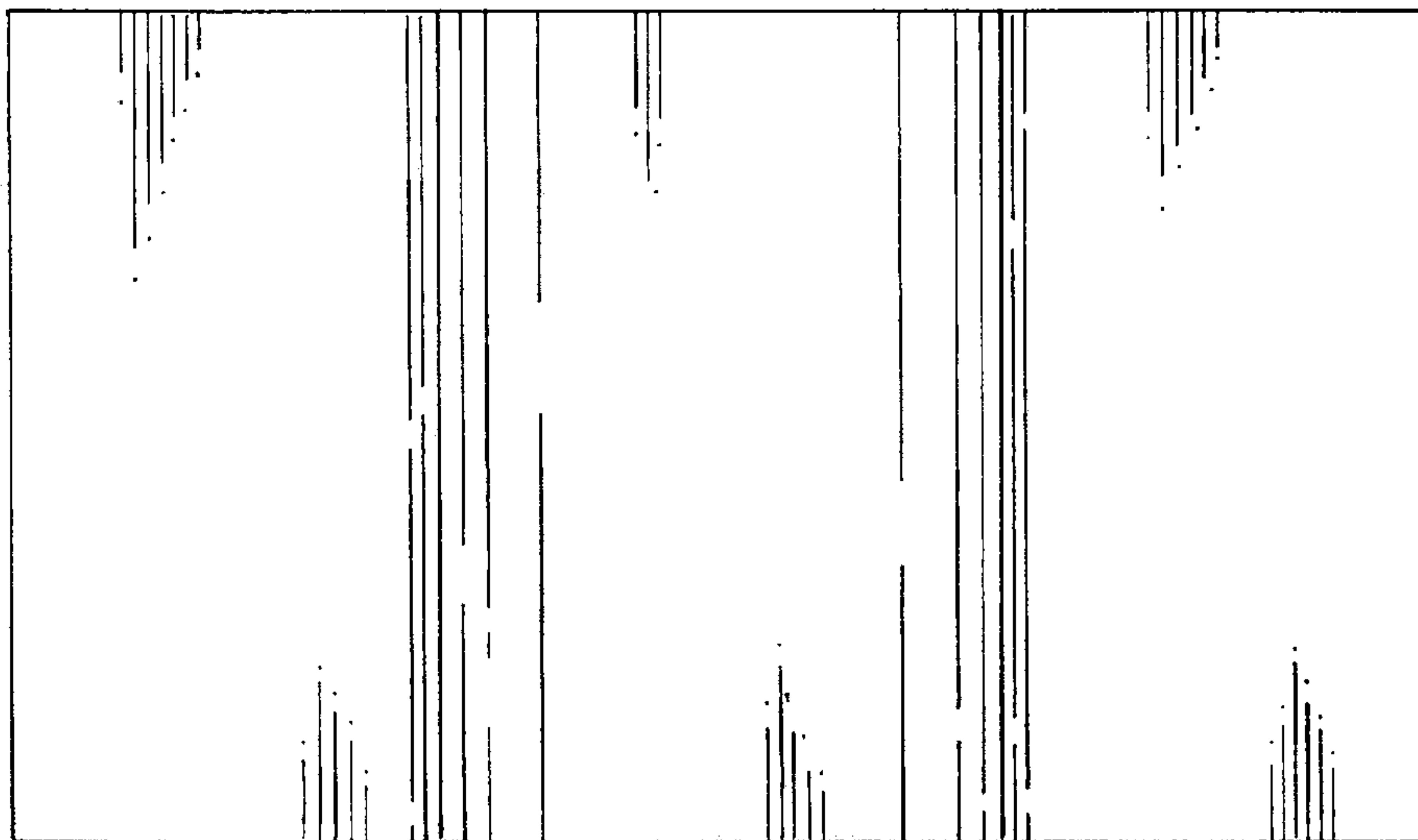
The broken line showing of environment in the drawing is included for the purpose of illustration only and forms no part of the claimed design.

**1 Claim, 3 Drawing Sheets**





*FIG. 1*



*FIG. 2*




FIG. 5




FIG. 6

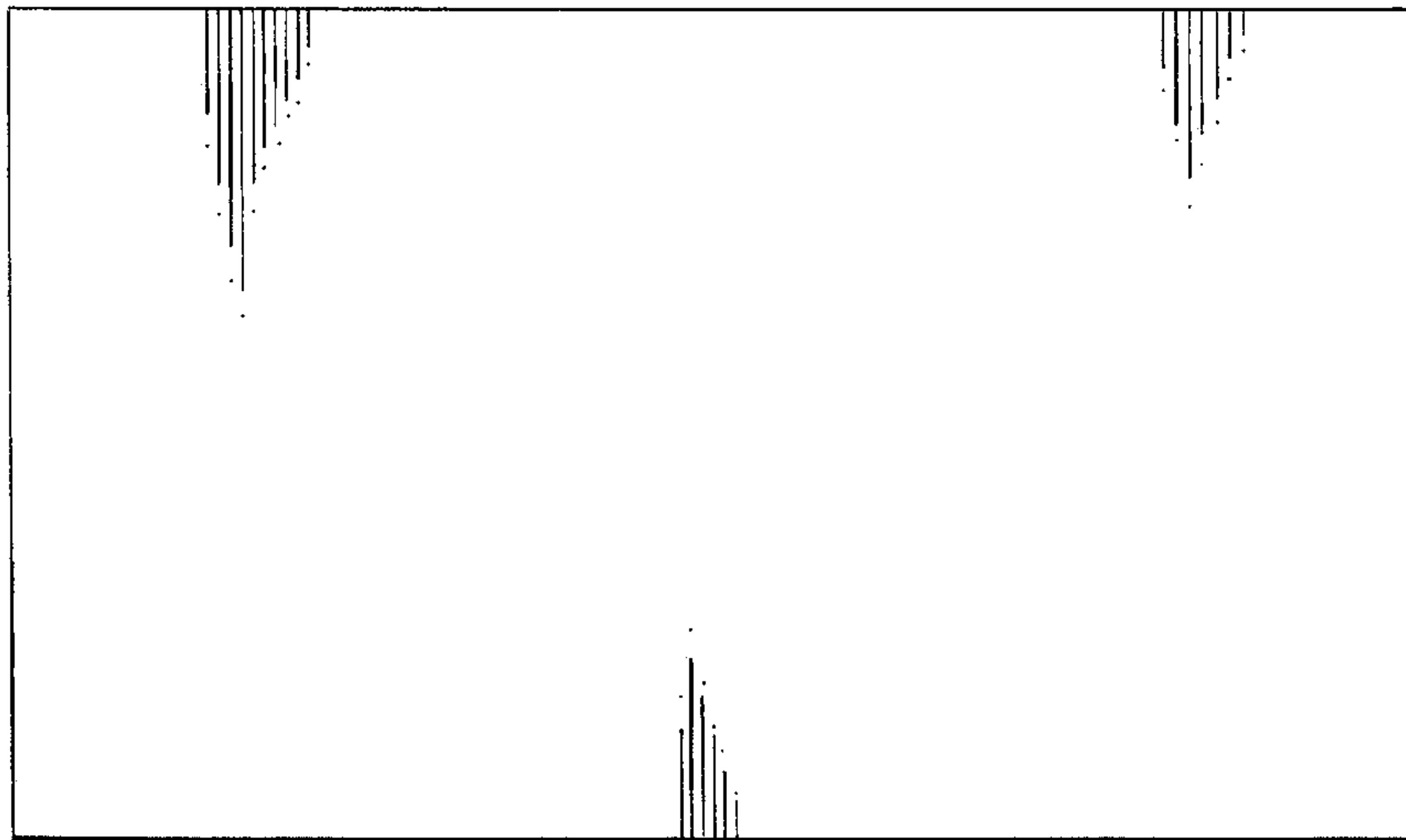


FIG. 3




FIG. 4

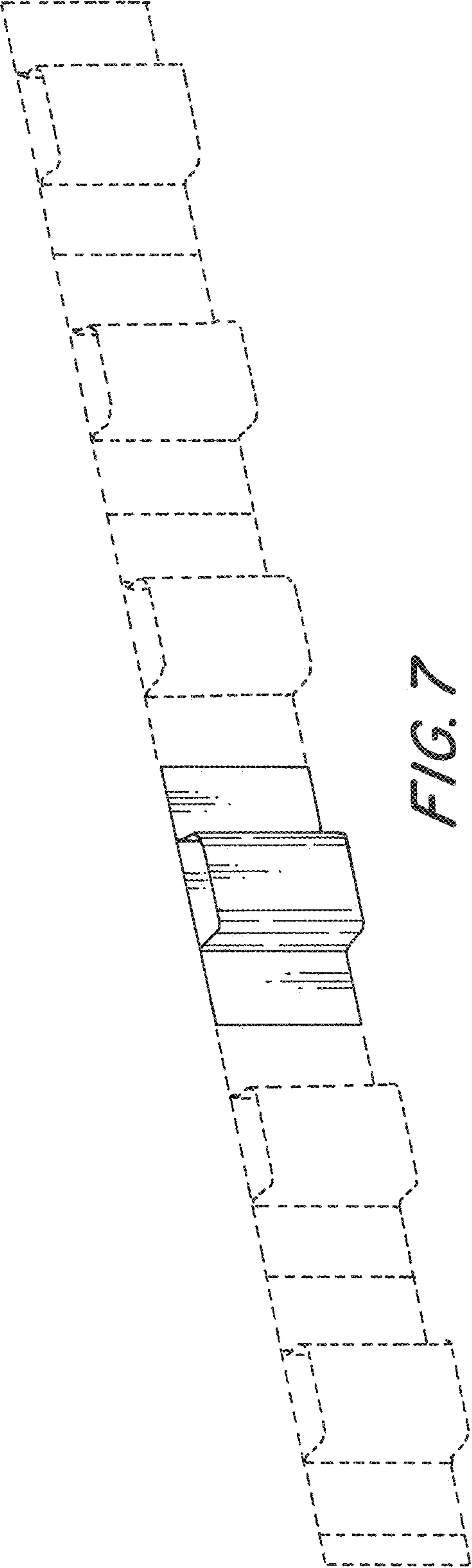


FIG. 7