



US00D731898S

(12) **United States Design Patent**  
**Squires**

(10) **Patent No.:** **US D731,898 S**  
(45) **Date of Patent:** **\*\* Jun. 16, 2015**

(54) **WRIST-WORN ELECTRONIC DISPLAY**

(75) Inventor: **Blake Squires**, Akron, OH (US)

(73) Assignee: **MOVBAND, LLC**, Brecksville, OH (US)

(\*\*) Term: **14 Years**

(21) Appl. No.: **29/414,647**

(22) Filed: **Mar. 1, 2012**

(51) **LOC (10) Cl.** ..... **10-02**

(52) **U.S. Cl.**  
USPC ..... **D10/30; D10/38; D14/344**

(58) **Field of Classification Search**  
USPC ..... D10/30–39, 70, 122–132, 1–29;  
368/10, 276, 281, 282, 285; D14/138 R,  
D14/344  
CPC ..... G04B 37/00; G04B 37/0008; G04C 3/00;  
G04C 3/001; G04C 3/002; G04G 9/00;  
G04G 9/0017; G04G 9/0058; G04G 9/04;  
G04G 9/06; G04G 9/107; G04G 17/00;  
G04G 17/005; G04G 17/08  
See application file for complete search history.

(56) **References Cited**

**U.S. PATENT DOCUMENTS**

4,337,529	A *	6/1982	Morokawa	.....	377/20
D331,020	S *	11/1992	Ishii et al.	.....	D10/31
D331,021	S *	11/1992	Ishii et al.	.....	D10/31
D452,005	S *	12/2001	Rantala	.....	D24/165
6,619,835	B2 *	9/2003	Kita	.....	368/281
D507,498	S *	7/2005	Hung	.....	D10/31
7,006,408	B2 *	2/2006	Chen	.....	368/10
D536,265	S *	2/2007	Reynoso	.....	D10/31
D545,220	S *	6/2007	Leung	.....	D10/31
D549,602	S *	8/2007	Oberrieder et al.	.....	D10/65
7,263,461	B2 *	8/2007	Sugai	.....	702/150
D553,512	S *	10/2007	Tang	.....	D10/32
D564,367	S *	3/2008	Molyneux	.....	D10/31

D564,368	S *	3/2008	Molyneux	.....	D10/31
D572,151	S *	7/2008	Fasciano	.....	D10/31
D586,674	S *	2/2009	Solarewicz	.....	D10/70
7,529,155	B2 *	5/2009	Fasciano	.....	368/10
D628,498	S *	12/2010	Arellano	.....	D10/38
D637,506	S *	5/2011	Toyoshima et al.	.....	D10/70
D637,918	S *	5/2011	Cobbett et al.	.....	D10/31
D638,723	S *	5/2011	Ong	.....	D10/32
8,050,716	B2 *	11/2011	Shin et al.	.....	455/558
8,088,043	B2 *	1/2012	Andren et al.	.....	482/8
8,301,211	B2 *	10/2012	Lee et al.	.....	455/575.6
8,562,489	B2 *	10/2013	Burton et al.	.....	482/9
2003/0125077	A1 *	7/2003	Lee et al.	.....	455/556
2004/0233786	A1 *	11/2004	Ting	.....	368/2
2007/0064542	A1 *	3/2007	Fukushima	.....	368/282
2011/0032105	A1 *	2/2011	Hoffman et al.	.....	340/573.1
2013/0197857	A1 *	8/2013	Lu et al.	.....	702/141

\* cited by examiner

*Primary Examiner* — Martie K Holtje  
(74) *Attorney, Agent, or Firm* — Kegler Brown Hill & Ritter;  
James J. Pingor

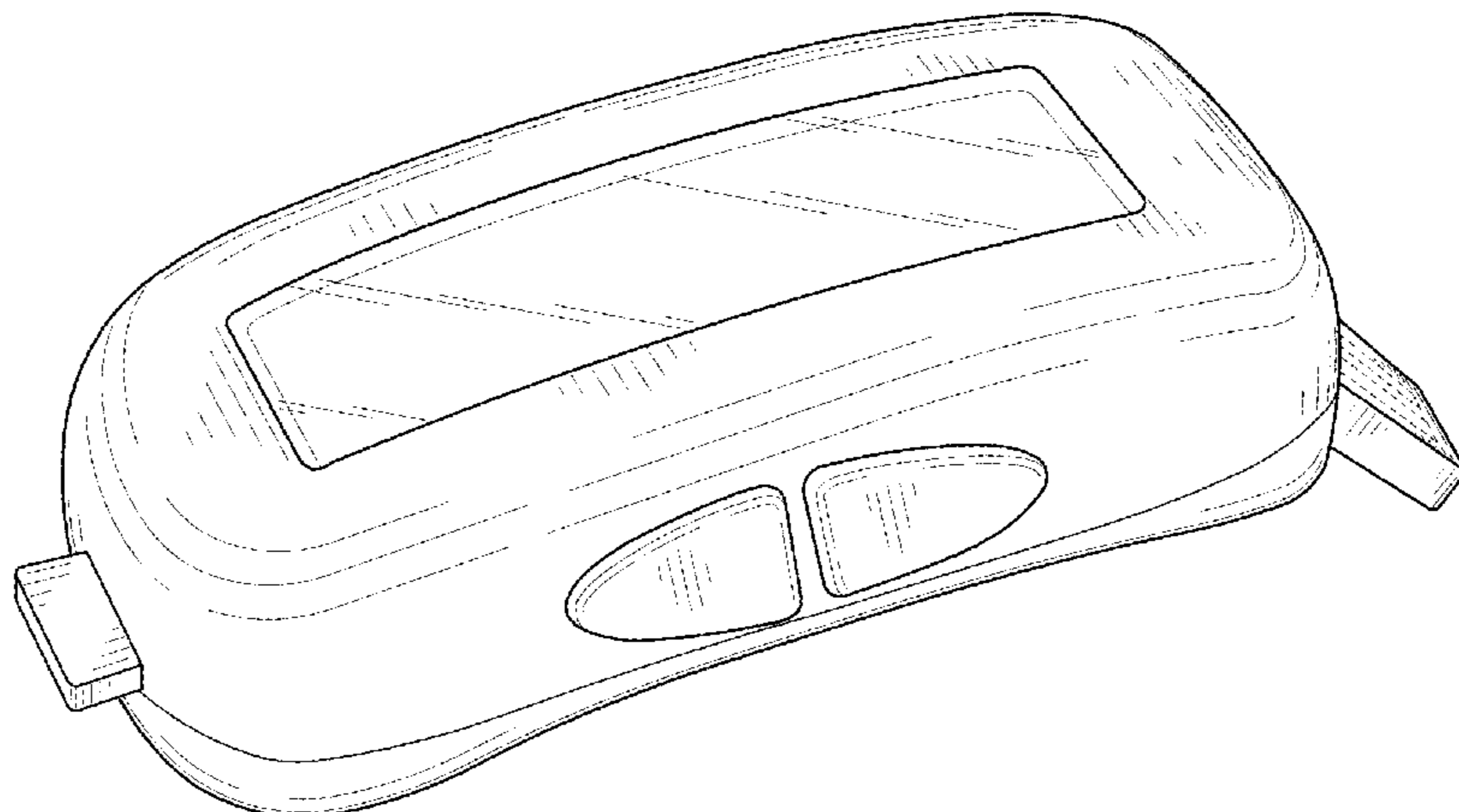
(57) **CLAIM**

The ornamental design for wrist-worn electronic display, as shown and described.

**DESCRIPTION**

FIG. 1 is top right perspective view of a wrist-worn electronic display showing my new design;  
FIG. 2 is a front perspective view thereof;  
FIG. 3 is a top plan view thereof;  
FIG. 4 is a bottom plan view thereof;  
FIG. 5 is a left side perspective view thereof;  
FIG. 6 is a right side perspective view thereof; and,  
FIG. 7 is a rear perspective view thereof.  
The structural features depicted by broken lines in FIG. 2 have been shown for the purpose of illustrating portions of the claimed wrist-worn electronic display that form no part of the claimed design.

**1 Claim, 7 Drawing Sheets**



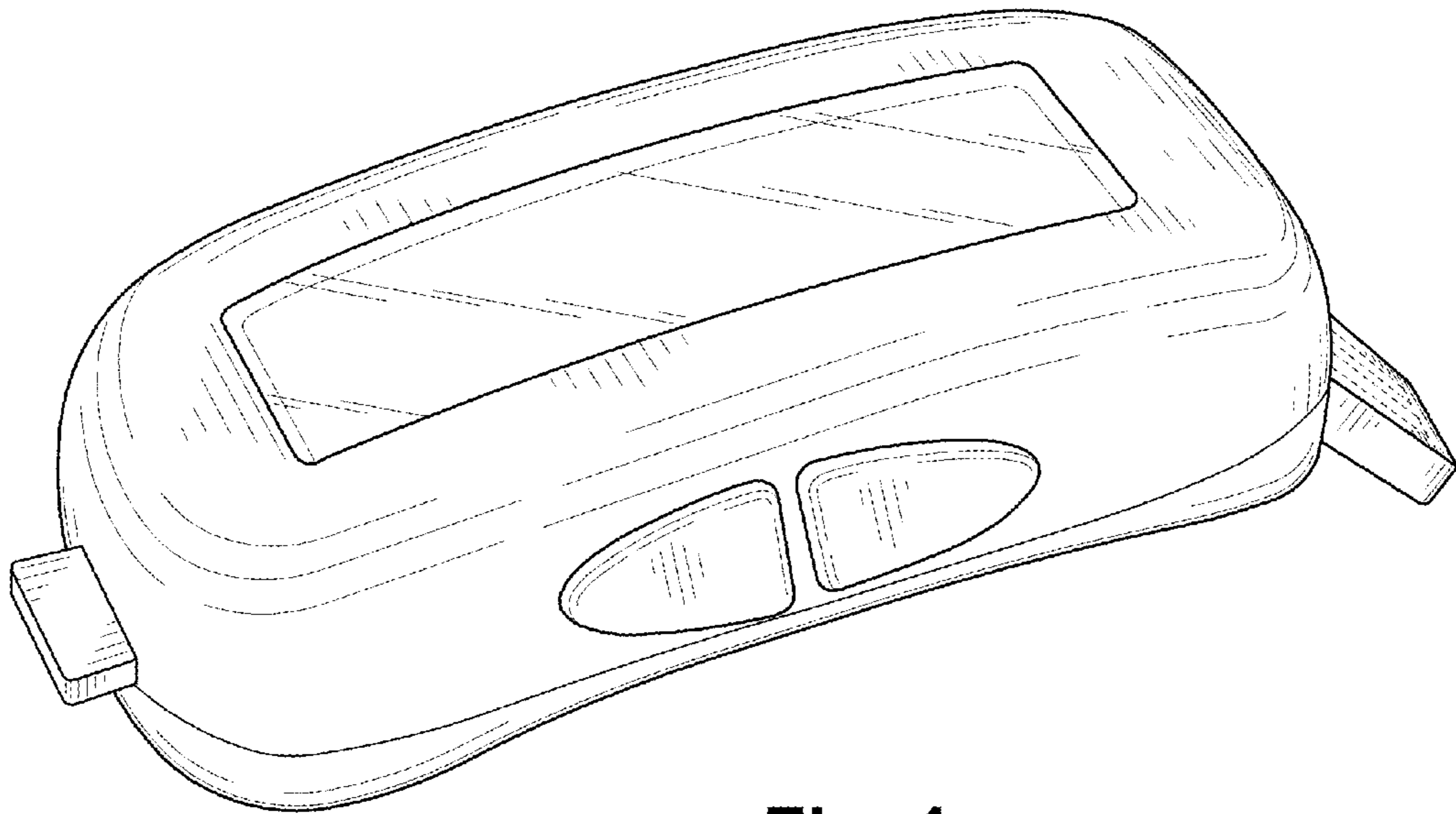


Fig. 1

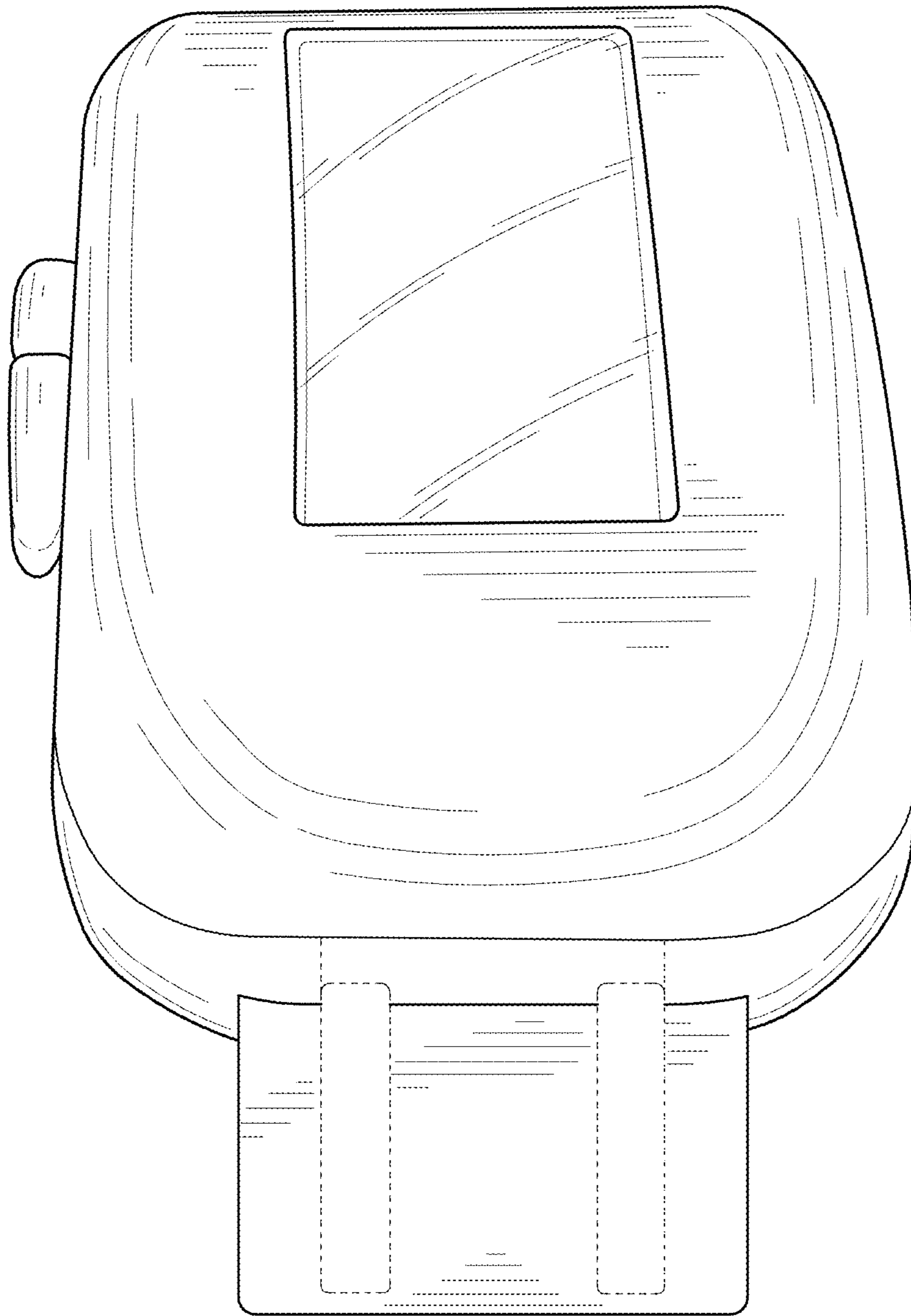


Fig. 2

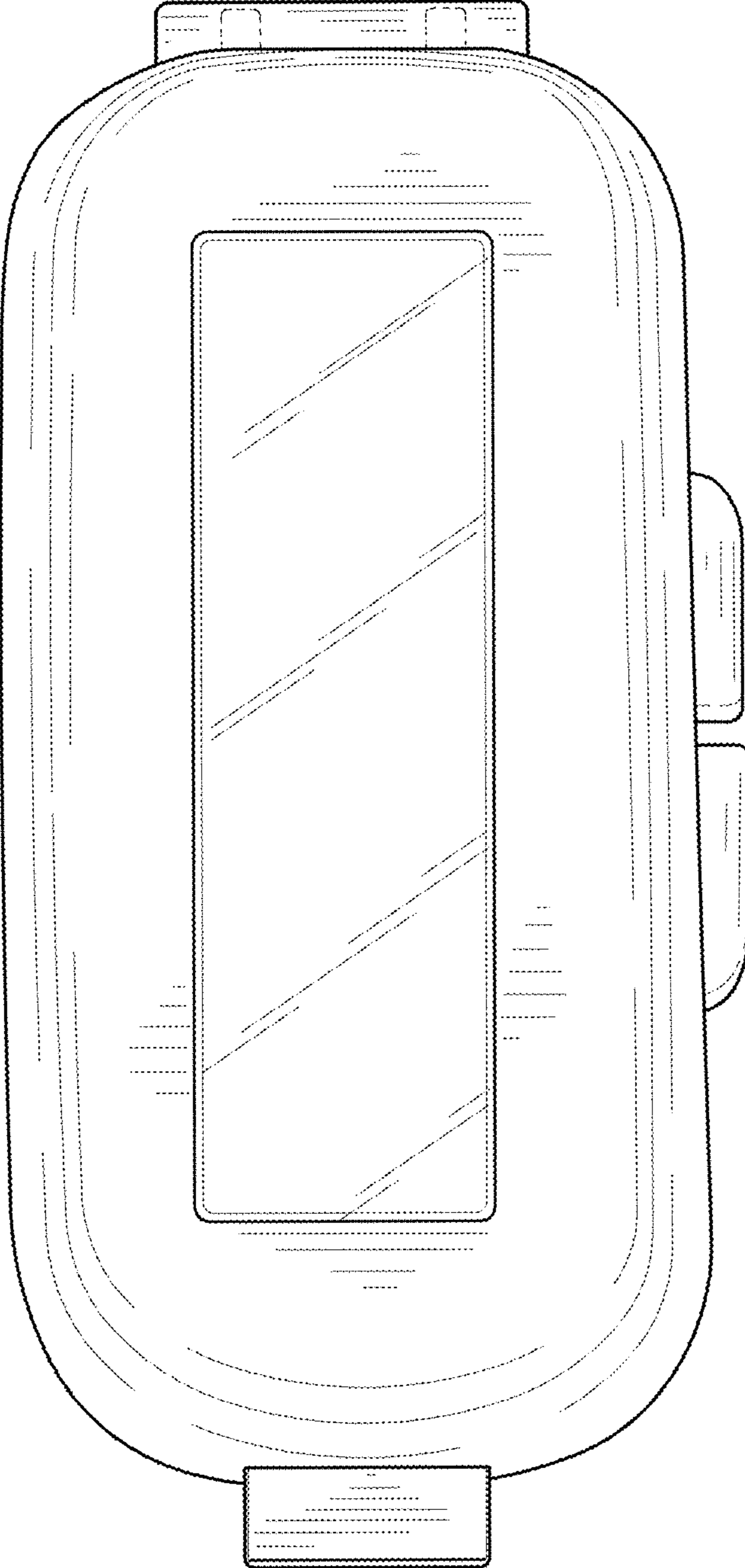


Fig. 3

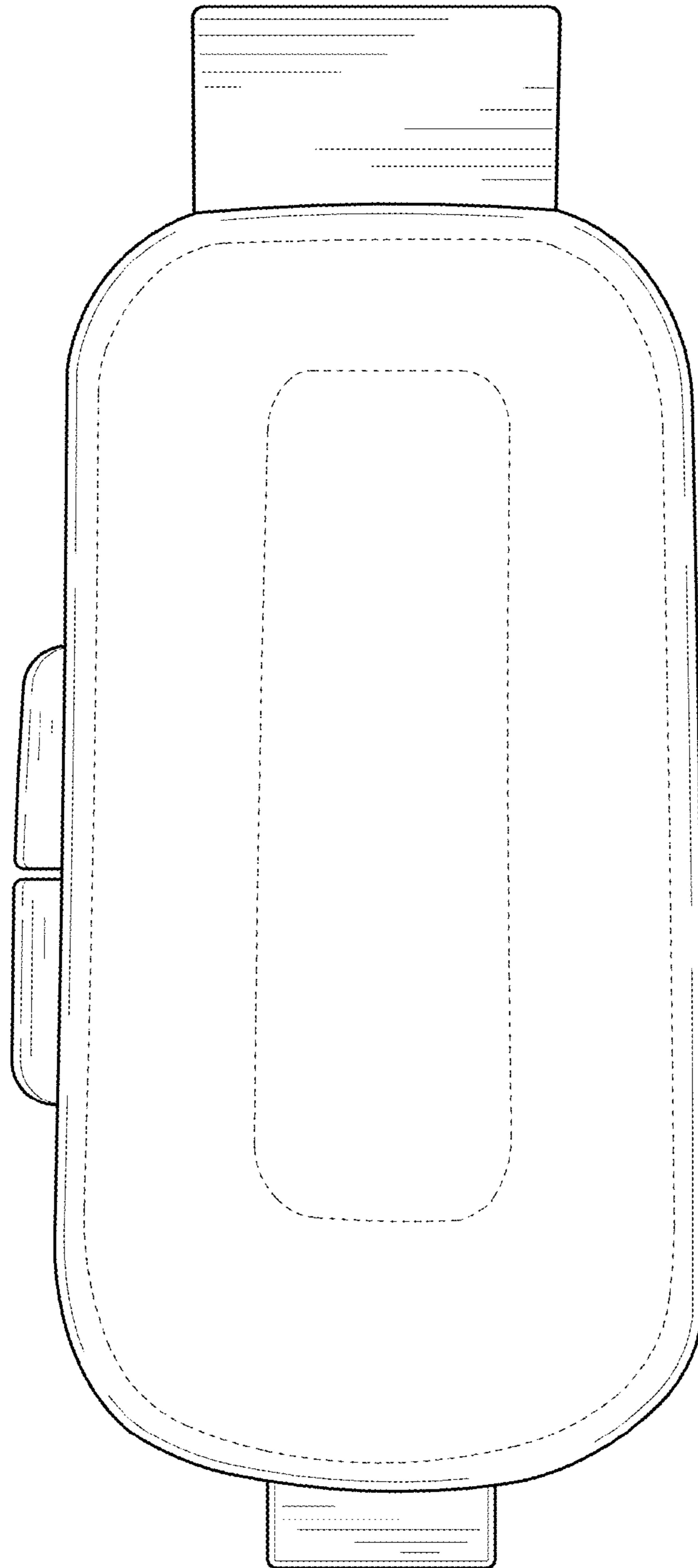


Fig. 4



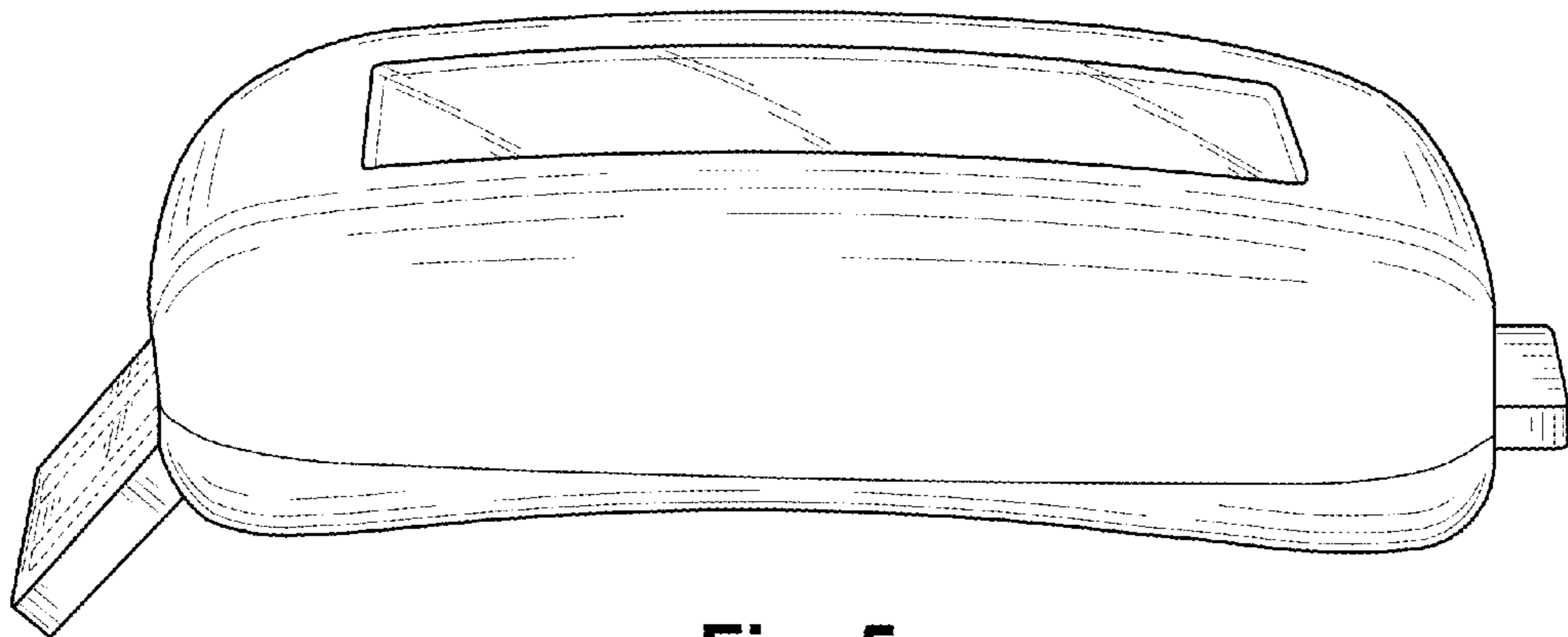
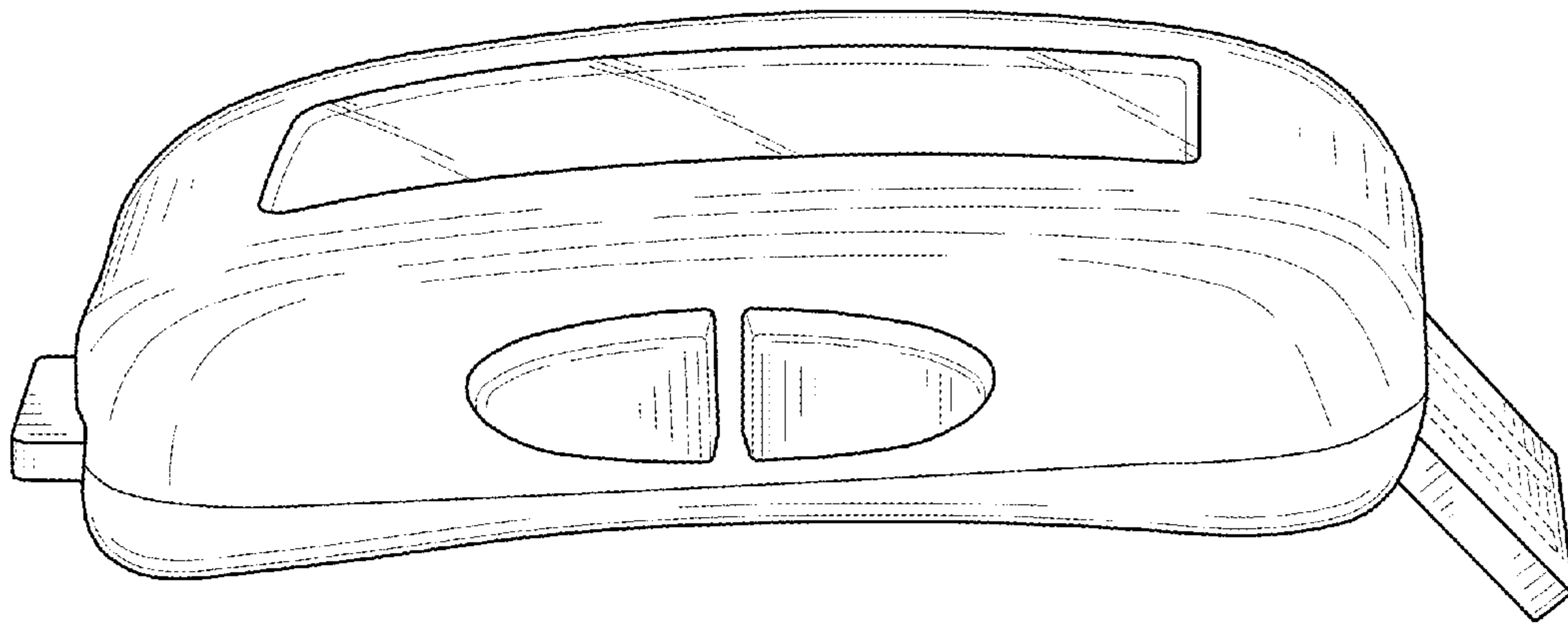


Fig. 5



**Fig. 6**

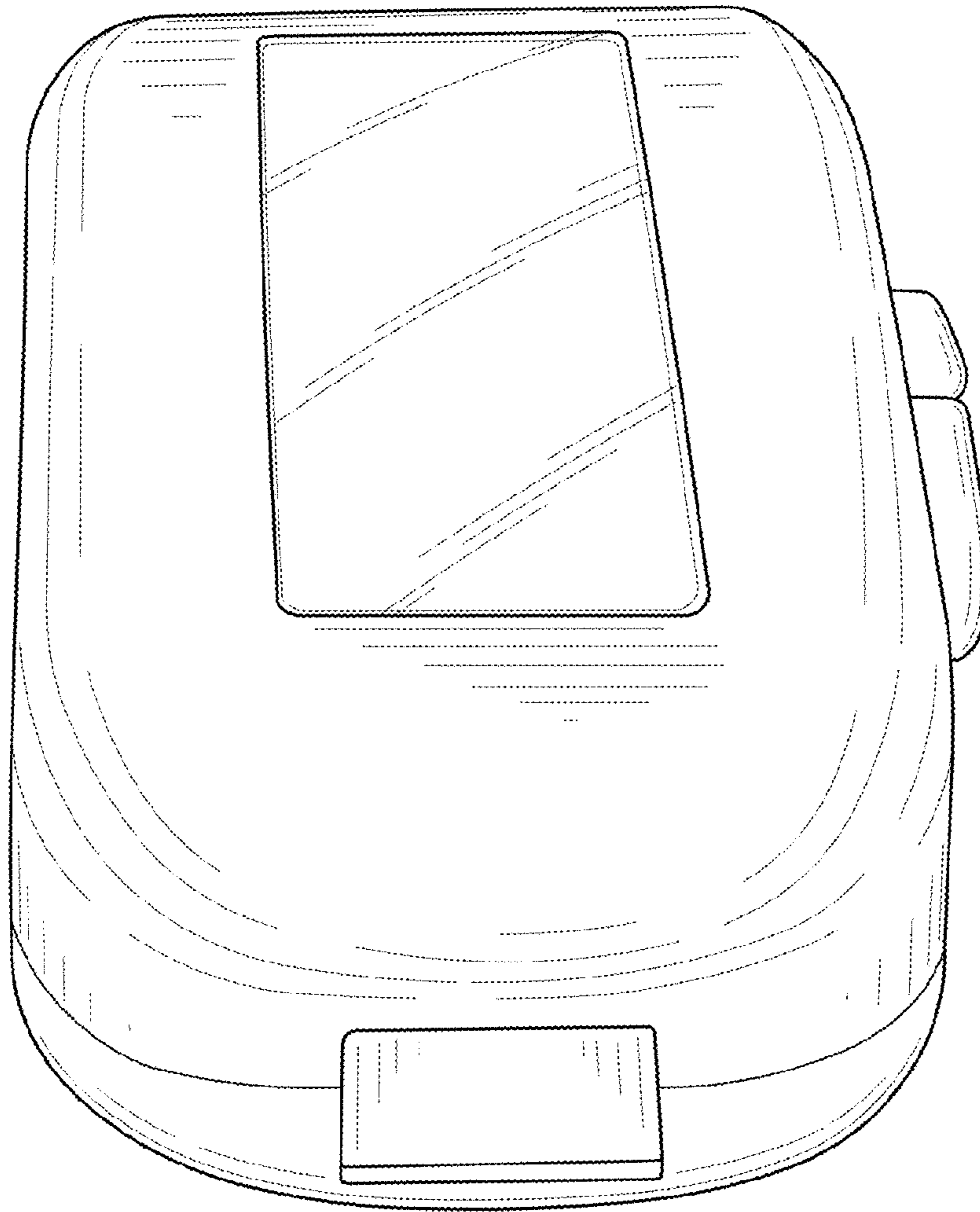


Fig. 7