



US00D731897S

(12) **United States Design Patent**  
**Cook et al.**

(10) **Patent No.:** **US D731,897 S**  
(45) **Date of Patent:** **\*\* Jun. 16, 2015**

- (54) **DISPENSER WITH APPLICATOR**
- (71) Applicants: **Cristina M Cook**, Milwaukee, WI (US);  
**Fei Gao**, Chicago, IL (US); **Donald J. Schumacher**, Racine, WI (US)
- (72) Inventors: **Cristina M Cook**, Milwaukee, WI (US);  
**Fei Gao**, Chicago, IL (US); **Donald J. Schumacher**, Racine, WI (US)
- (73) Assignee: **S.C. Johnson & Son, Inc.**, Racine, WI (US)

D449,524 S	10/2001	Kieras	
D468,209 S	1/2003	Joubert	
D468,210 S	1/2003	Joubert	
D489,970 S	5/2004	Nelson et al.	
D497,038 S	10/2004	Tsai	
D507,493 S	7/2005	Nelson et al.	
D520,678 S	5/2006	Weggelaar	
D527,842 S *	9/2006	Angeletta	..... D28/7
D537,359 S	2/2007	Butler et al.	
D538,473 S	3/2007	Rhoades	
D539,142 S	3/2007	Butler et al.	
D558,393 S	12/2007	Angeletta	
D560,251 S *	1/2008	Hartelius et al.	..... D19/41

(Continued)

(\*\*) Term: **14 Years**

**FOREIGN PATENT DOCUMENTS**

(21) Appl. No.: **29/458,188**

EC	000072525-0001	9/2003
EC	000142518-0001	3/2004

(22) Filed: **Jun. 17, 2013**

(Continued)

(51) **LOC (10) Cl.** ..... **09-01**

(52) **U.S. Cl.**

*Primary Examiner* — Derrick Holland  
*Assistant Examiner* — Janice Lim

USPC ..... **D9/725**

(58) **Field of Classification Search**

(57) **CLAIM**

USPC ..... D3/202, 203.1; D6/512, 515; D9/512,  
D9/515, 516, 529, 549, 550, 556, 558, 571,  
D9/723-725, 727; D24/100, 108, 115;  
D28/4, 7, 9, 73, 76, 85; 206/385;  
222/1, 71, 173

The ornamental design for a dispenser with applicator, as shown and described.

See application file for complete search history.

**DESCRIPTION**


(56) **References Cited**

**U.S. PATENT DOCUMENTS**

4,035,090 A *	7/1977	Bavaveas	.....	401/25
D290,088 S *	6/1987	Koeck	.....	D3/200
4,983,061 A	1/1991	Demarest		
D346,959 S *	5/1994	Adams	.....	D9/725
5,625,918 A *	5/1997	Kieson et al.	.....	15/119.2
D411,933 S *	7/1999	Bernstein	.....	D6/596
D412,598 S	8/1999	Gudefin		
D414,005 S	9/1999	Lehnertz		
D417,033 S	11/1999	Sachs et al.		
D434,525 S	11/2000	Angeletta		
D442,861 S	5/2001	Sagel		
D446,346 S	8/2001	Angeletta		
D448,521 S	9/2001	Angeletta		

FIG. 1 is a top, front, and left side isometric view of a dispenser with applicator, showing our new design;  
FIG. 2 is a front elevational view thereof;  
FIG. 3 is a rear elevational view thereof;  
FIG. 4 is a left side elevational view thereof, and the right side elevational view being a mirror image thereof;  
FIG. 5 is a top plan view thereof; and,  
FIG. 6 is a bottom plan view thereof.  
The broken line portions of FIGS. 1-6 are included to show unclaimed subject matter only and form no part of the claimed design.  
The dot-dash broken line portions of FIGS. 1-4 are included to define the bounds of the claimed design and form no part of the claimed design.

**1 Claim, 3 Drawing Sheets**



(56)

**References Cited**

U.S. PATENT DOCUMENTS

D571,204 S	6/2008	Sweeton	
D580,761 S	11/2008	Sweeton	
D581,789 S	12/2008	Ames et al.	
D582,272 S	12/2008	Cichy	
D582,292 S	12/2008	Short et al.	
D583,668 S	12/2008	Sweeton	
D584,960 S	1/2009	Sherwood	
D590,712 S	4/2009	Sweeton	
D591,612 S	5/2009	Ames et al.	
D592,527 S	5/2009	Serio et al.	
D595,575 S	7/2009	Cichy	
D598,283 S	8/2009	Ames et al.	
D604,610 S	11/2009	Ames et al.	
D645,763 S *	9/2011	Lee .....	D9/725
D657,957 S	4/2012	Camp	
2013/0022387 A1	1/2013	Purizhansky et al.	

FOREIGN PATENT DOCUMENTS

EC	000163795-0014	4/2004
EC	000176953-0001	5/2004
EC	000387576-0001	8/2005
EC	000514948-0003	4/2006
EC	000515069-0012	4/2006
EC	000598164-0001	10/2006
EC	000686498-0001	3/2007
EC	000724810-0001	5/2007
EC	000853908-0003	12/2007
EC	000853908-0004	12/2007
EC	001120380-0001	4/2009
EC	001120380-0008	4/2009
EC	001169973-0005	10/2009
EC	001628975-0003	10/2009
EC	001631284-0001	11/2009
EC	001220230-0002	6/2010
WO	DM/050979	3/2000
WO	DM/064636	10/2003
WO	DM/066664	4/2005
WO	DM/073259	2/2010
WO	DM/073778	2/2010
WO	2013/013115	1/2013

EC	000142518-0002	3/2004
EC	000163795-0012	4/2004

\* cited by examiner




FIG. 1




FIG. 2




FIG. 3




FIG. 4

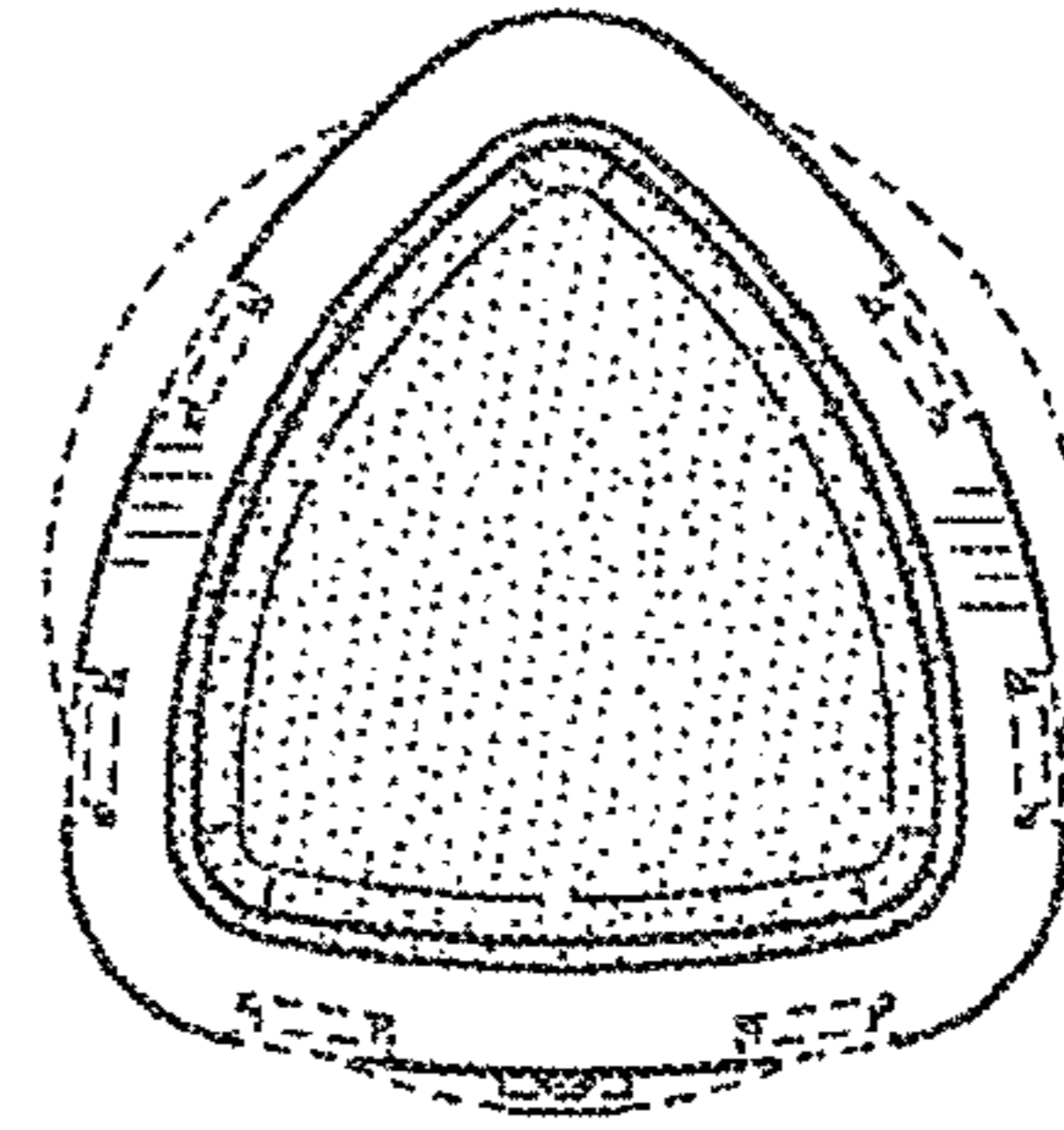


FIG. 5

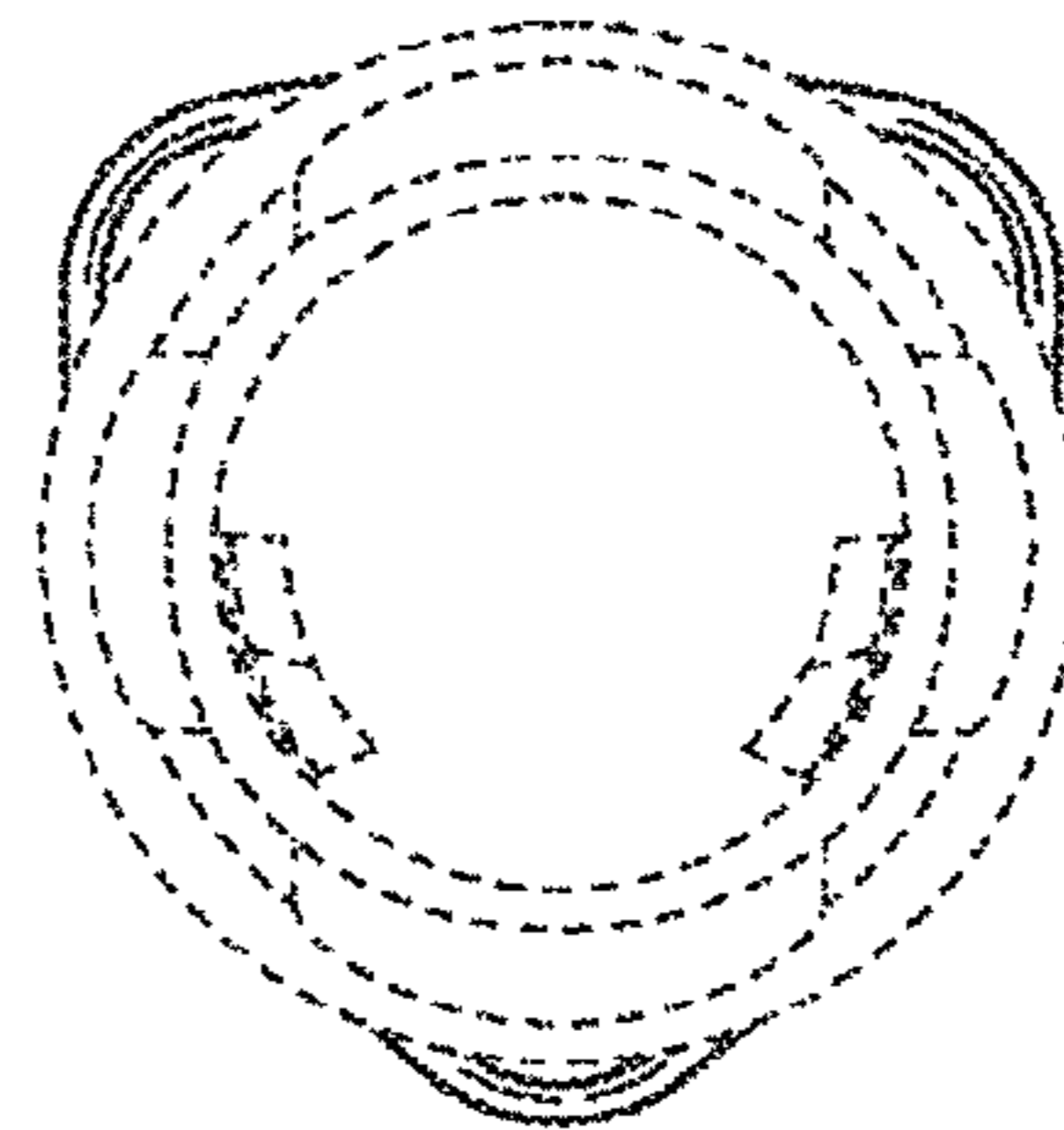


FIG. 6