



US00D731870S

(12) **United States Design Patent**
Dahlberg et al.

(10) **Patent No.:** **US D731,870 S**
(45) **Date of Patent:** **** Jun. 16, 2015**

- (54) **KNIFE**
- (71) Applicants: **Johan Dahlberg**, Riddarstigen (SE); **Siri Johansson**, Sedelvagen (SE); **Magnus Olsson**, Kalmgatan (SE); **Conny Jansson**, Fågelviksvägen (SE); **Henrik Sjöholm**, Södra Bäckvägen (SE); **Maria Svensson**, Freluga Byvägen (SE); **Peter Clahr**, Voxsätter (SE)
- (72) Inventors: **Johan Dahlberg**, Riddarstigen (SE); **Siri Johansson**, Sedelvagen (SE); **Magnus Olsson**, Kalmgatan (SE); **Conny Jansson**, Fågelviksvägen (SE); **Henrik Sjöholm**, Södra Bäckvägen (SE); **Maria Svensson**, Freluga Byvägen (SE); **Peter Clahr**, Voxsätter (SE)

D420,270 S *	2/2000	Martone	D8/99
D445,662 S *	7/2001	Huang	D8/99
D510,010 S *	9/2005	Brown et al.	D8/99
D520,327 S *	5/2006	Gist et al.	D8/99
D538,613 S *	3/2007	Murray	D8/61
D551,932 S *	10/2007	Guo	D8/99
D551,933 S *	10/2007	Guo	D8/99
D564,328 S *	3/2008	Smith	D8/99
D572,107 S *	7/2008	Maraia et al.	D8/99
D587,554 S *	3/2009	Maraia et al.	D8/99
D592,032 S *	5/2009	Wu	D8/98
D594,309 S *	6/2009	Sugiura et al.	D8/99
D645,721 S *	9/2011	Wu	D8/99
D649,854 S *	12/2011	Packard et al.	D8/98
8,572,850 B2 *	11/2013	Wu	30/125
2010/0037465 A1 *	2/2010	Price	30/152

* cited by examiner

Primary Examiner — Phillip S Hyder

(74) *Attorney, Agent, or Firm* — Jason P. Mueller; Adams and Reese LLP

(73) Assignee: **Kapman AB**, Sandviken (SE)

(**) Term: **14 Years**

(57) **CLAIM**

The ornamental design for a knife, as shown and described.

(21) Appl. No.: **29/467,482**

DESCRIPTION

(22) Filed: **Sep. 19, 2013**

(51) **LOC (10) Cl.** **08-03**

(52) **U.S. Cl.**

USPC **D8/99**

(58) **Field of Classification Search**

USPC D8/14, 97, 98–99, 107; D22/118;
30/125, 154–162, 320, 329–333, 335

See application file for complete search history.

Pursuant to 35 U.S.C. 119(a), the instant application is a divisional of U.S. Design application Ser. No. 29/423,751 filed on Jun. 5, 2012, claiming priority to prior Application Number DM/077268 WIPO, filed Dec. 7, 2011.

FIG. 1 is a perspective view of a knife showing our new design;

FIG. 2 is a front elevation view thereof;

FIG. 3 is a rear elevation view thereof, in an inverted position;

FIG. 4 is an enlarged top plan view of the knife of FIG. 1;

FIG. 5 is an enlarged bottom plan view thereof;

FIG. 6 is a right side elevation view thereof; and,

FIG. 7 is a left side elevation view thereof.

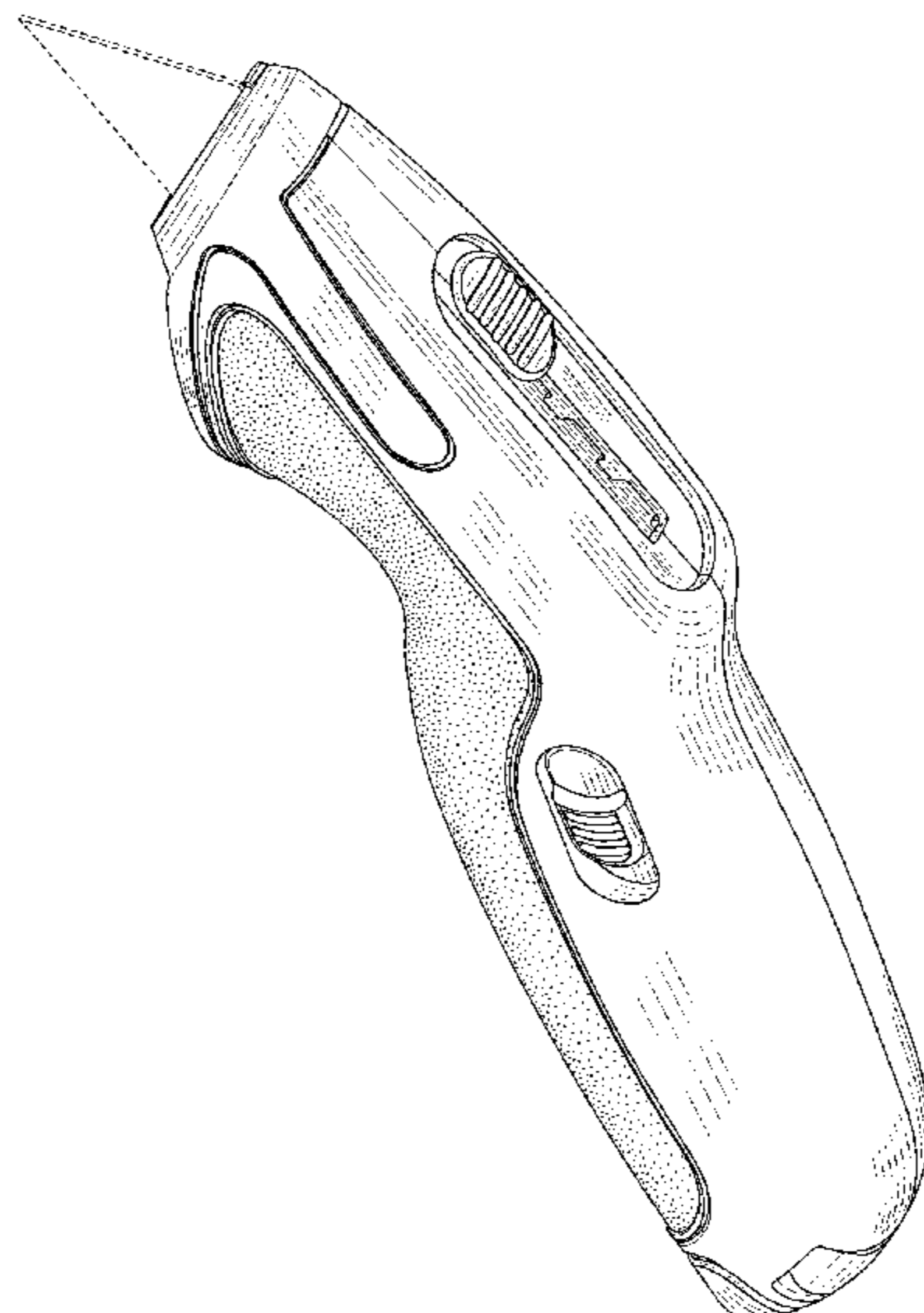
The broken line showing of the blade is included for the purpose of illustrating environmental structure that forms no part of the claimed design.

(56) **References Cited**

U.S. PATENT DOCUMENTS

D234,570 S *	3/1975	Craddock	D8/98
D235,414 S *	6/1975	Miller	D8/98
3,927,473 A *	12/1975	Braginetz	30/125
D245,570 S *	8/1977	West et al.	D8/99
D310,475 S *	9/1990	Weimann	D8/99
D311,854 S *	11/1990	Wilson et al.	D8/98

1 Claim, 4 Drawing Sheets



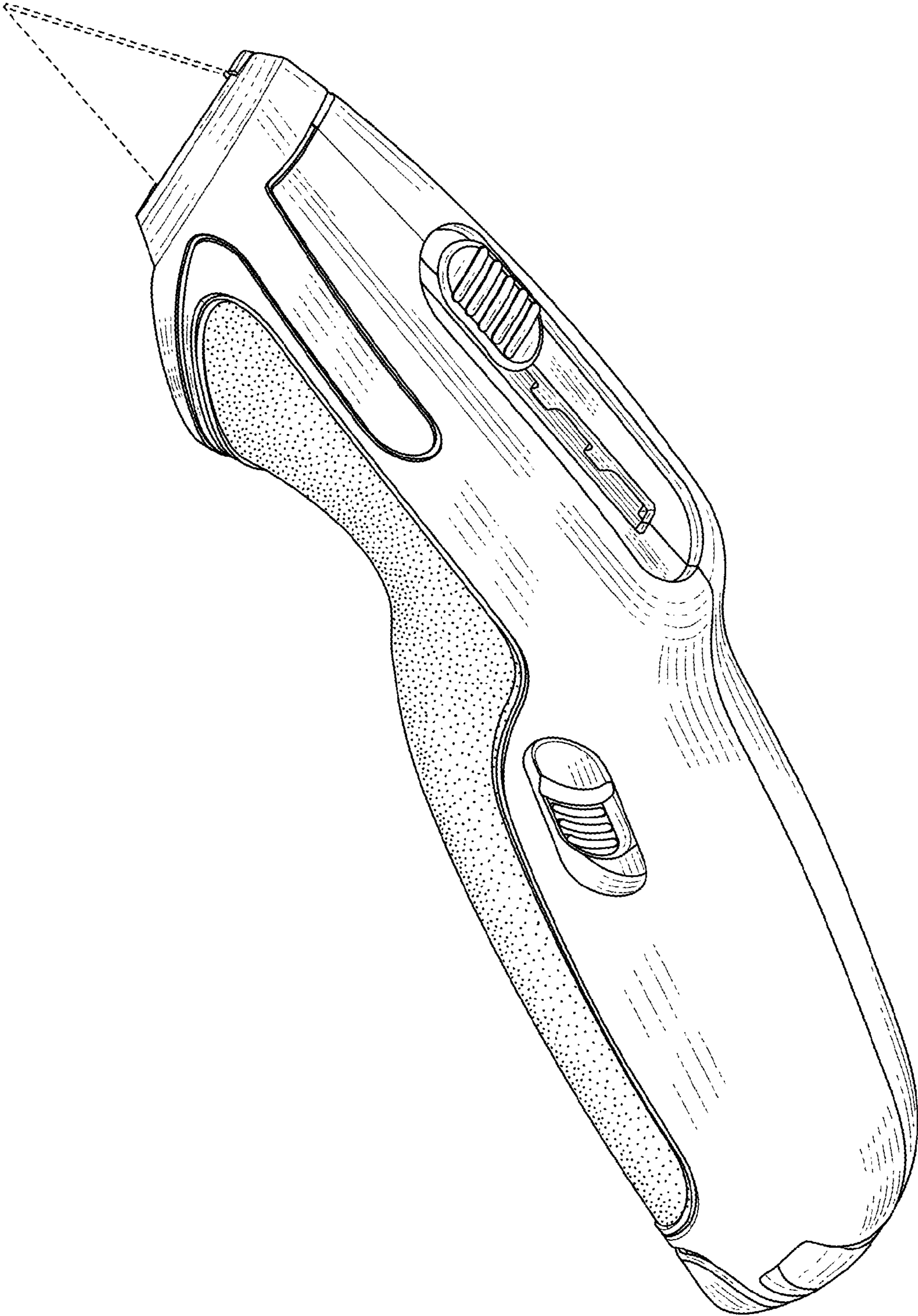


FIG. 1

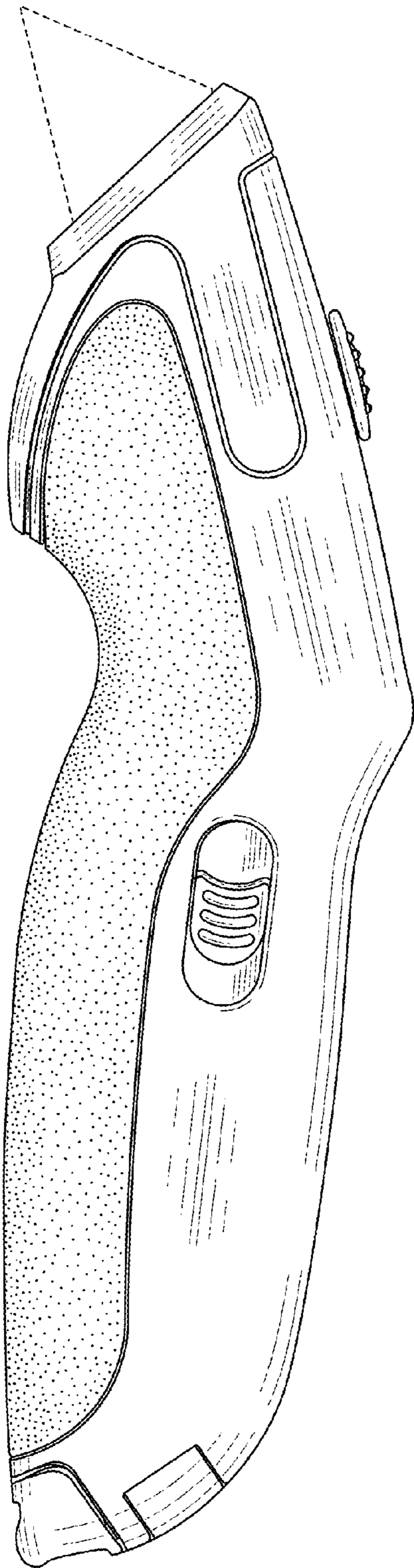


FIG. 2

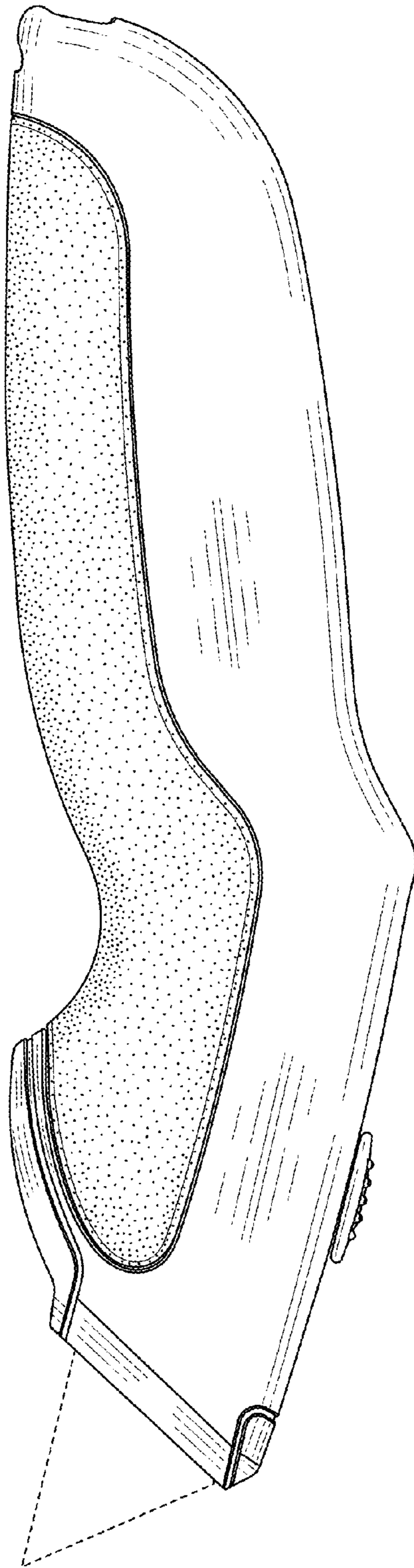


FIG. 3

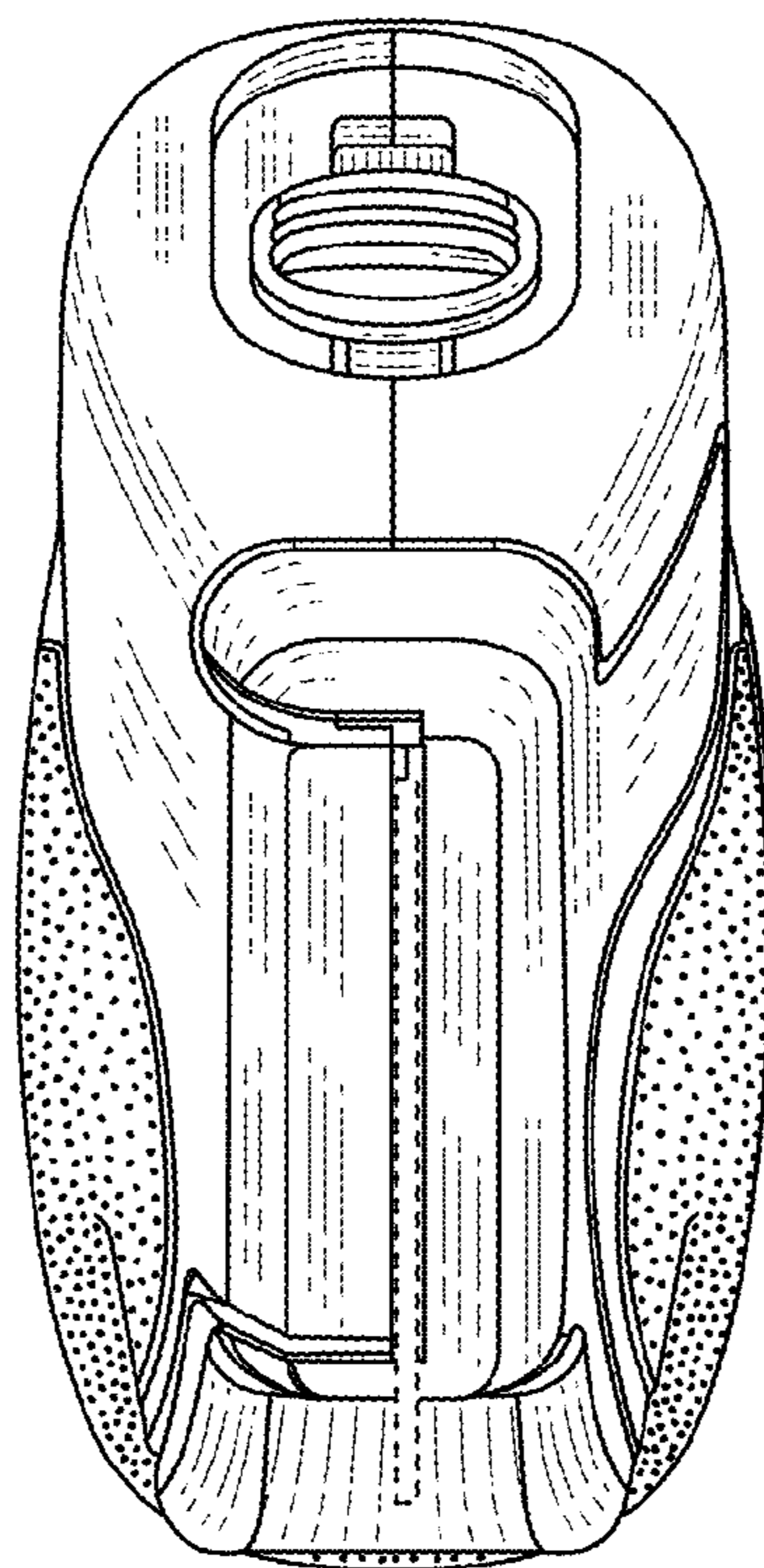


FIG. 4

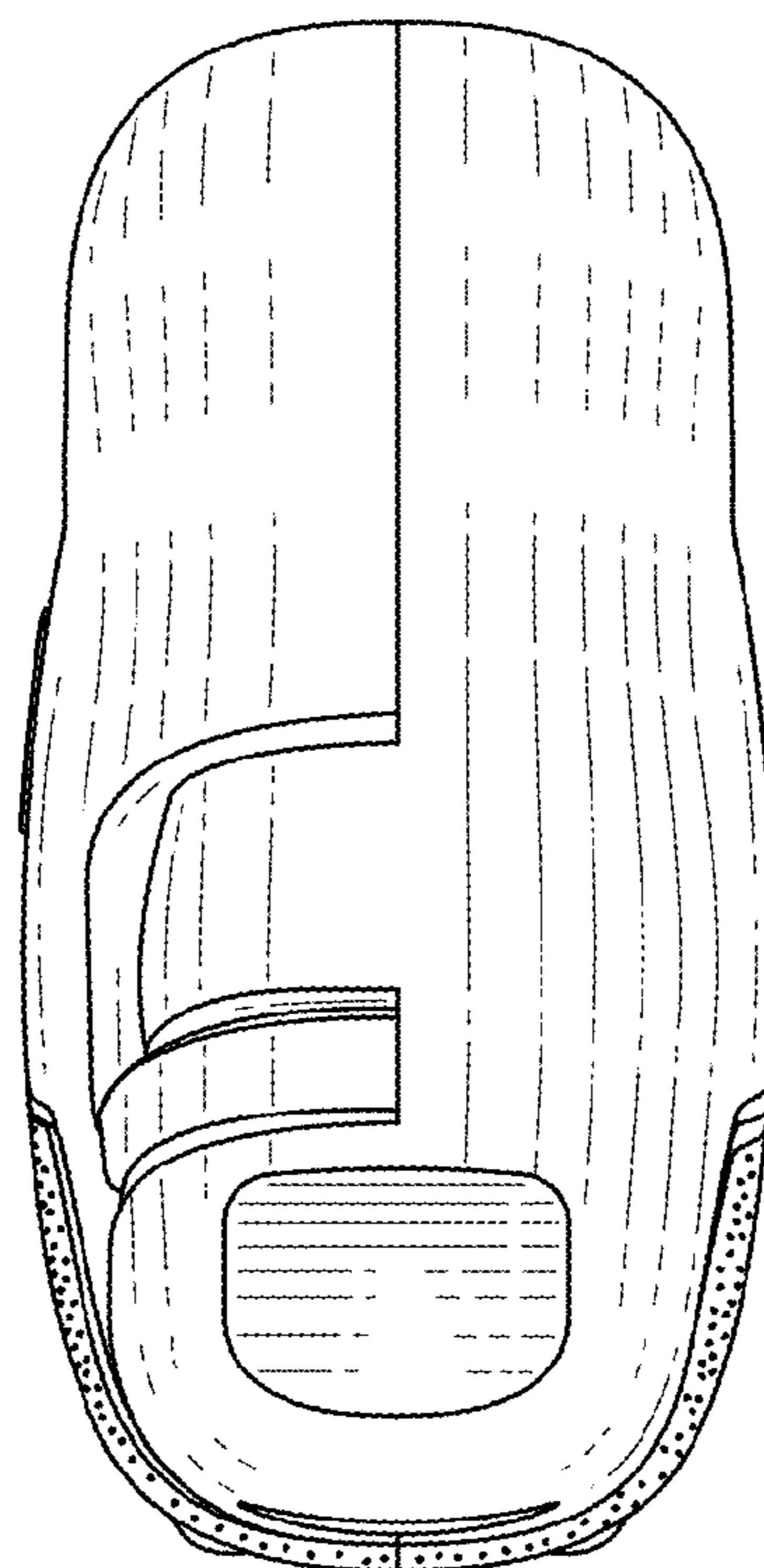


FIG. 5

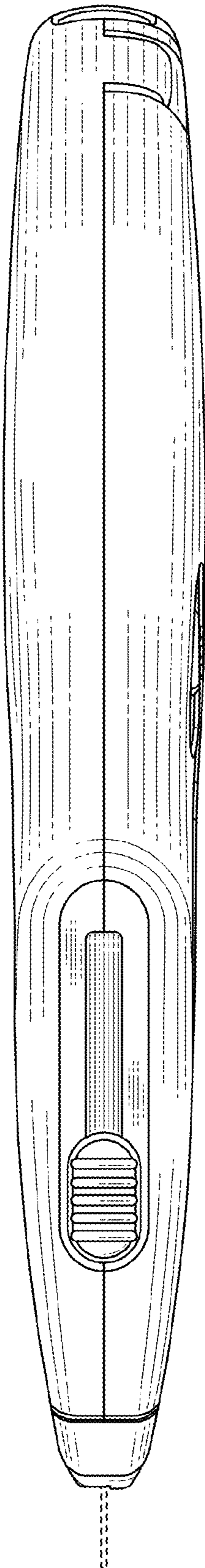


FIG. 6




FIG. 7