



US00D731857S

(12) **United States Design Patent**  
**Saxton et al.**

(10) **Patent No.:** **US D731,857 S**  
(45) **Date of Patent:** **\*\* Jun. 16, 2015**

(54) **CONTAINER WITH HANDLES**  
(71) Applicant: **Munchkin, Inc.**, Van Nuys, CA (US)  
(72) Inventors: **Matthew Joseph Saxton**, Agoura, CA (US); **Kevin Douglas Johnson**, Tarzana, CA (US); **Nairi Khachikian**, Glendale, CA (US)

D476,849 S 7/2003 Randolph  
D513,932 S 1/2006 De Oliveira  
D579,722 S \* 11/2008 Sakulsacha et al. .... D7/510  
D616,706 S 6/2010 Bofinger et al.  
D644,067 S 8/2011 Valderrama  
D649,835 S \* 12/2011 Lim ..... D7/516  
D652,248 S 1/2012 Valderrama  
D698,600 S \* 2/2014 Aslan ..... D7/393  
D710,147 S \* 8/2014 Saxton ..... D7/393

(73) Assignee: **Munchkin, Inc.**, Van Nuys, CA (US)

**FOREIGN PATENT DOCUMENTS**

(\*\*) Term: **14 Years**

CN 300814854 \* 8/2008  
CN 301821232 \* 2/2012  
GB 2042390 \* 2/1995

(21) Appl. No.: **29/471,200**

\* cited by examiner

(22) Filed: **Oct. 29, 2013**

*Primary Examiner* — Susan Bennett Hattan

(51) **LOC (10) Cl.** ..... **07-01**

*Assistant Examiner* — Leanne Was

(52) **U.S. Cl.**  
USPC ..... **D7/534**

(74) *Attorney, Agent, or Firm* — Wade C. Yamazaki; Robert Z. Evora, Esq.

(58) **Field of Classification Search**  
USPC ..... D7/300, 300.1, 302, 305, 326, 387, 393, D7/394, 396.2, 396.6, 505, 507, 509, 510, D7/511, 523, 533, 534, 535, 543, 558, 586, D7/601, 602, 705, 619.1, 622; D9/500, D9/503, 527, 528, 530, 531, 715, 716, 719, D9/737, 738, 739, 742; D24/197; 215/11.1–11.6, 387, 393, 398; 220/703, 705, 711, 713, 717, 719; 229/402

(57) **CLAIM**

The ornamental design for a container with handles, as shown and described.

See application file for complete search history.

**DESCRIPTION**

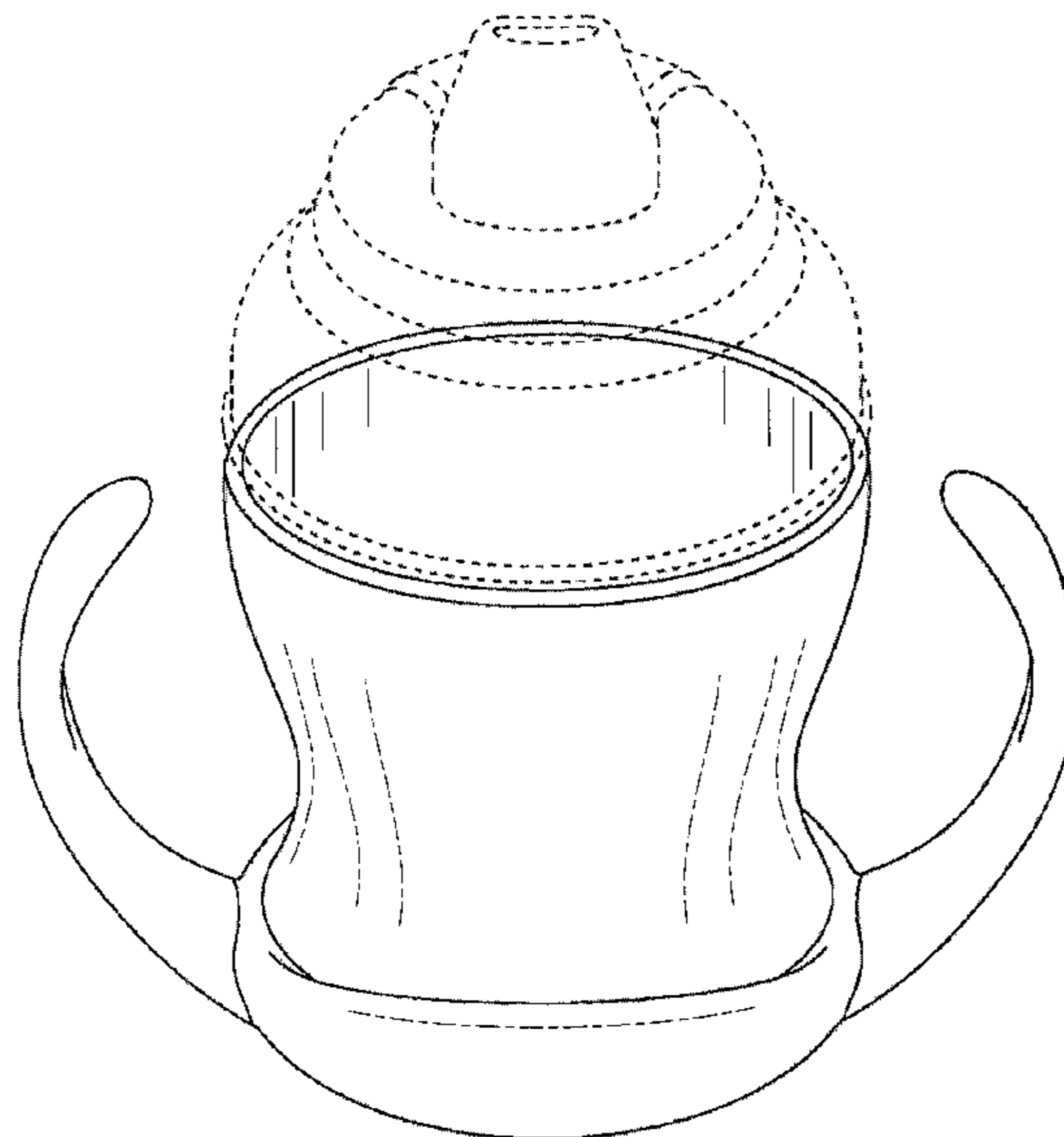
FIG. 1 is an upper front perspective view of a container with handles showing our new design;  
FIG. 2 is a lower front perspective view thereof;  
FIG. 3 is a front view thereof, the back view being the same image as the front view;  
FIG. 4 is a side view thereof, the opposite side view being the same image as the side view;  
FIG. 5 is a top view thereof; and,  
FIG. 6 is a bottom view thereof.  
The broken lines in the drawings depict portions of the container with handles that form no part of the claimed design.

(56) **References Cited**

**U.S. PATENT DOCUMENTS**

D329,355 S 9/1992 Yagi  
D366,987 S 2/1996 Allegre  
D368,529 S 4/1996 Allegre  
D375,655 S 11/1996 King  
D454,642 S 3/2002 Hakim

**1 Claim, 5 Drawing Sheets**



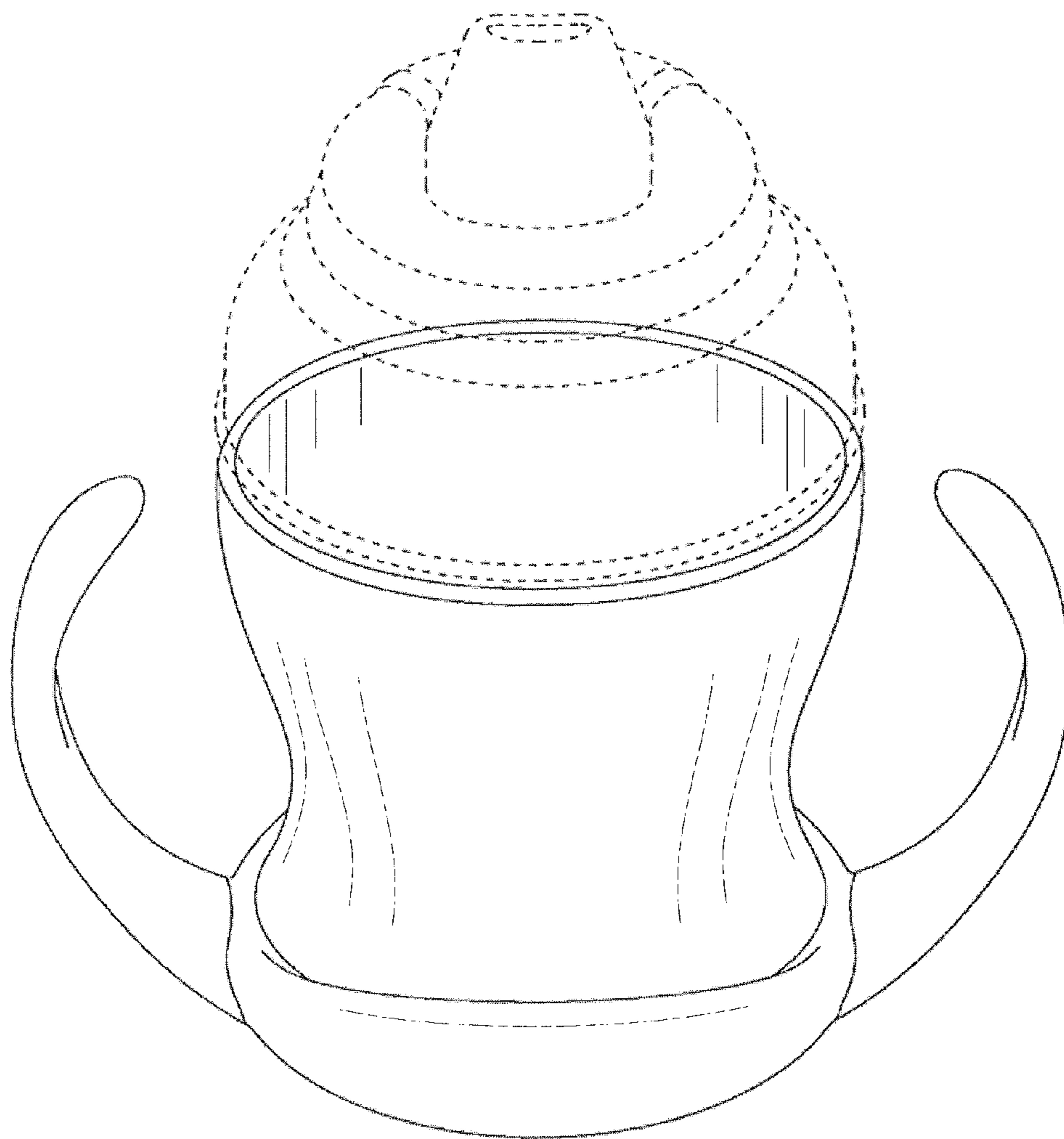


FIG. 1

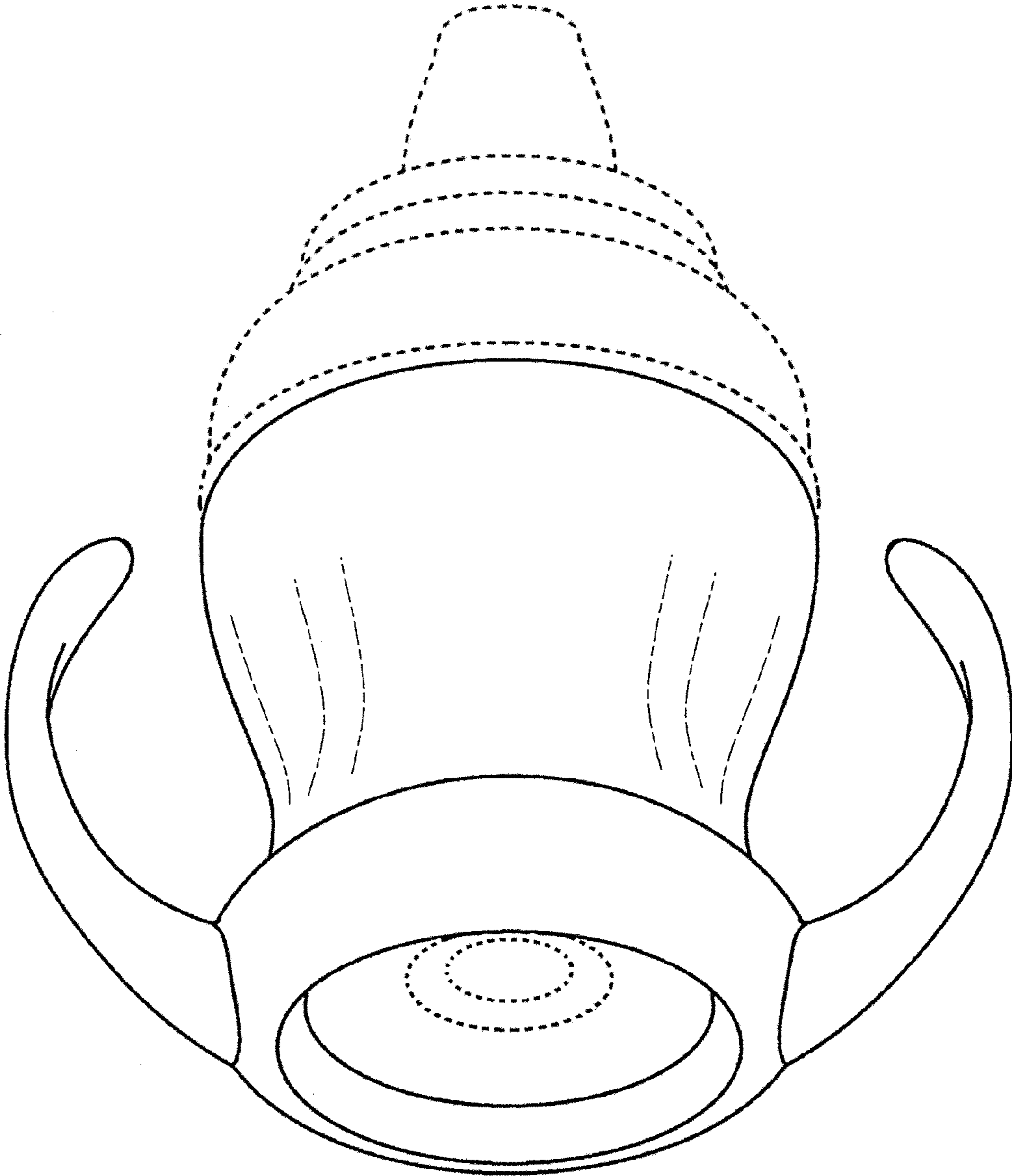


FIG. 2

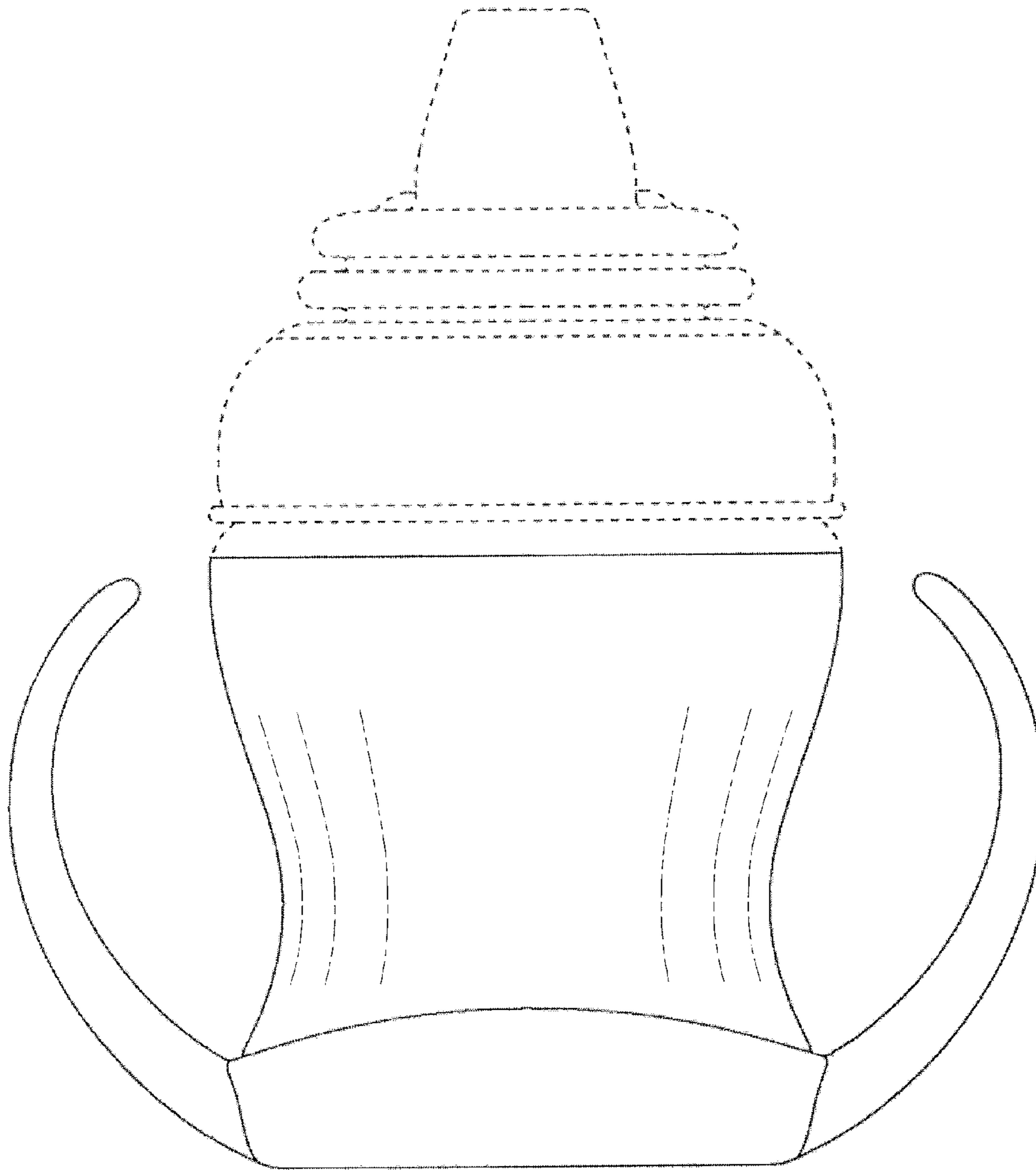


FIG. 3

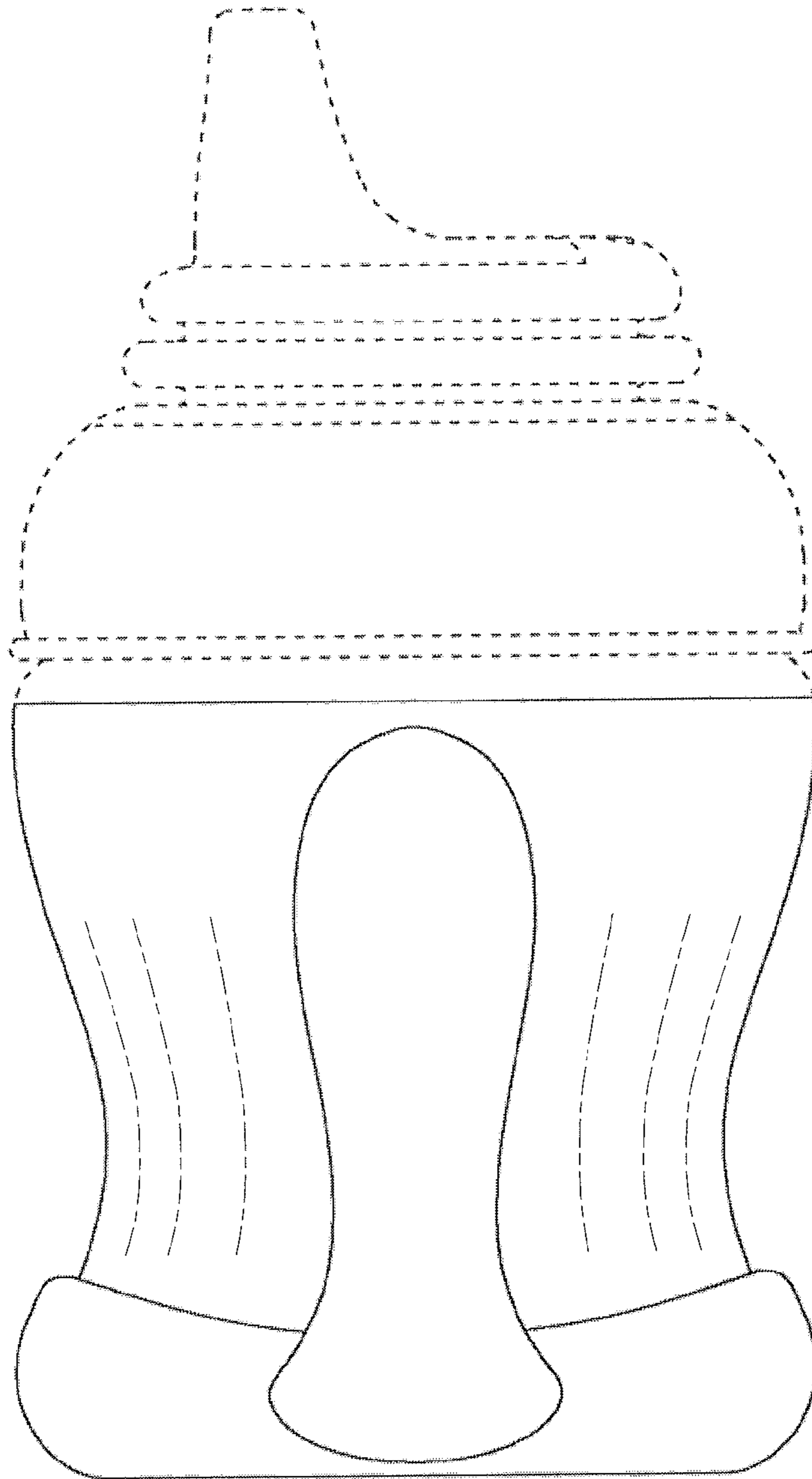


FIG. 4

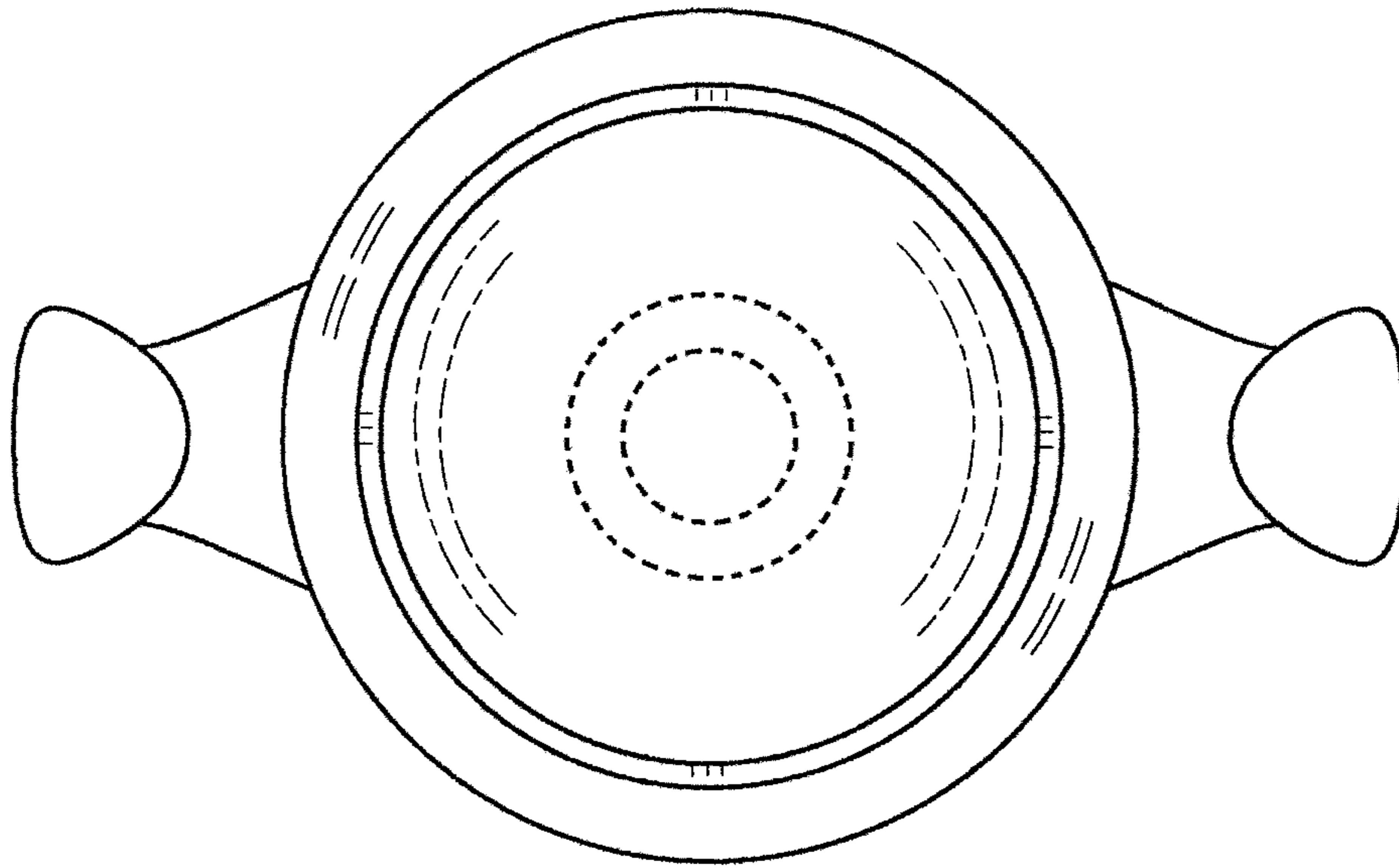


FIG. 5

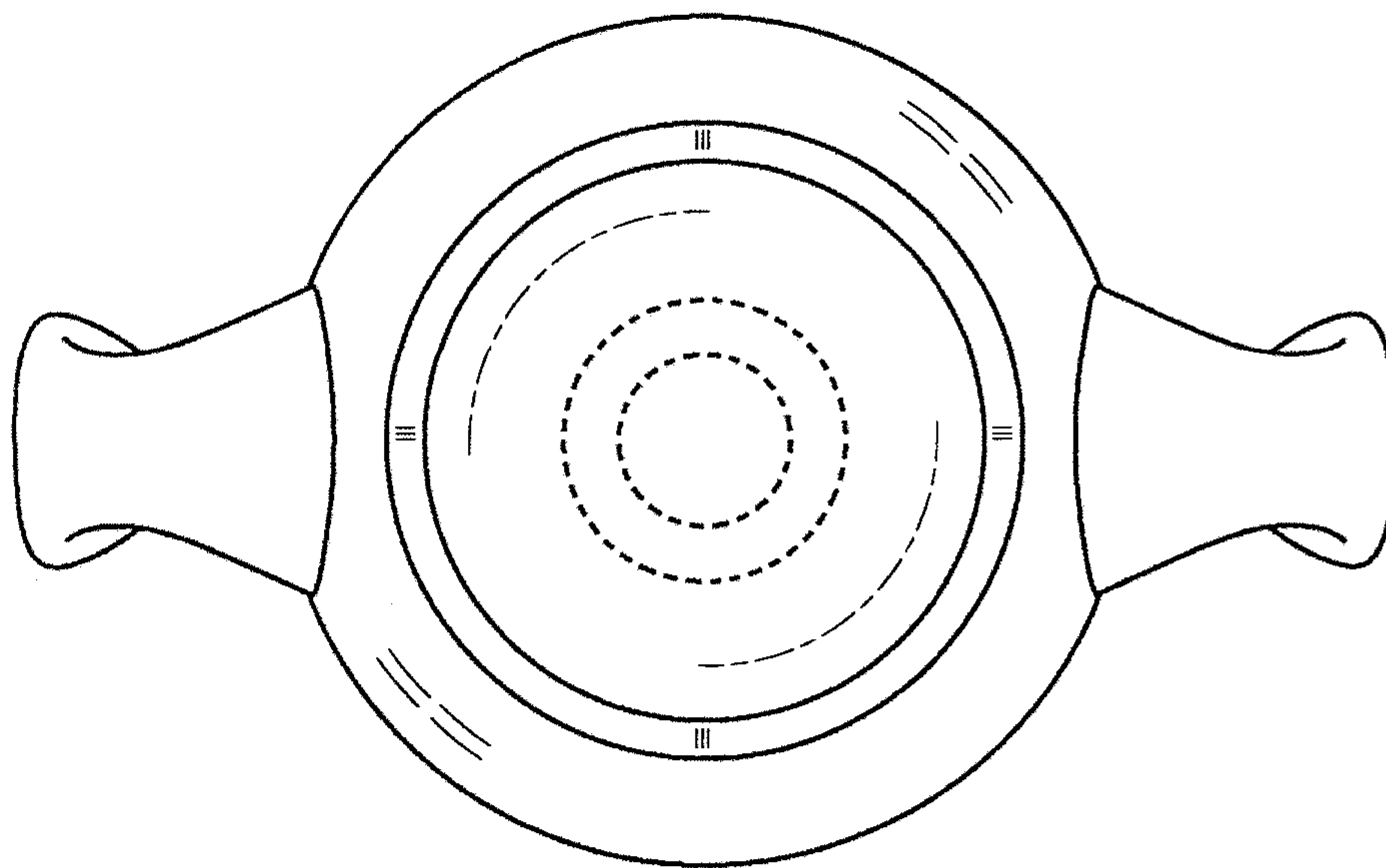


FIG. 6