



US00D731848S

(12) **United States Design Patent**
Arregui Letamendi

(10) **Patent No.:** **US D731,848 S**
(45) **Date of Patent:** **** Jun. 16, 2015**

- (54) **RICE AND GRAIN COOKER**
- (71) Applicant: **LEKUE, S.L.**, La Llagosta (Barcelona (ES))
- (72) Inventor: **Jokin Arregui Letamendi**, La Llagosta (ES)
- (73) Assignee: **Lékué, S.L.** (ES)
- (**) Term: **14 Years**
- (21) Appl. No.: **29/460,786**
- (22) Filed: **Jul. 15, 2013**
- (51) **LOC (10) Cl.** **07-02**
- (52) **U.S. Cl.**
USPC **D7/354**
- (58) **Field of Classification Search**
USPC D7/323, 354–363, 387, 391, 393–396, D7/584; D9/424, 425, 429; 99/324, 331, 99/339–340, 403, 425–426, 444–445; 126/373.1, 383.1–384.1, 390.1; 219/438–439, 620–622, 682, 731; 220/573.1–573.5, 752–753, 755–759, 220/912; 222/465.1, 470, 475.1
CPC A47G 19/12; A47J 27/00; A47J 27/002; A47J 27/04; A47J 27/08; A47J 27/088; A47J 27/21; A47J 27/58; A47J 36/025; A47J 36/06; A47J 36/12; A47J 37/00; A47J 37/10; A47J 37/101; A47J 37/103; A47J 37/12; A47J 37/1204; A47J 45/061; A47J 45/071; A47J 45/08; H05B 6/12
See application file for complete search history.

5,310,981 A * 5/1994 Sarnoff et al. 219/731
 D362,993 S * 10/1995 Sarnoff et al. D7/360
 D381,553 S * 7/1997 Candianides D7/356

(Continued)

Primary Examiner — Ricky Pham
 (74) *Attorney, Agent, or Firm* — Hess Patent Law Firm LLC; Robert J. Hess

(57) **CLAIM**
 An ornamental design for a rice & grain cooker, as shown and described.

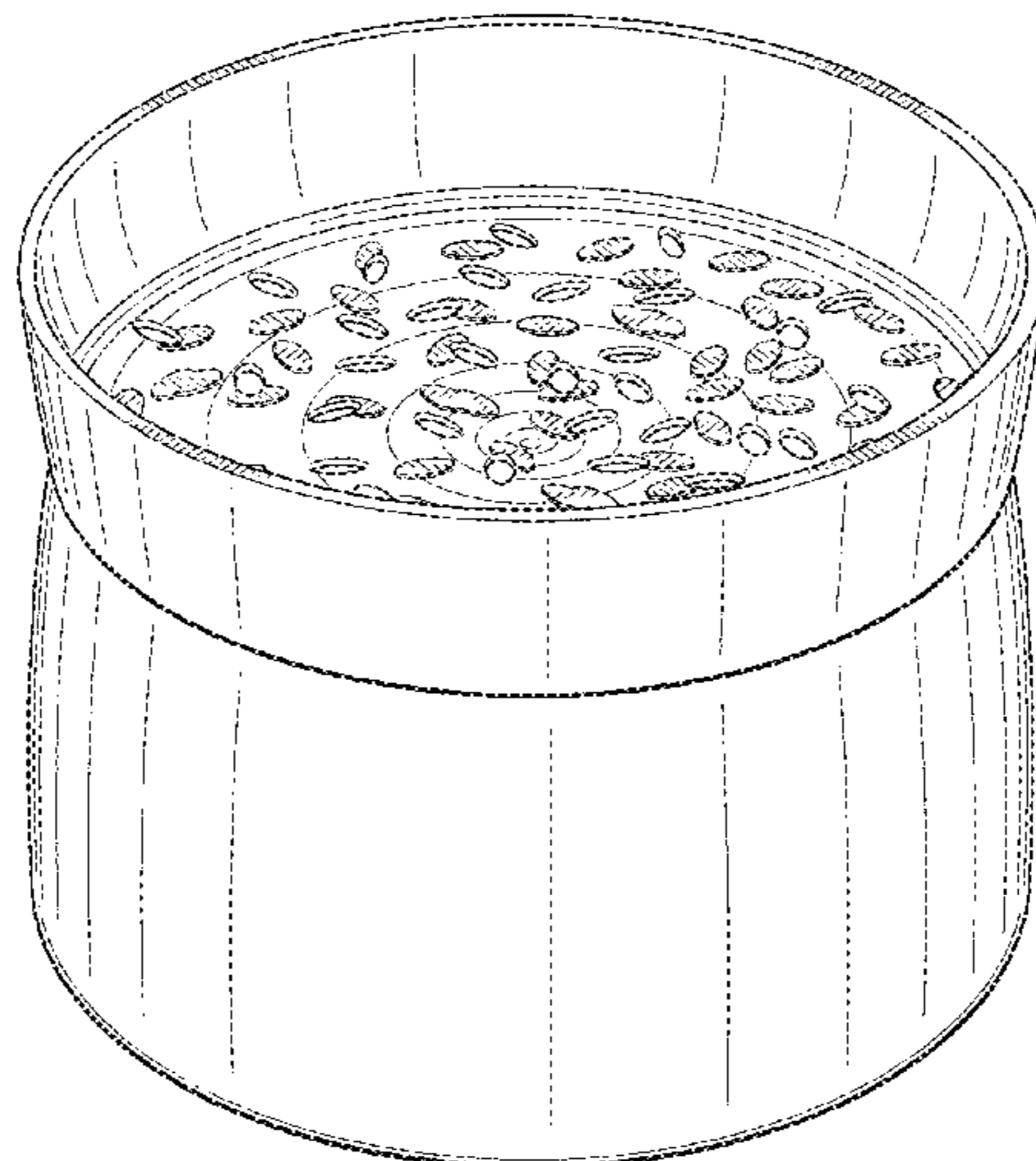
DESCRIPTION

FIG. 1 is an isometric view of a rice & grain cooker in an operative position showing my new design with a basket fitted on a base;
 FIG. 2 is an exploded isometric view of the rice & grain cooker in an open position thereof with the basket off the base;
 FIG. 3 is a top plan view of the rice & grain cooker in the operative position of FIG. 1 thereof showing a topside of the basket with an aperture pattern, which aperture pattern is symmetric to a corresponding aperture pattern in the underside of the basket;
 FIG. 4 is a bottom plan view of the rice & grain cooker in the operative position of FIG. 1 thereof;
 FIG. 5 is a front elevation view of the rice & grain cooker in the operative position of FIG. 1 with the rear elevation view being symmetric to a front plan view thereof; and,
 FIG. 6 is a diametrical cross-sectional view of the rice & grain cooker in the operative position of FIG. 1 thereof that is taken midway widthwise across section lines 6-6 of FIG. 5.
 The underside of the basket is flat and normally hidden from view in the operative position of FIG. 1. An entirety of a topside of the bottom of the base is flat, plain and unornamented in the manner partially shown in FIG. 2. The base has a wall that is plain and unornamented and cylindrical along its entirety in the manner partially shown in FIG. 2.

1 Claim, 6 Drawing Sheets

(56) **References Cited**
 U.S. PATENT DOCUMENTS

- D141,818 S * 7/1945 Kendall D7/358
- D256,310 S * 8/1980 Daenen D7/584
- D338,132 S * 8/1993 Chang D7/356



US D731,848 S

Page 2

(56)

References Cited

U.S. PATENT DOCUMENTS

D453,094 S * 1/2002 Maggard et al. D7/584
D547,602 S * 7/2007 Yamasaki et al. D7/387
D666,866 S * 9/2012 Lion et al. D7/357

D689,730 S * 9/2013 Goto et al. D7/354
8,772,685 B2 * 7/2014 Backaert et al. 219/682
D710,686 S * 8/2014 Gowens D9/429
D711,677 S * 8/2014 McPherson D7/354

* cited by examiner

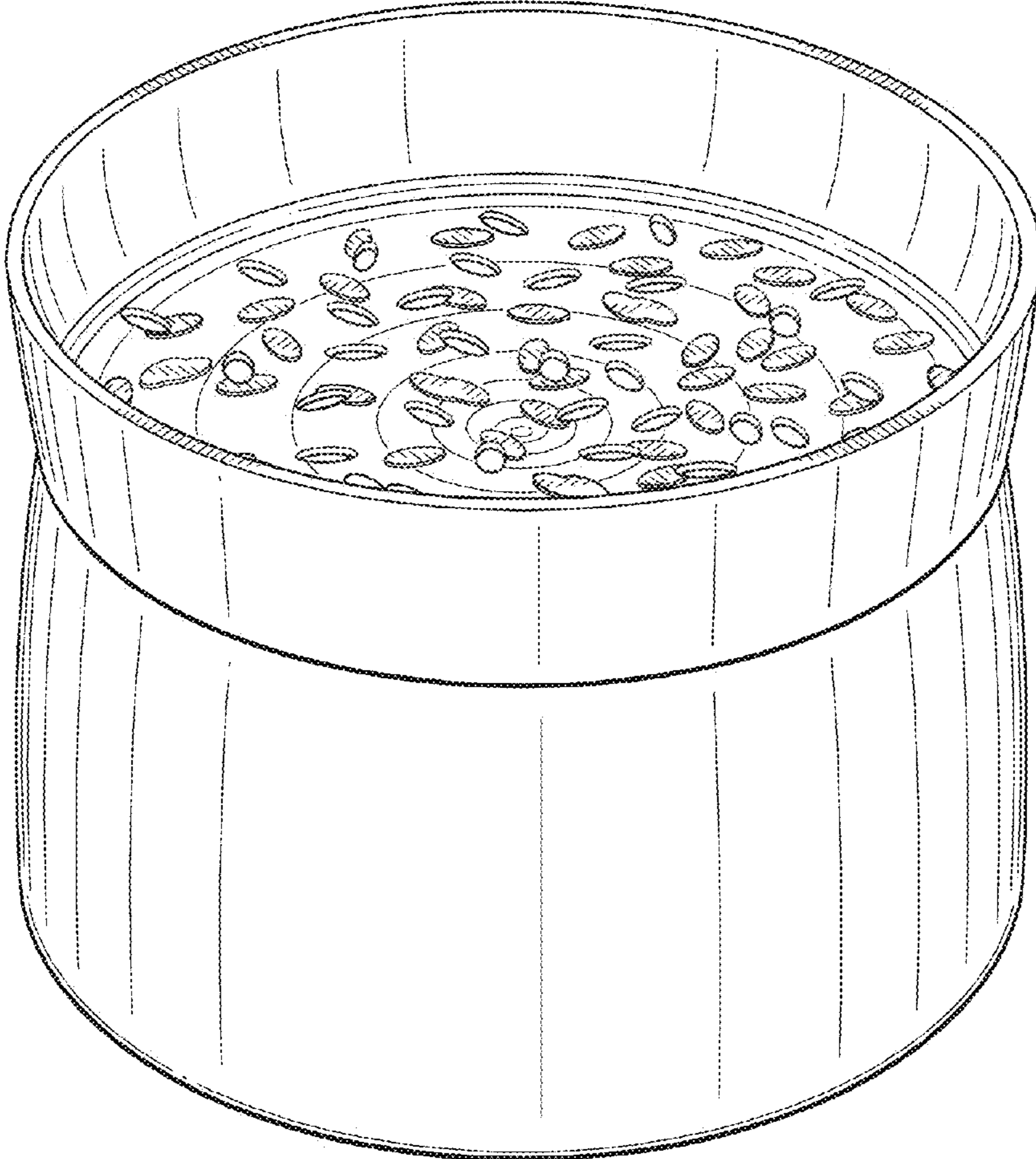



Fig. 1

Fig. 2



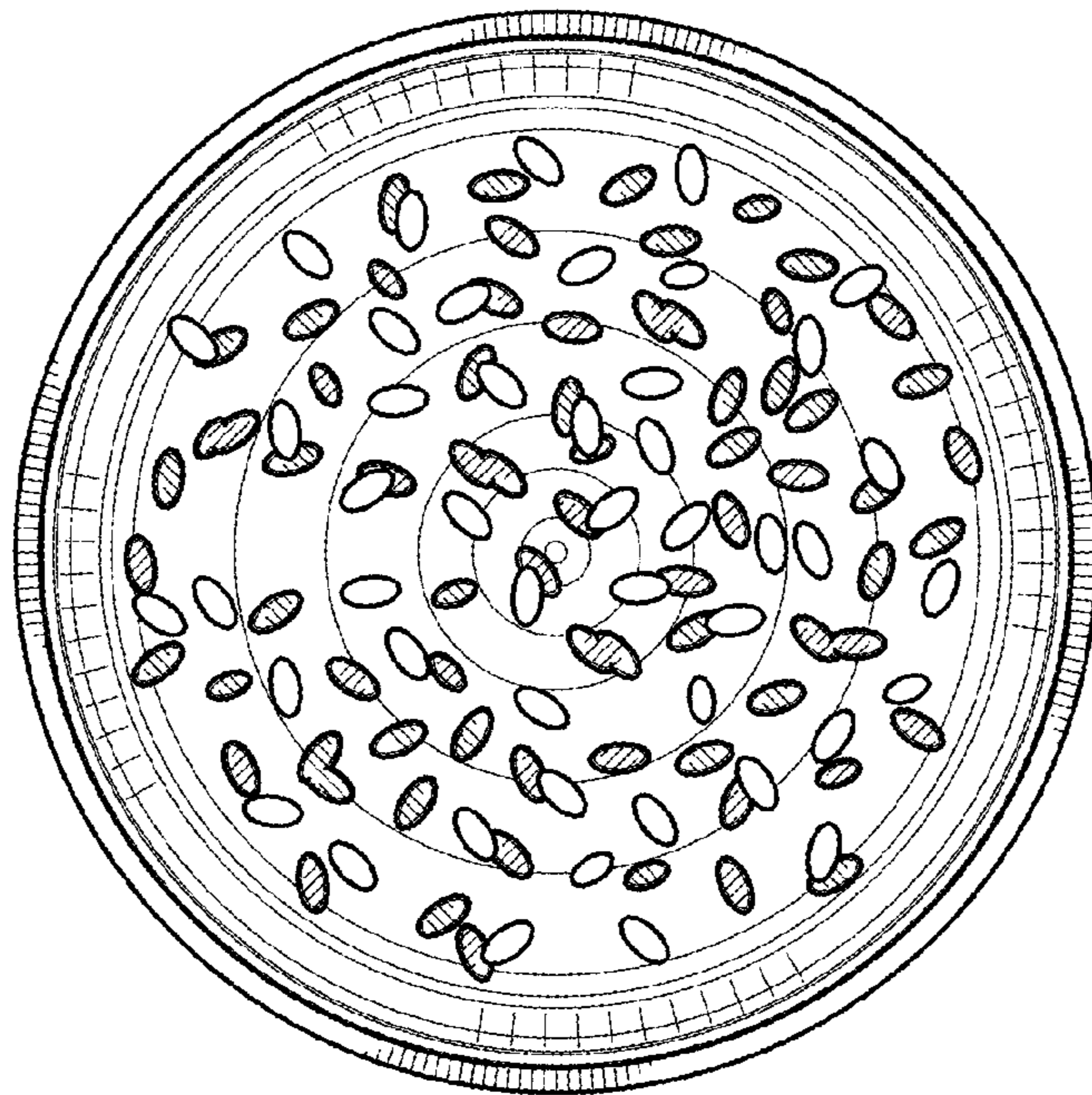


Fig.3

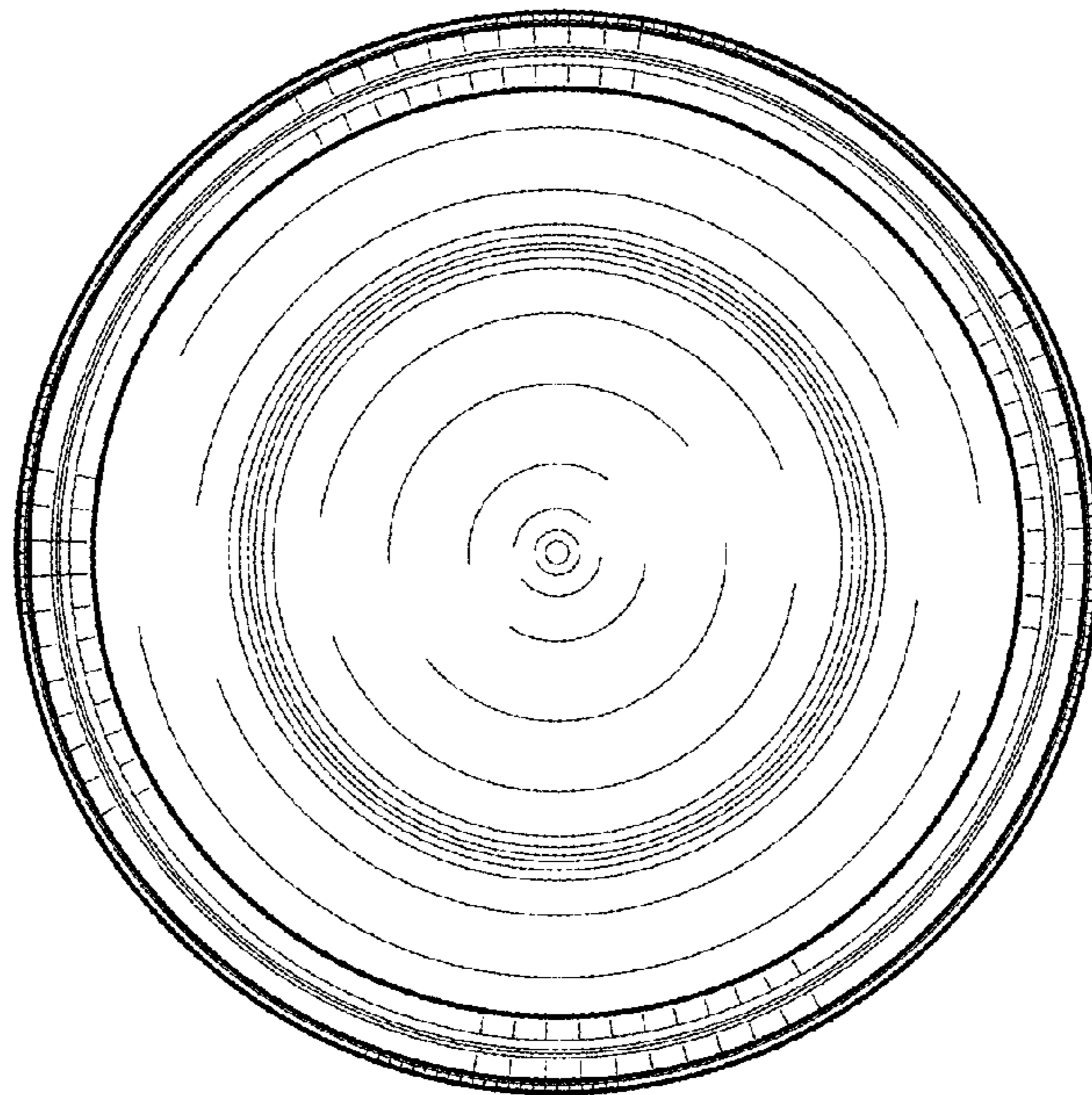


Fig. 4

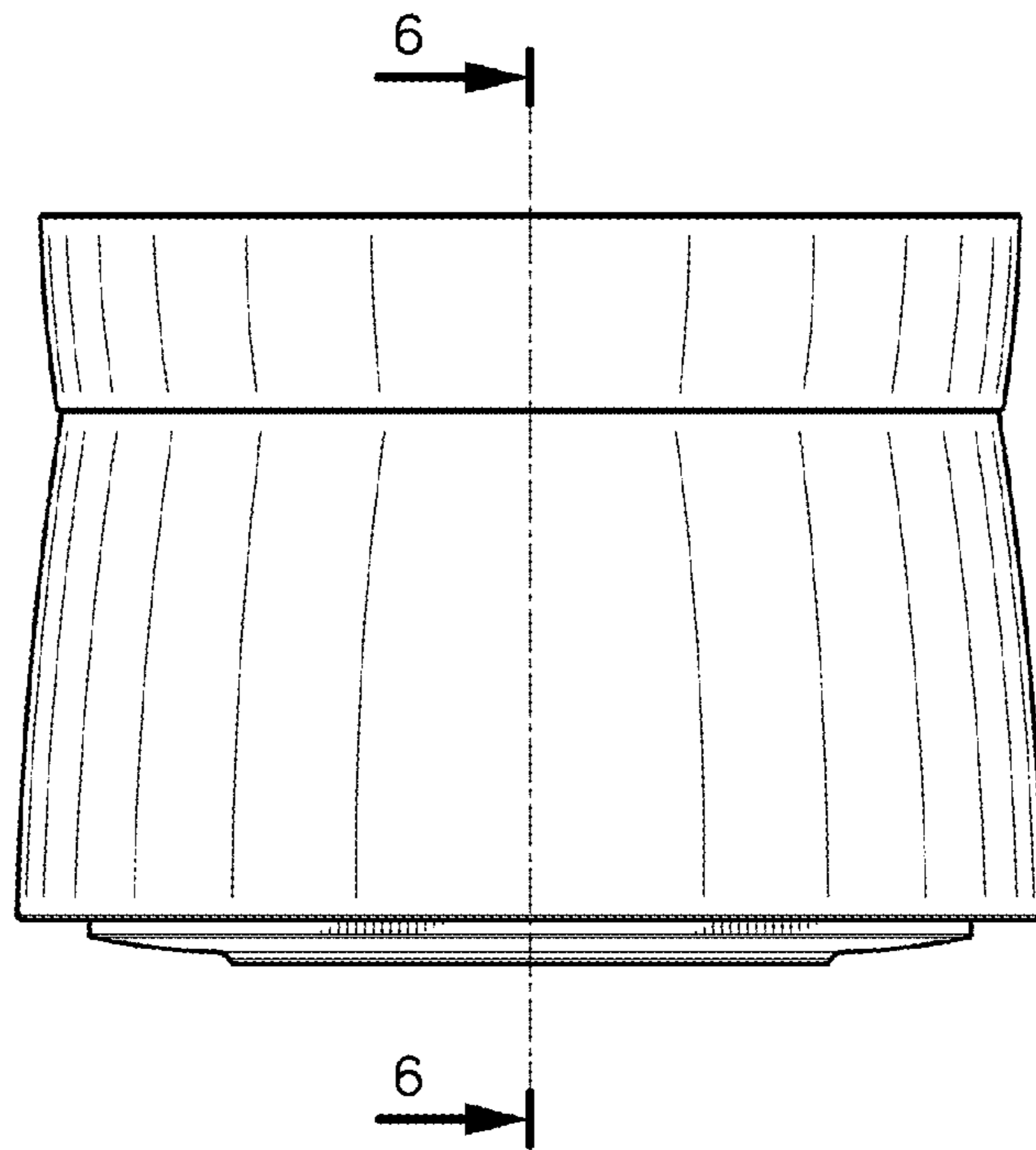


Fig.5

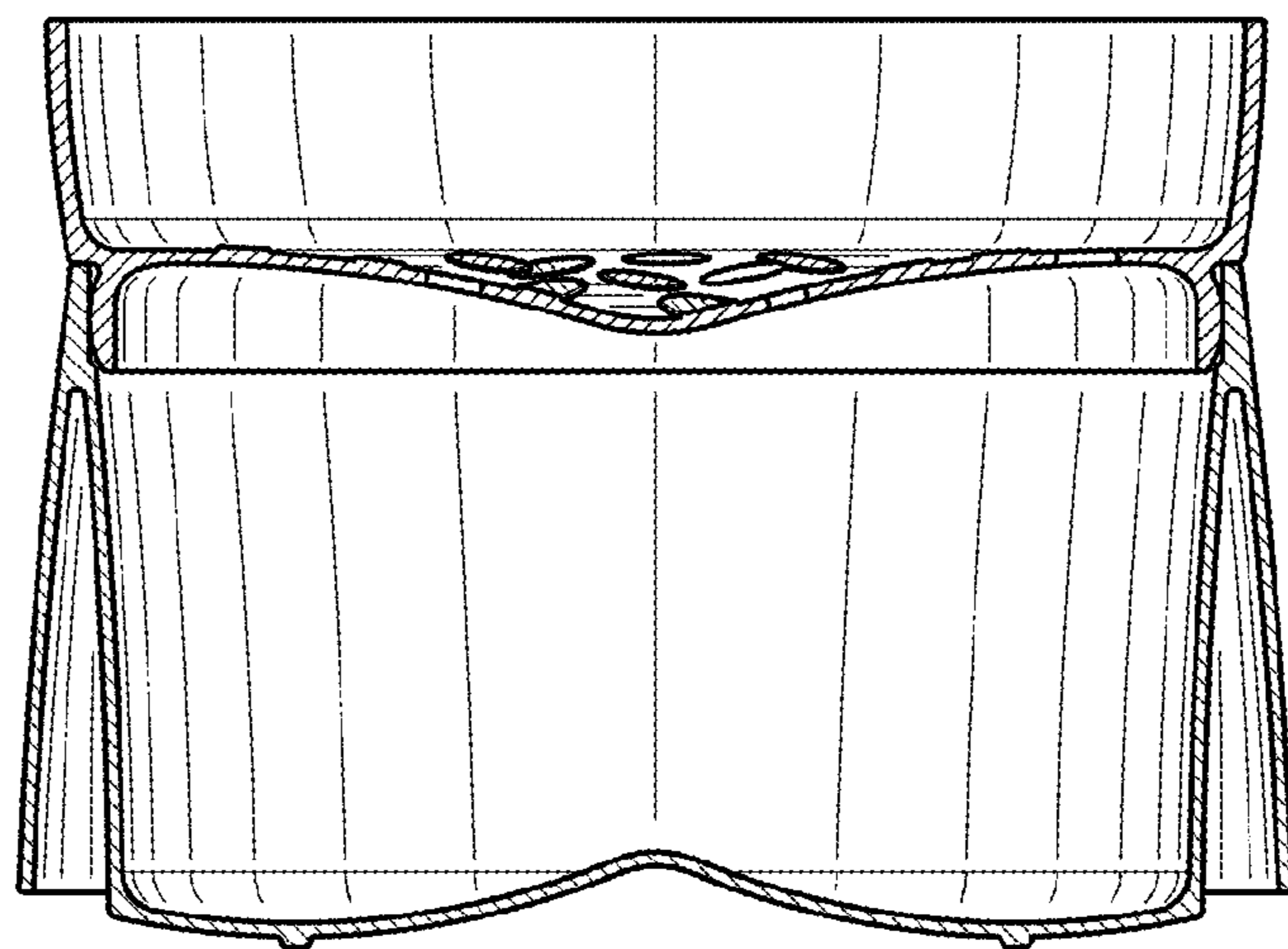


Fig. 6