



US00D731845S

(12) **United States Design Patent**
Kim et al.

(10) **Patent No.:** **US D731,845 S**
(45) **Date of Patent:** **** Jun. 16, 2015**

(54) **GAS OVEN RANGE**
(71) Applicant: **LG ELECTRONICS INC.**, Seoul (KR)
(72) Inventors: **Soo Yeon Kim**, Seoul (KR); **Song Yi Han**, Seoul (KR); **Hong Sik Kwon**, Seoul (KR); **Seon Il Yu**, Seoul (KR)
(73) Assignee: **LG ELECTRONICS INC.**, Seoul (KR)
(**) Term: **14 Years**
(21) Appl. No.: **29/472,134**

D477,177 S * 7/2003 Jeong D7/340
6,712,066 B1 * 3/2004 Atkinson et al. 126/214 R
D530,972 S * 10/2006 Park D7/340
D560,955 S * 2/2008 Shin et al. D7/340
D610,863 S * 3/2010 Kim et al. D7/340
D617,133 S * 6/2010 Grey et al. D7/340
7,766,005 B2 * 8/2010 Lee et al. 126/39 J
7,878,189 B2 * 2/2011 Lee et al. 126/299 D
D653,900 S * 2/2012 Kim et al. D7/340
D655,128 S * 3/2012 Kim et al. D7/340
D685,602 S * 7/2013 Lee D7/340
D697,358 S * 1/2014 Kim et al. D7/340
D710,644 S * 8/2014 Kim et al. D7/340

* cited by examiner

(22) Filed: **Nov. 8, 2013**

Primary Examiner — Martie K Holtje

(30) **Foreign Application Priority Data**

(74) *Attorney, Agent, or Firm* — Birch, Stewart, Kolasch & Birch, LLP

May 10, 2013 (KR) 30-2013-0024799

(51) **LOC (10) Cl.** **07-02**

(52) **U.S. Cl.**
USPC **D7/340; D7/346; D7/348**

(58) **Field of Classification Search**
USPC D7/323, 339, 340, 341, 342, 346, 347, D7/348, 349, 402-409; 126/1 R, 19 R, 39 R, 126/39 J, 41 R, 211, 273 R, 198, 152 R, 126/214 R, 21 R, 299 C, 299 D; 219/446.1, 219/538, 552
CPC F24C 7/08; F24C 7/082; F24C 15/10; F24C 15/12; F24C 15/2007; F24C 3/124
See application file for complete search history.

(57) **CLAIM**
We claim the ornamental design for a gas oven range, as shown and described.

DESCRIPTION

FIG. 1 is a perspective view of a gas oven range showing the new design;
FIG. 2 is a front elevation view thereof;
FIG. 3 is a rear elevation view thereof;
FIG. 4 is a left-side elevation view thereof;
FIG. 5 is a right-side elevation view thereof;
FIG. 6 is a top plan view thereof; and,
FIG. 7 is a bottom plan view thereof.
The structural features depicted by broken lines in the drawings have been shown for the purpose of illustrating portions of the claimed gas oven range that form no part of the claimed design.

(56) **References Cited**
U.S. PATENT DOCUMENTS

4,869,231 A * 9/1989 Rice et al. 126/214 R
5,158,065 A * 10/1992 Lee et al. 126/21 R

1 Claim, 7 Drawing Sheets

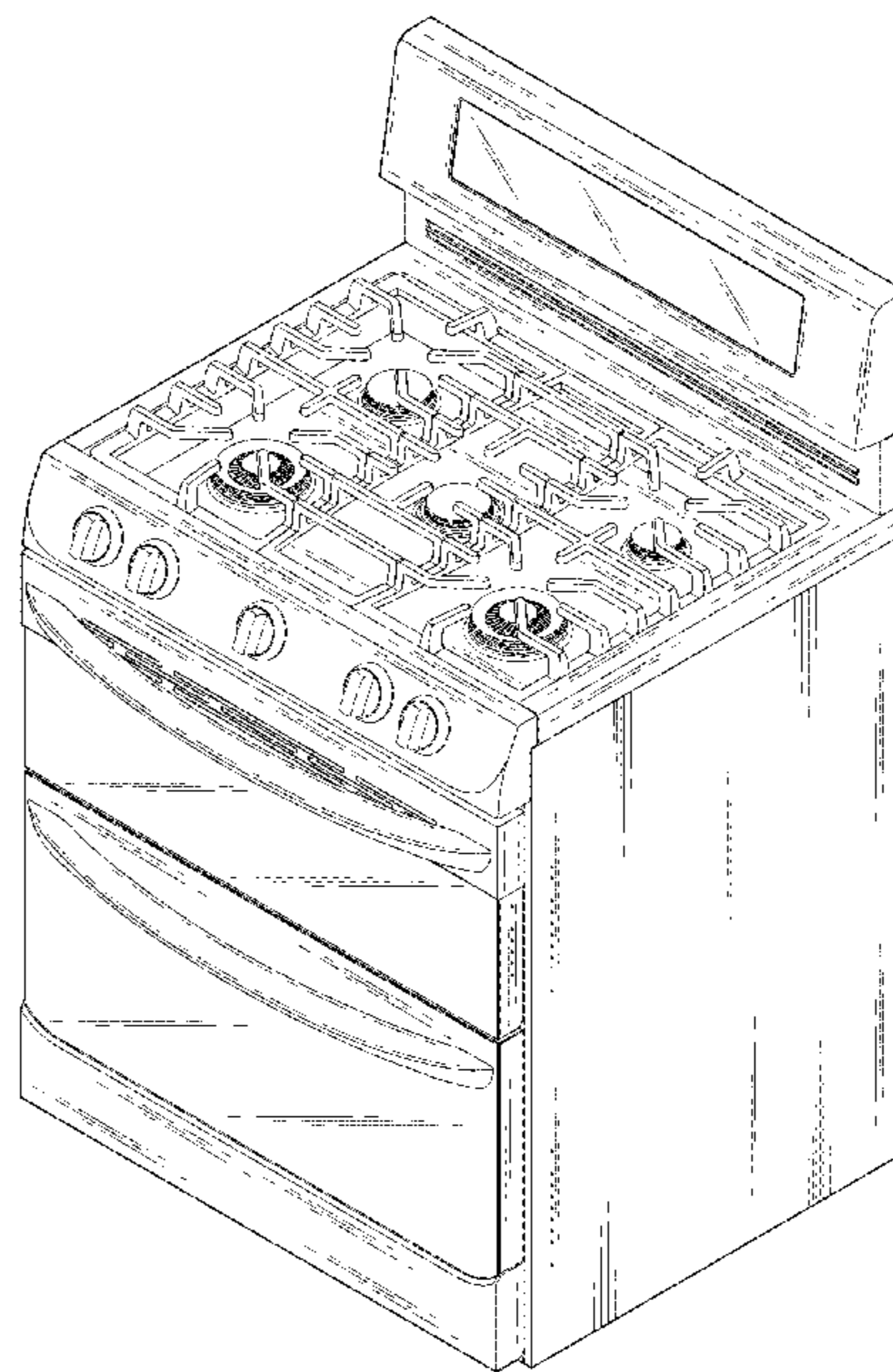


FIG. 1

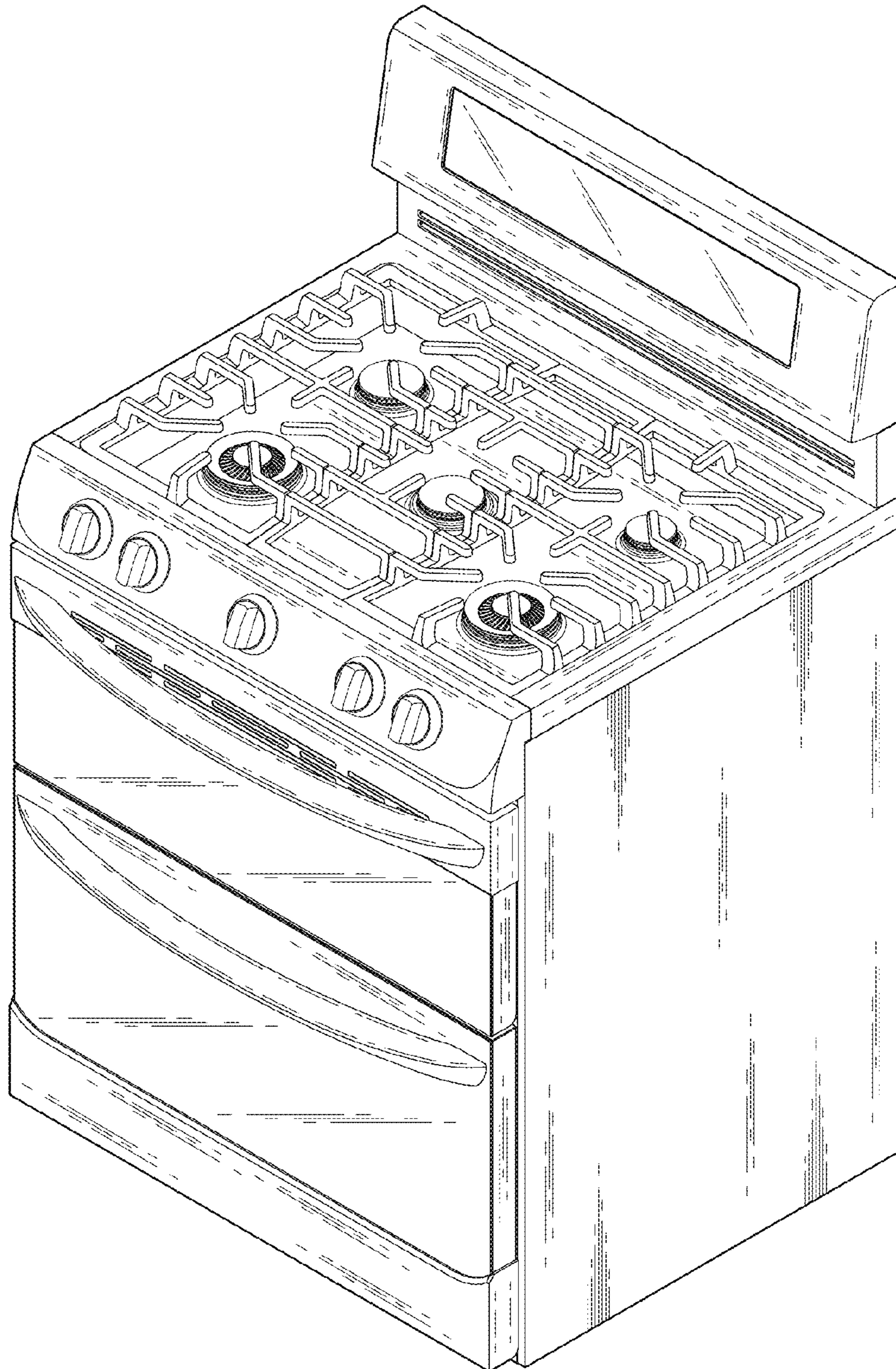


FIG. 2

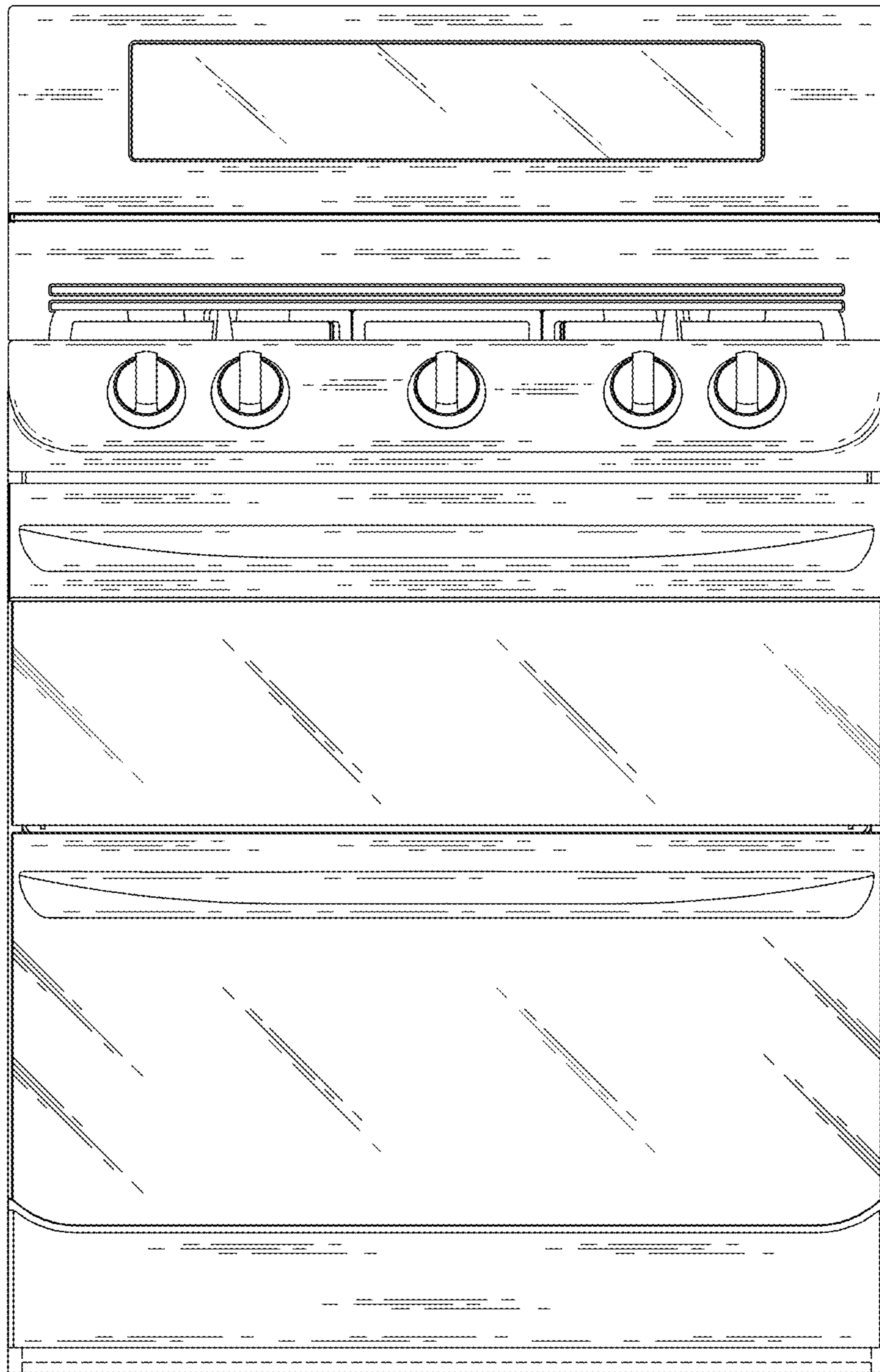


FIG. 3




FIG. 4

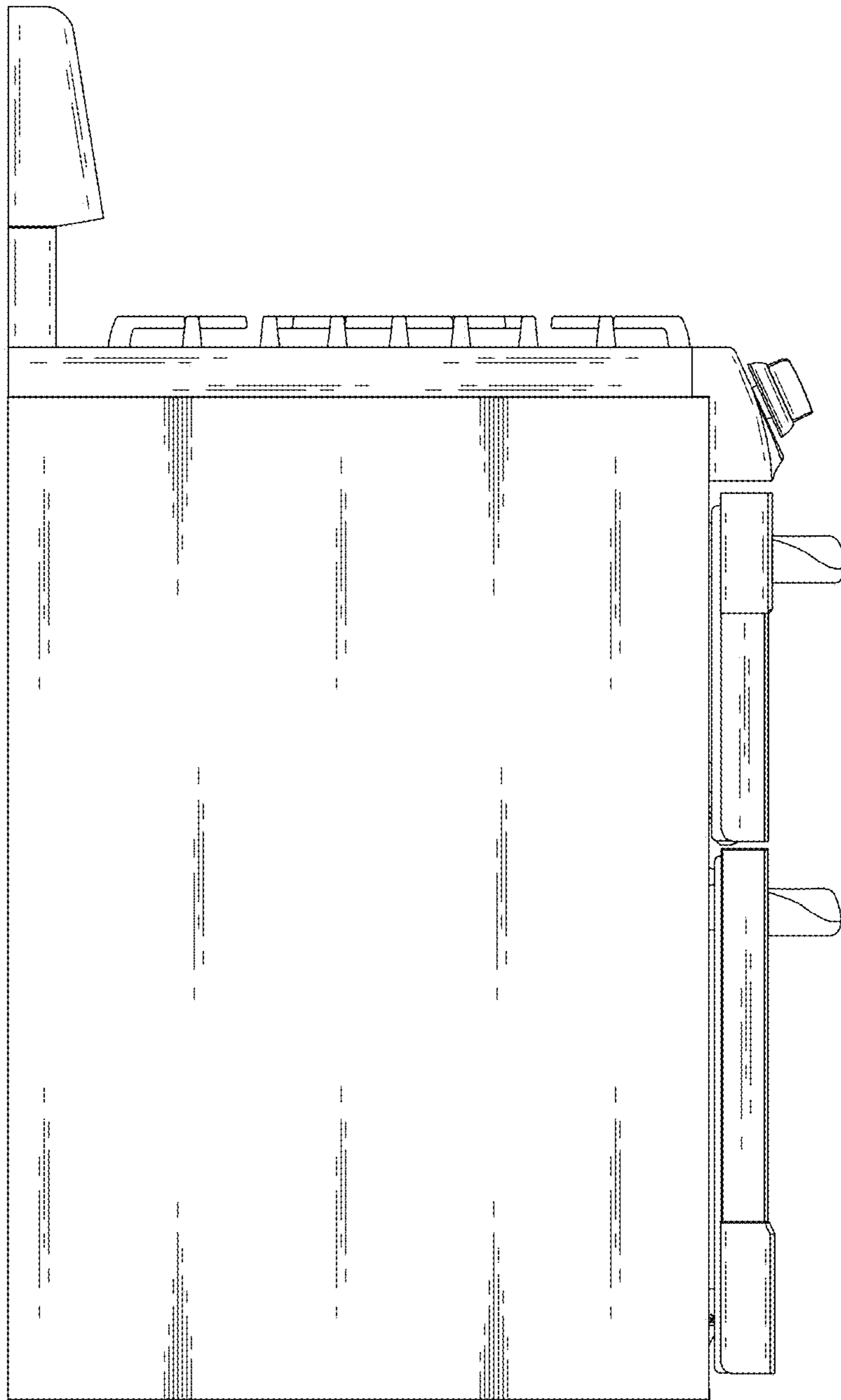


FIG. 5

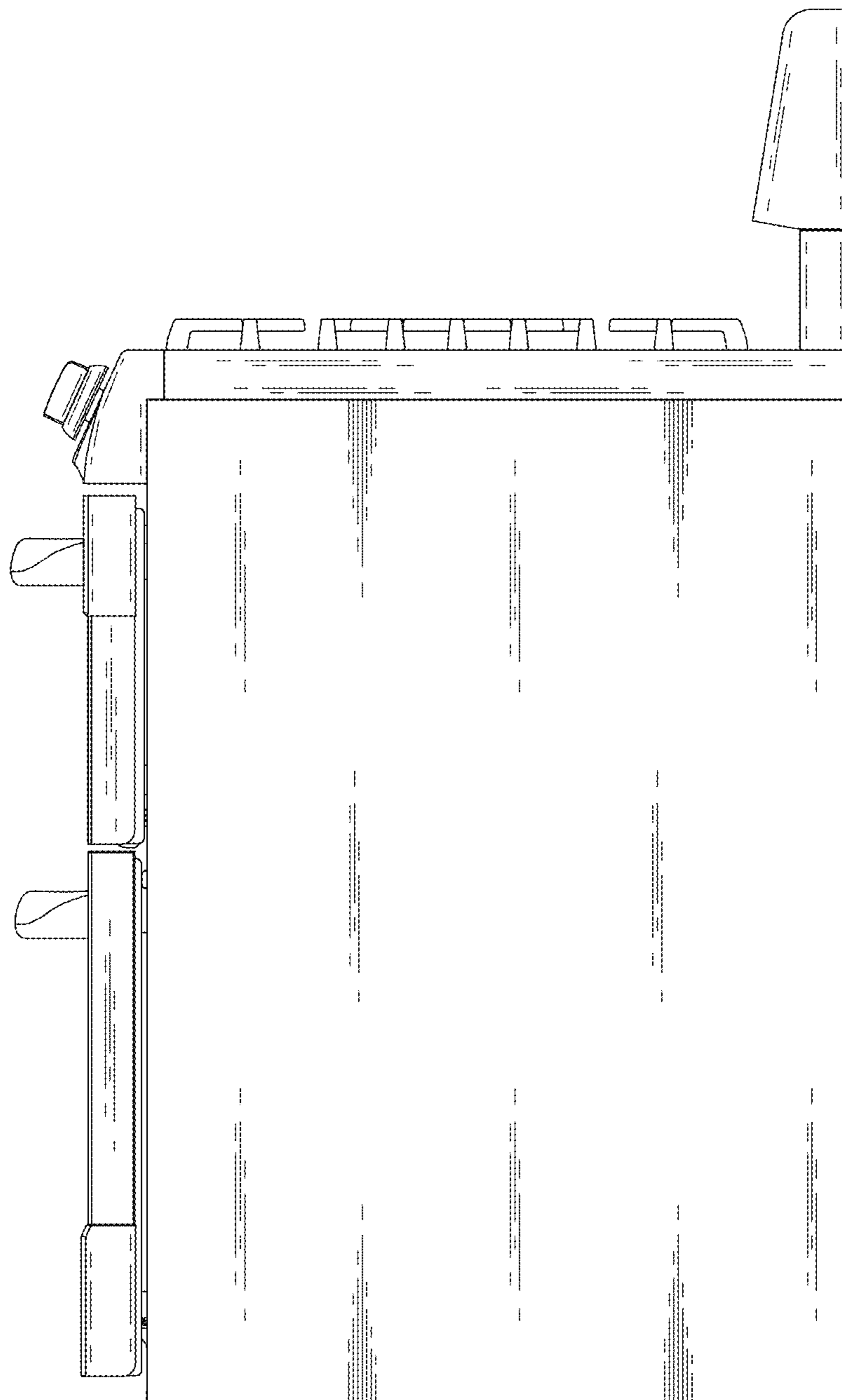


FIG. 6




FIG. 7

