



US00D731839S

(12) **United States Design Patent**
Tomasson et al.

(10) **Patent No.:** **US D731,839 S**
(45) **Date of Patent:** **** Jun. 16, 2015**

- (54) **BEVERAGE DISPENSER**
- (71) Applicant: **The Coca-Cola Company**, Atlanta, GA (US)
- (72) Inventors: **Kris Tomasson**, Atlanta, GA (US); **Jae Ho Cha**, Woodstock, GA (US); **Simon Alan Daniel**, London (GB); **Christopher Michael Weston**, London (GB); **Robert Christopher Young**, London (GB); **Siriphong Roongruengvuthikul**, London (GB)
- (73) Assignee: **THE COCA-COLA COMPANY**, Atlanta, GA (US)
- (**) Term: **14 Years**

6,419,120 B1 *	7/2002	Bertone	222/129.4
D467,764 S *	12/2002	Harrison et al.	D7/306
D510,675 S *	10/2005	Ball	D7/306
D529,750 S *	10/2006	Baron et al.	D7/307
D553,416 S *	10/2007	Lin	D7/309
D555,968 S *	11/2007	Pfeifer et al.	D7/306
D595,991 S *	7/2009	Zimmerman	D7/307
D604,087 S *	11/2009	Lavy	D7/309
D608,131 S *	1/2010	Meldrum et al.	D7/307
D649,393 S *	11/2011	Cohlma et al.	D7/308
D681,385 S *	5/2013	Ring et al.	D7/306
D696,350 S *	12/2013	d'Amore et al.	D20/1
D698,392 S *	1/2014	d'Amore et al.	D20/1
D701,412 S *	3/2014	Broen et al.	D7/306
D704,492 S *	5/2014	Broen et al.	D7/306
D710,643 S *	8/2014	Broen et al.	D7/306
D716,093 S *	10/2014	Jakeman et al.	D7/306
8,881,948 B1 *	11/2014	Lassota	222/129.1
D719,776 S *	12/2014	Kunz	D7/309

* cited by examiner

- (21) Appl. No.: **29/491,083**
- (22) Filed: **May 16, 2014**
- (51) **LOC (10) Cl.** **07-01**
- (52) **U.S. Cl.**
USPC **D7/306; D7/311**
- (58) **Field of Classification Search**
USPC D7/306-311, 305, 300, 313; 99/279, 99/284, 290, 280, 299, 307, 323.1; 222/23, 129.1; 62/395; D20/1
CPC A47J 31/44; B67D 1/0041; B67D 3/00
See application file for complete search history.

Primary Examiner — Marianne Pandozzi

(74) *Attorney, Agent, or Firm* — McAndrews Held & Malloy, Ltd.

(57) **CLAIM**

The ornamental design for a beverage dispenser, as shown and described.

DESCRIPTION

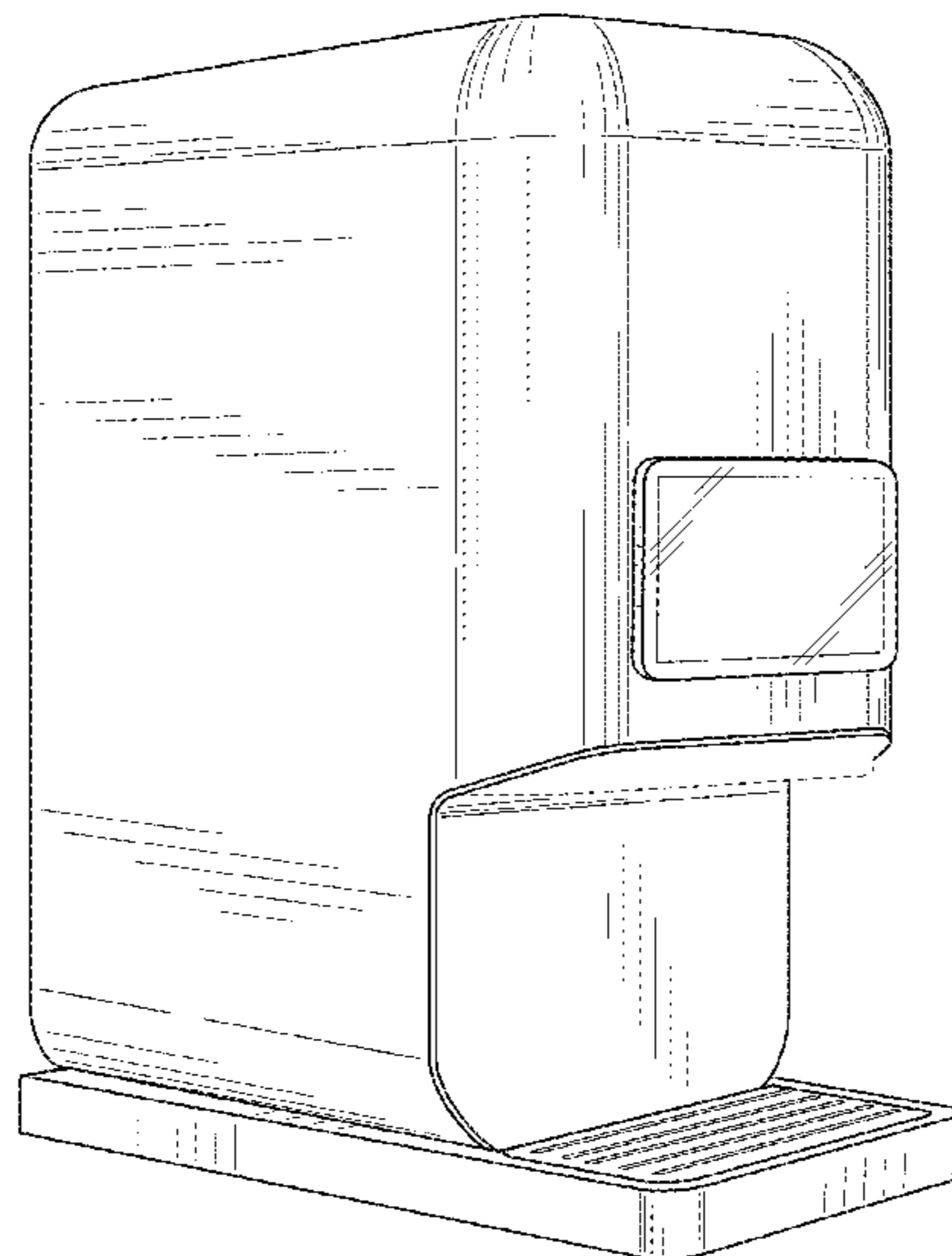
FIG. 1 is a front left perspective view of a beverage dispenser showing our new design;
 FIG. 2 is a front right perspective view thereof;
 FIG. 3 is a front elevation view thereof;
 FIG. 4 is a rear elevation view thereof;
 FIG. 5 is a left-side elevation view thereof;
 FIG. 6 is a right-side elevation view thereof;
 FIG. 7 is a top plan view thereof; and,
 FIG. 8 is a bottom plan view thereof.
 The broken lines are for environmental purposes only and form no part of the claimed design.

(56) **References Cited**

U.S. PATENT DOCUMENTS

D183,532 S *	9/1958	McCauley	D7/311
D206,519 S *	12/1966	Wolfe	D7/308
D242,084 S *	10/1976	Moreton	D7/311
D272,976 S *	3/1984	LaLumiere	D7/311
D284,925 S *	8/1986	Jacobs et al.	D7/308
D297,697 S *	9/1988	Fossella	D7/311
D359,874 S *	7/1995	Smith et al.	D7/311
D453,088 S *	1/2002	Bell et al.	D7/307

1 Claim, 5 Drawing Sheets






FIG. 1




FIG. 2

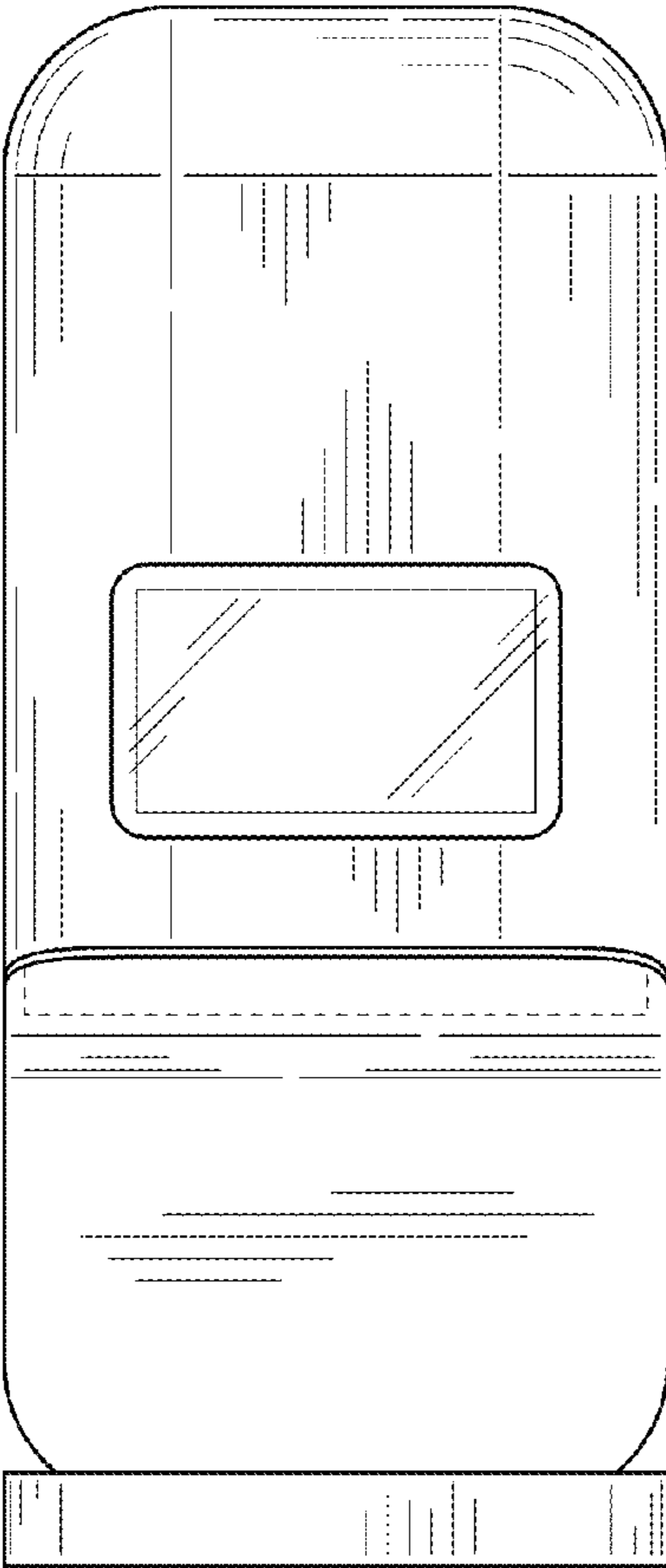


FIG. 3



FIG. 4

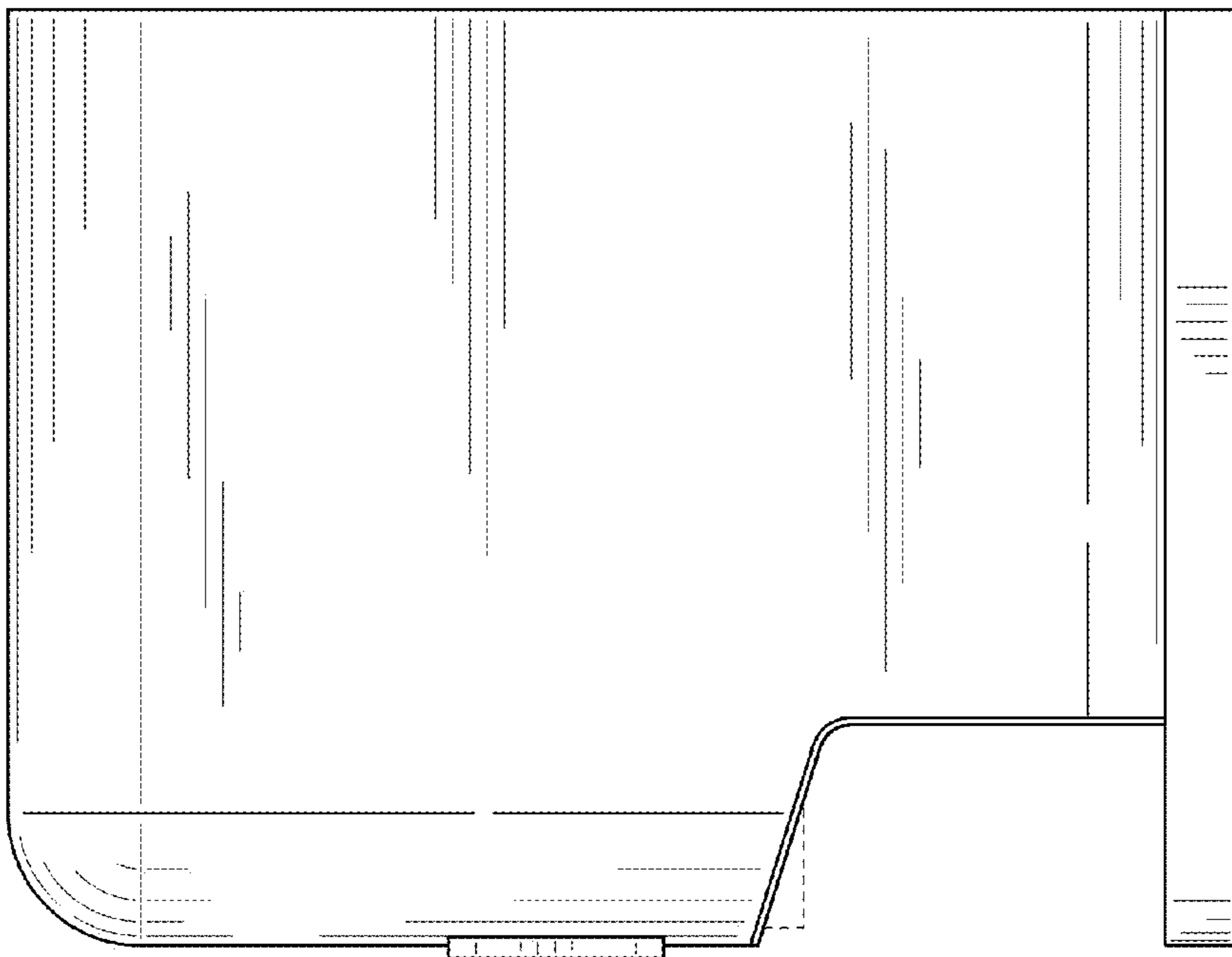


FIG. 5

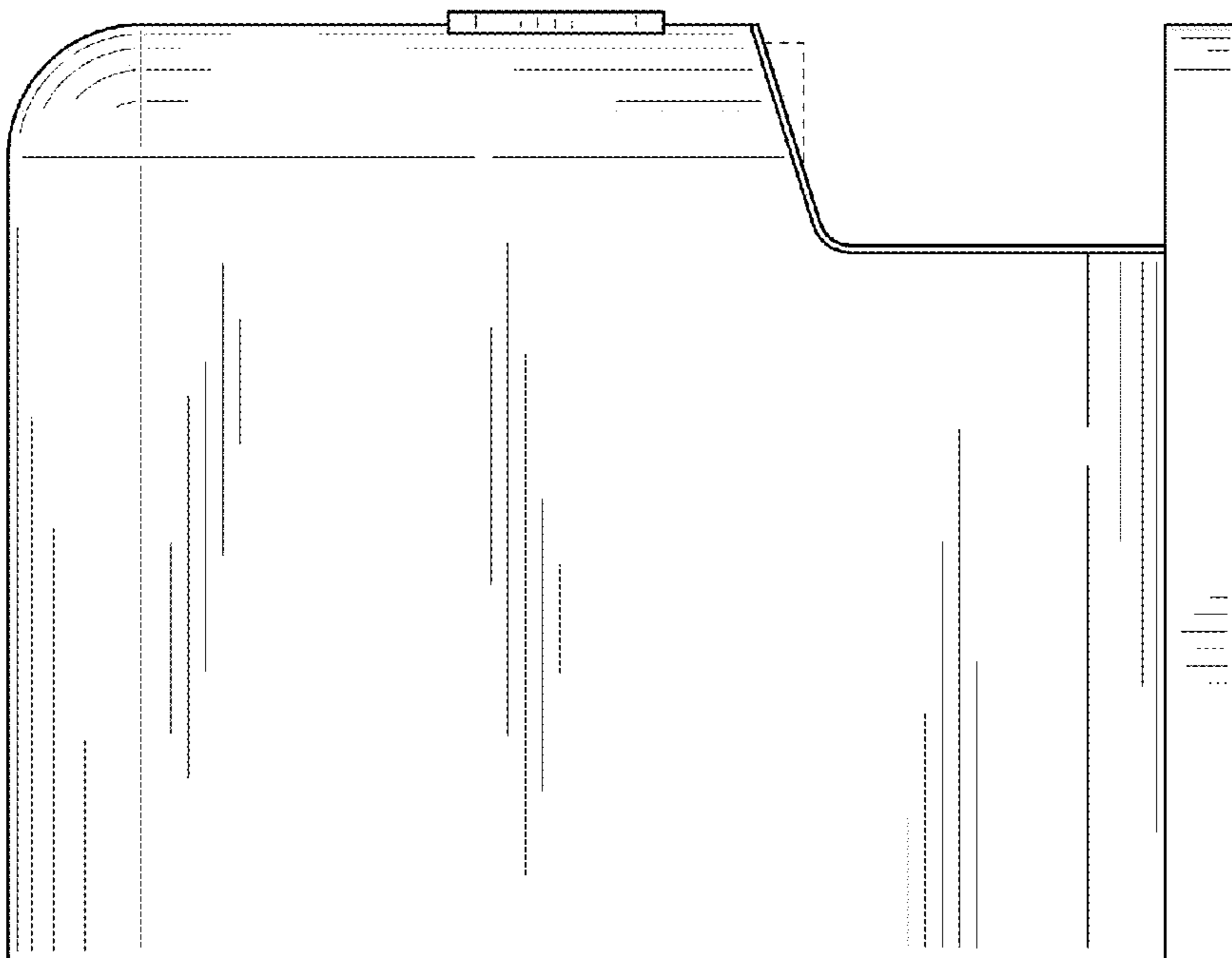


FIG. 6




FIG. 7




FIG. 8