



US00D731829S

(12) **United States Design Patent**
Lewis

(10) **Patent No.:** **US D731,829 S**
(45) **Date of Patent:** **** Jun. 16, 2015**

(54) **TABLE BASE**

(71) Applicant: **Sally Sirkin Lewis**, Beverly Hills, CA
(US)

(72) Inventor: **Sally Sirkin Lewis**, Beverly Hills, CA
(US)

(**) Term: **14 Years**

(21) Appl. No.: **29/470,196**

(22) Filed: **Oct. 18, 2013**

(51) **LOC (10) Cl.** **06-06**

(52) **U.S. Cl.**
USPC **D6/708**

(58) **Field of Classification Search**
USPC D6/690, 708, 672, 691, 692, 695;
D1/126, 128; 108/150, 153.1, 156,
108/157.1, 161; 248/188, 188.1, 188.8

See application file for complete search history.

(56) **References Cited**

U.S. PATENT DOCUMENTS

D29,311 S *	9/1898	Murray	D18/56
3,441,001 A *	4/1969	Fisher	119/709
D291,393 S *	8/1987	Livi	D6/482
D453,977 S *	2/2002	Park et al.	D30/160
D622,522 S *	8/2010	Lewis	D6/495
D644,460 S *	9/2011	Lewis	D6/495
D646,309 S *	10/2011	Kilgren	D15/126

* cited by examiner

Primary Examiner — Janice Seeger

(74) *Attorney, Agent, or Firm* — Dykema Gossett, P.L.L.C.

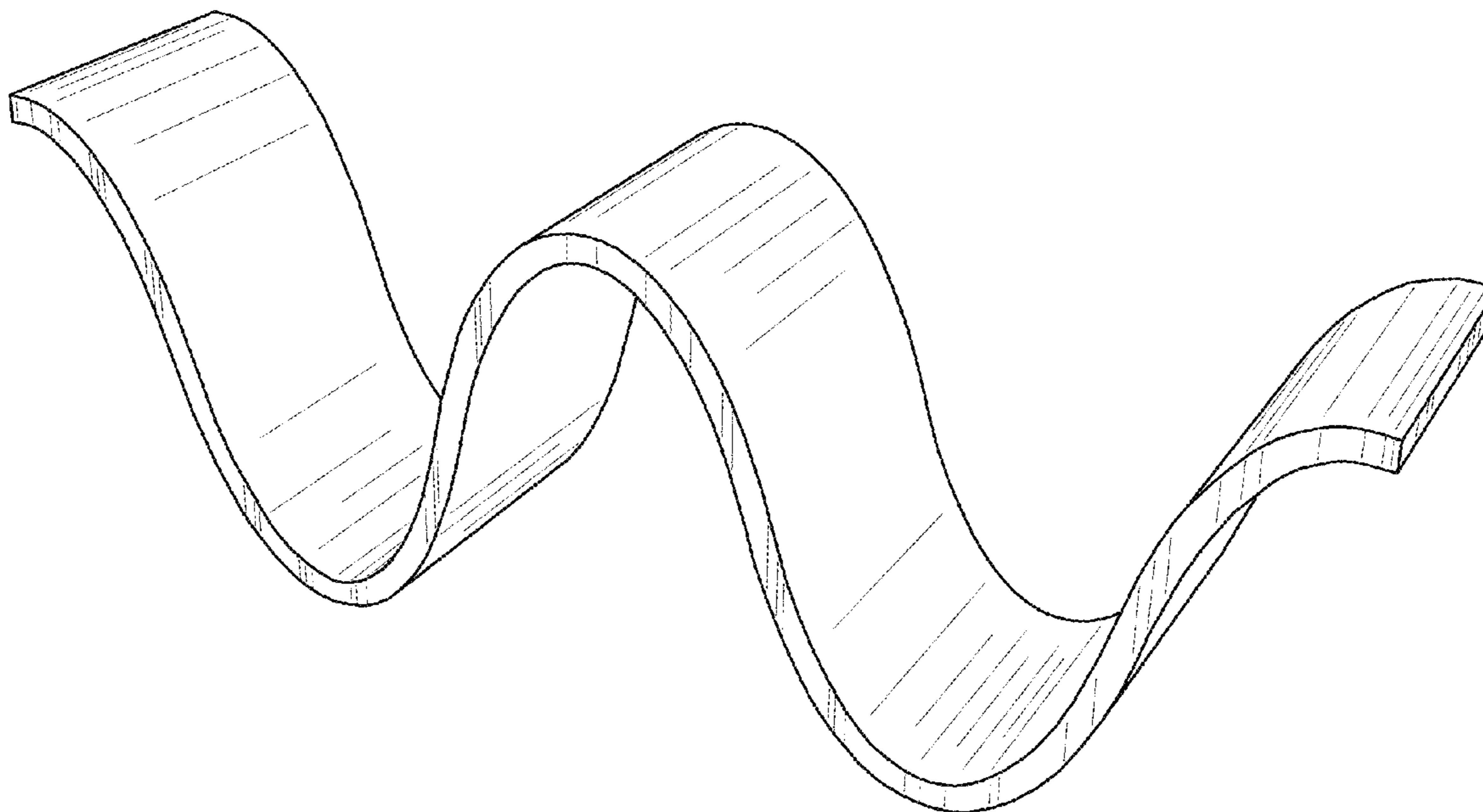
(57) **CLAIM**

The ornamental design for a table base, as shown and described.

DESCRIPTION

FIG. 1 is a perspective view of the table base of my design; FIG. 2 is a top view of the table base; FIG. 3 is a front view of the table base (the back view, being a mirror image of the front view, is not shown); FIG. 4 is right side view of the table base (the left side view, being a mirror image of the right side view, is not shown); and, FIG. 5 is a bottom view of the table base.

1 Claim, 3 Drawing Sheets



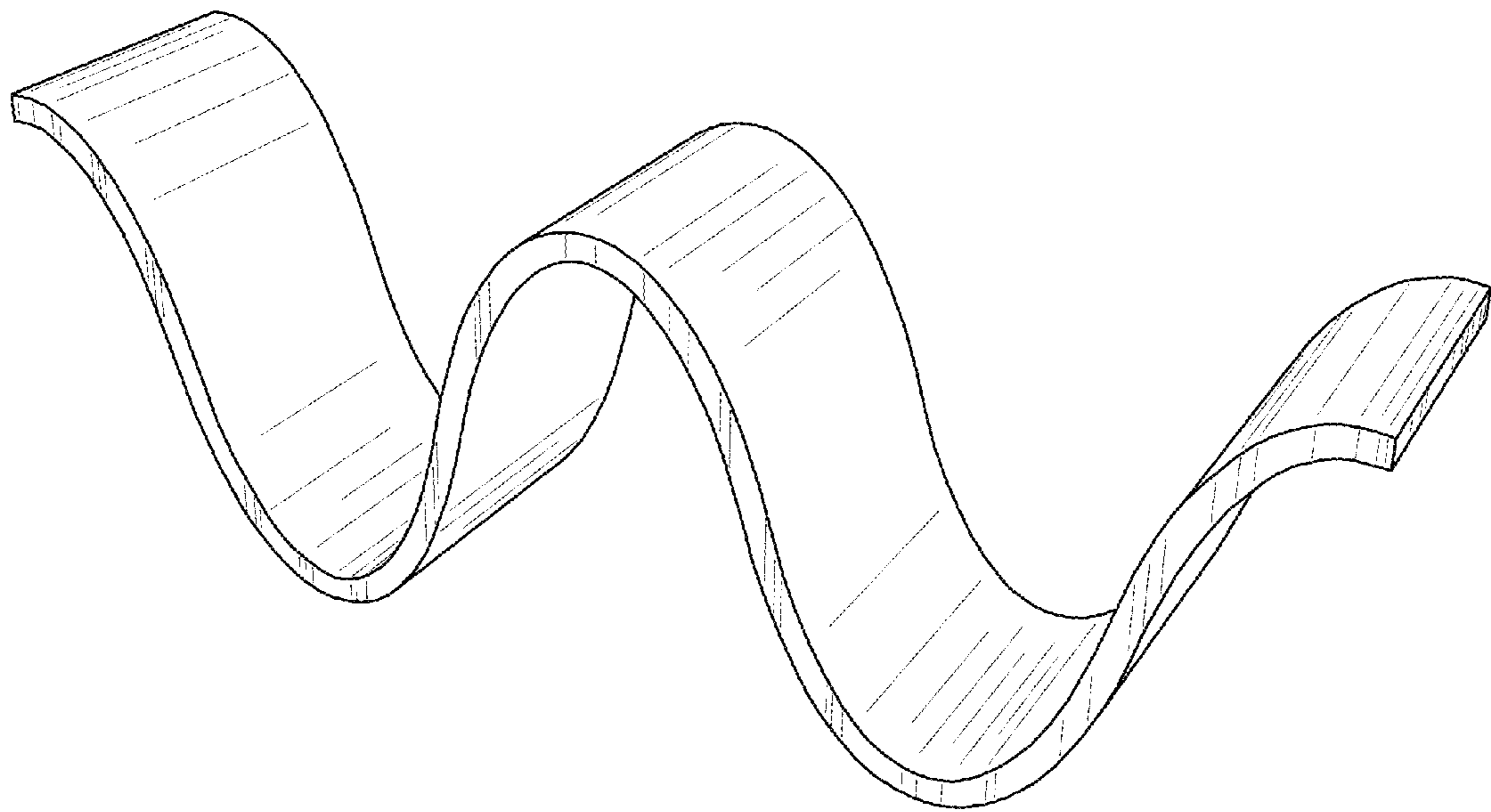


FIG. 1




FIG. 2

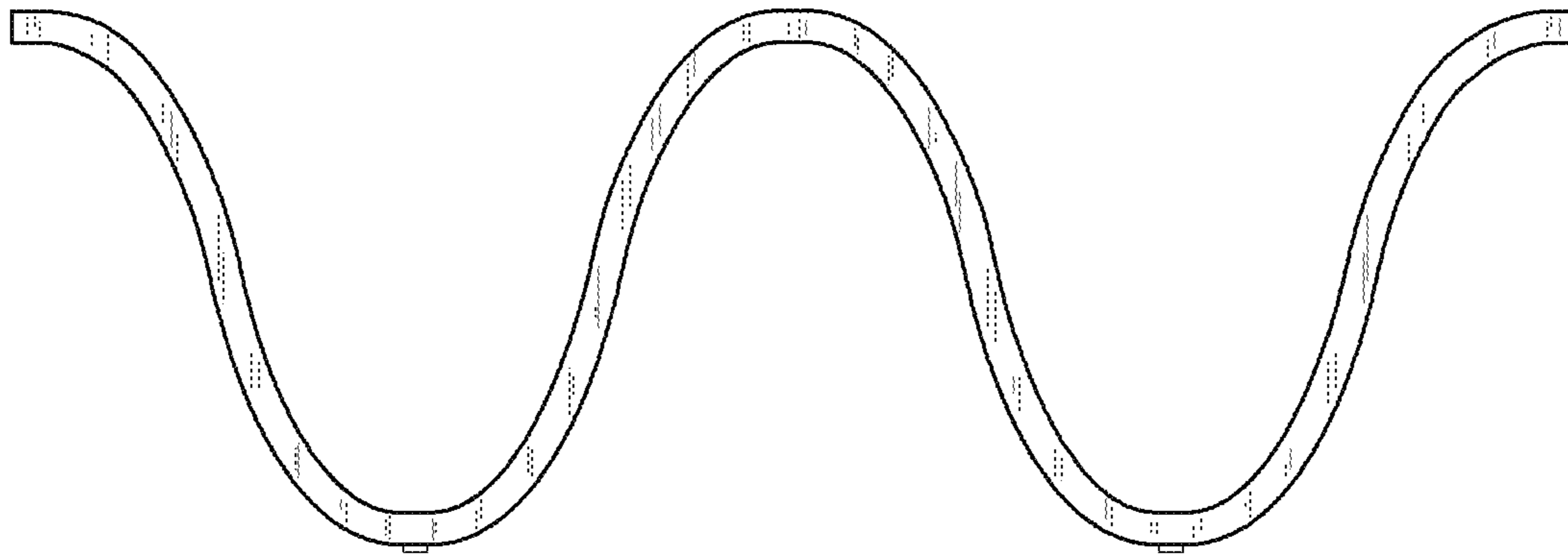


FIG. 3




FIG. 4




FIG. 5