



US00D731824S

(12) **United States Design Patent**  
**Nigro**

(10) **Patent No.:** **US D731,824 S**  
(45) **Date of Patent:** **\*\* Jun. 16, 2015**

(54) **CLOTHES HANGER**

(71) Applicant: **Philippe Nigro**, Milan (IT)

(72) Inventor: **Philippe Nigro**, Milan (IT)

(73) Assignee: **Hermes Sellier (Societe Par Actions Simpliffee)**, Paris (FR)

(\*\*) Term: **14 Years**

(21) Appl. No.: **29/465,404**

(22) Filed: **Aug. 27, 2013**

(30) **Foreign Application Priority Data**

Feb. 28, 2013 (WO) ..... DM/080 743

(51) **LOC (10) Cl.** ..... **06-06**

(52) **U.S. Cl.**  
USPC ..... **D6/681.2; D6/672**

(58) **Field of Classification Search**  
USPC ..... D6/681.2, 672, 673, 681, 681.1, 681.3,  
D6/320, 321, 324, 335, 657  
CPC ..... A47B 46/00; A47B 49/00; A47B 67/005;  
A47F 5/04; A47F 7/24; A47G 25/0664  
See application file for complete search history.

(56) **References Cited**

**U.S. PATENT DOCUMENTS**

34,372 A \* 2/1862 McNeil ..... 211/85.3  
(Continued)

**OTHER PUBLICATIONS**

Metal closet, available Aug. 5, 2014, [online], [site visited Oct. 15, 2014]. Available from internet, <URL: <http://www.architonic.com/pmsht/skew-schonbuch/1240522>>.\*

(Continued)

*Primary Examiner* — Cathron Brooks  
*Assistant Examiner* — Teddy Falloway  
(74) *Attorney, Agent, or Firm* — Foley & Lardner LLP

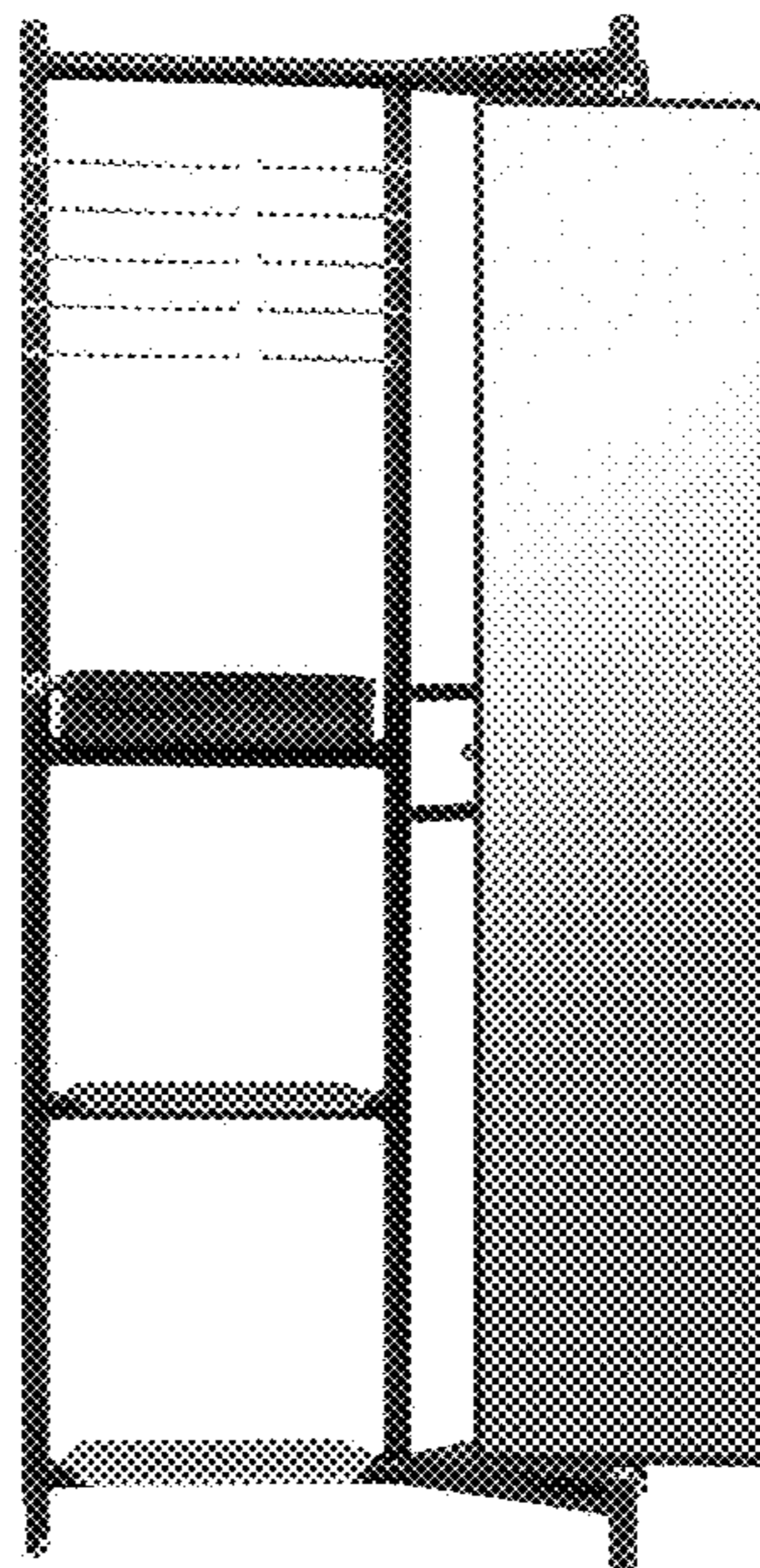
(57) **CLAIM**

The ornamental design for a clothes hanger, as shown and described.

**DESCRIPTION**

FIG. 1 is a front view of the clothes hanger of the claimed design;  
FIG. 2 is a back view of the clothes hanger shown in FIG. 1;  
FIG. 3 is a right side view of the clothes hanger shown in FIG. 1;  
FIG. 4 is a left side view of the clothes hanger shown in FIG. 1;  
FIG. 5 is a front perspective view of the clothes hanger shown in FIG. 1;  
FIG. 6 is a front perspective view of the clothes hanger shown in FIG. 1, with the mirror thereof in an alternate position;  
FIG. 7 is a front perspective view of the clothes hanger shown in FIG. 1, with trays thereof in an alternate position;  
FIG. 8 is a top plan view of the clothes hanger shown in FIG. 1, with the mirror thereof in a second alternate position;  
FIG. 9 is a bottom plan view of the clothes hanger shown in FIG. 8;  
FIG. 10 is an enlarged partial view of the trays shown in FIG. 7;  
FIG. 11 is an enlarged partial view of the trays in a second alternate position; and,  
FIG. 12 is an enlarged partial view of the hangers in an alternate position.

**1 Claim, 12 Drawing Sheets**



(56)

**References Cited**

**OTHER PUBLICATIONS**

U.S. PATENT DOCUMENTS

D211,838 S \* 7/1968 Gelles ..... D6/414  
3,960,275 A \* 6/1976 Haughton et al. .... 211/182  
4,351,441 A \* 9/1982 Schramm ..... 211/207  
4,750,627 A \* 6/1988 Myers ..... 211/205  
D450,200 S \* 11/2001 Lowe ..... D6/411  
7,185,899 B2 \* 3/2007 Thiede et al. .... 280/47.35  
2008/0129163 A1 \* 6/2008 Greiner ..... 312/225  
2014/0014604 A1 \* 1/2014 de Moraes Correia ..... 211/85.7

Closet system, available Aug. 5, 2014, [online], [site visited Oct. 15, 2014]. Available from internet, <URL: <http://www.architonic.com/pmsht/fusion-system-180/1213931>>.\*

Free standing closet, available Dec. 8, 2013, [online], [site visited Oct. 15, 2014]. Available from internet, <URL: <http://tboook.com/free-standing-closet.html>>.\*

\* cited by examiner




FIG. 1




FIG.2




FIG. 3



FIG.4




FIG. 5




FIG.6






FIG.7




FIG.8




FIG.9



FIG.10



FIG.11

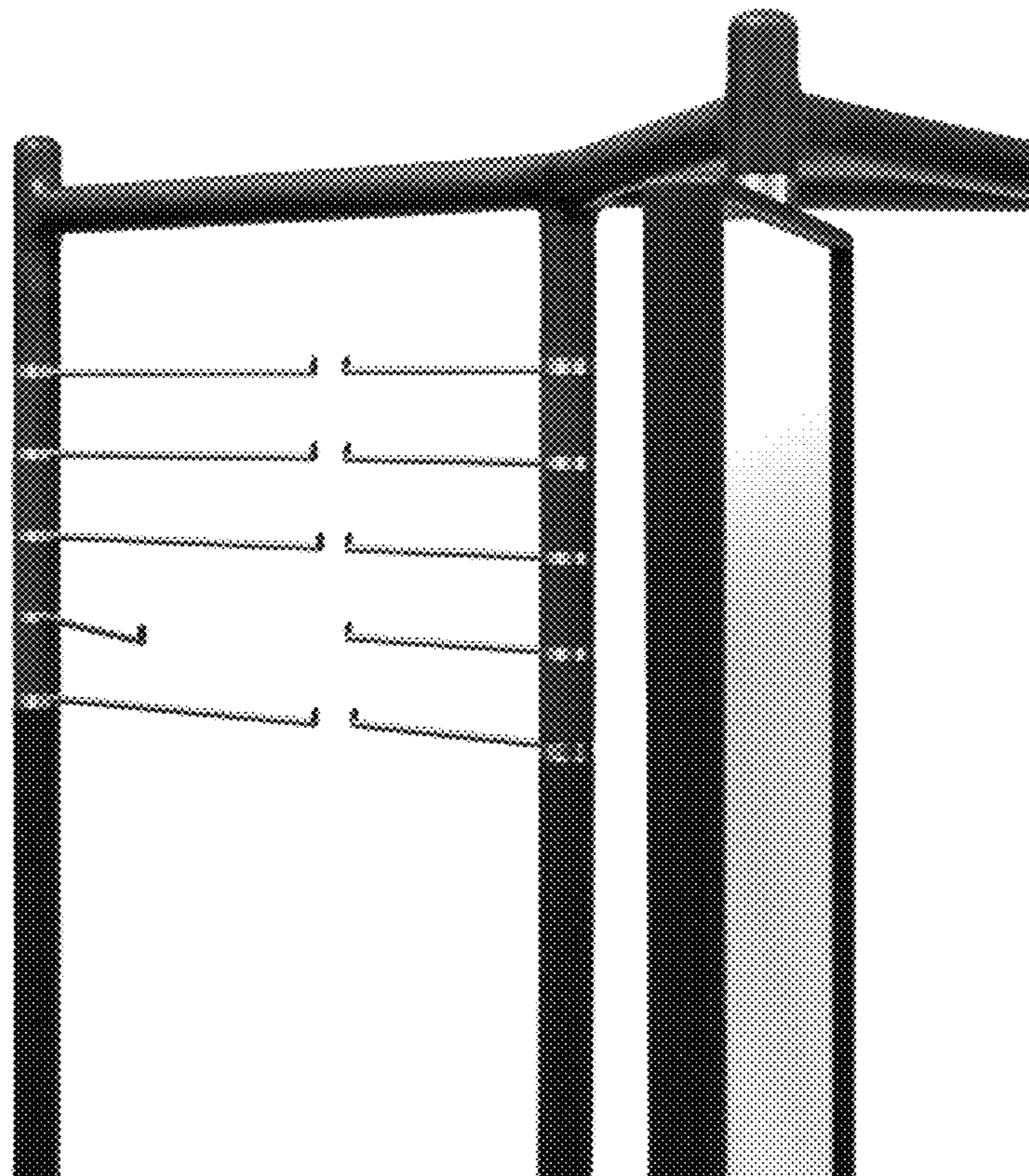


FIG.12