



US00D731797S

(12) **United States Design Patent**  
**Simard**

(10) **Patent No.:** **US D731,797 S**  
(45) **Date of Patent:** **\*\* Jun. 16, 2015**

- (54) **ERGONOMIC APPLICATOR**
- (71) Applicant: **Avon Products, Inc.**, Suffern, NY (US)
- (72) Inventor: **Marisol Simard**, Upper Nyack, NY (US)
- (73) Assignee: **Avon Products, Inc.**, New York, NY (US)
- (\*\*) Term: **14 Years**

5,309,929 A 5/1994 Toll  
 5,743,279 A 4/1998 Gueret  
 5,765,573 A 6/1998 Gueret

(Continued)

FOREIGN PATENT DOCUMENTS

CN 201978141 U \* 9/2011  
 TW D116807 S \* 5/2007

(Continued)

OTHER PUBLICATIONS

U.S. Appl. No. 13/062,592, filed Mar. 7, 2011, Cerutti et al.

(Continued)

- (21) Appl. No.: **29/435,340**
- (22) Filed: **Oct. 23, 2012**
- (51) **LOC (10) Cl.** ..... **04-02**
- (52) **U.S. Cl.**  
USPC ..... **D4/138**
- (58) **Field of Classification Search**  
USPC ..... D4/121, 128, 132, 133, 135, 136, 138;  
D7/393, 395, 401.2; D8/107, 303;  
D28/7, 20, 28, 29, 46, 48, 30, 31;  
15/143.1, 144.1, 144.2, 186-188,  
15/207.2; 132/216, 218, 313, 317, 320;  
401/126, 129  
CPC ..... A46B 5/02; A46B 5/026; A46B 14/0087;  
B25G 1/10; B25G 1/102; Y10T 16/476;  
Y10S 16/19  
See application file for complete search history.

*Primary Examiner* — Melanie H Tung  
*Assistant Examiner* — Lavone D Tabor  
 (74) *Attorney, Agent, or Firm* — David M. Joyal; Joan M. McGillicuddy

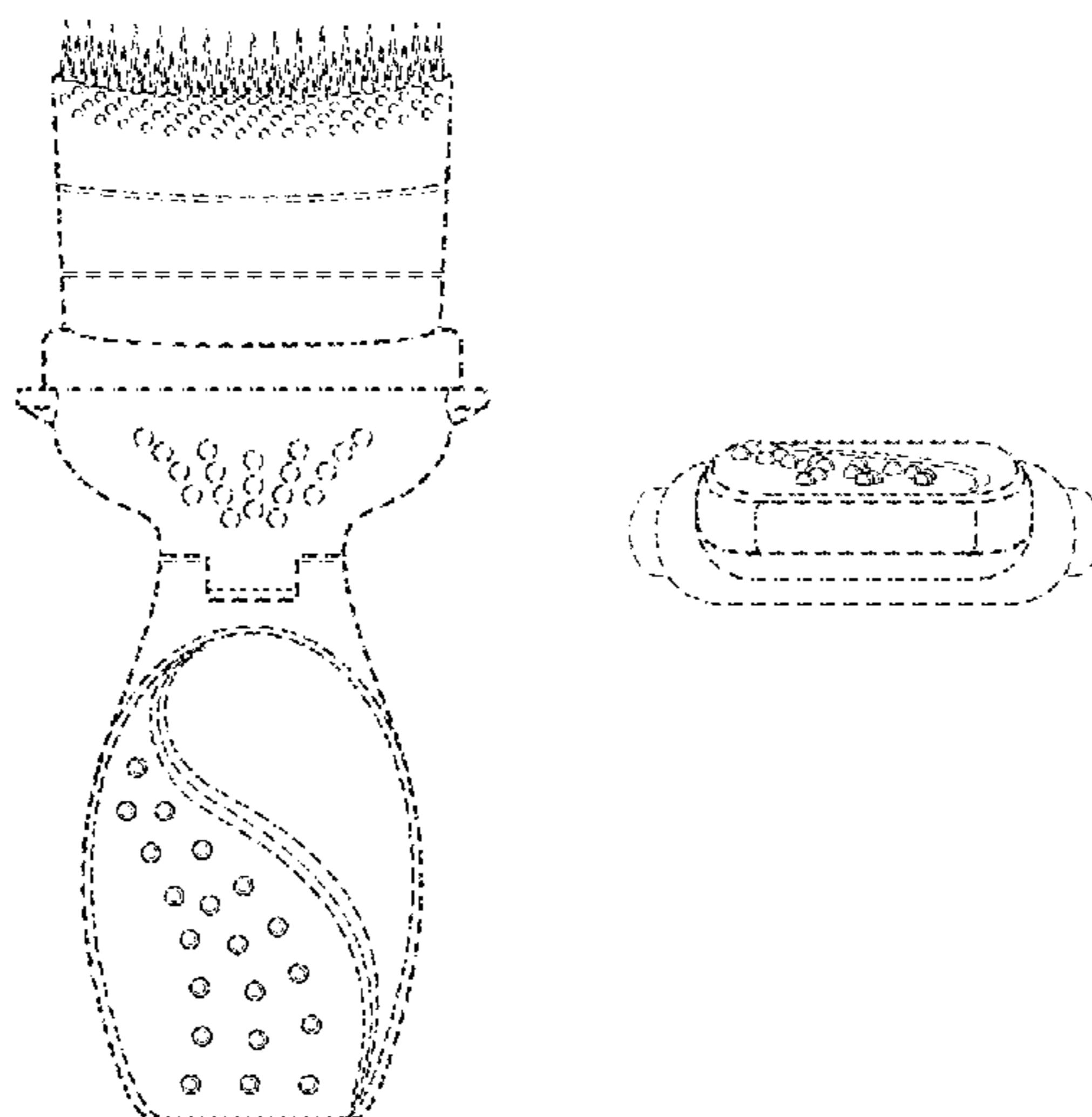
(57) **CLAIM**  
 The ornamental design for an ergonomic applicator, as shown and described.

**DESCRIPTION**

FIG. 1 is a front perspective view of an ergonomic applicator according to the invention;  
 FIG. 2 is a back perspective view of an ergonomic applicator according to the invention;  
 FIG. 3 is a side view of an ergonomic applicator showing my new design;  
 FIG. 4 is a front view thereof;  
 FIG. 5 is a back view thereof;  
 FIG. 6 is a side opposite that shown in FIG. 3;  
 FIG. 7 is a top plan view thereof; and,  
 FIG. 8 is a bottom plan view thereof.  
 The broken lines and the areas within the broken lines illustrate portions of the ergonomic applicator that form no part of the claimed design.

**1 Claim, 2 Drawing Sheets**

- (56) **References Cited**  
U.S. PATENT DOCUMENTS
- |             |         |               |
|-------------|---------|---------------|
| 2,007,245 A | 7/1935  | Gimonet       |
| 2,569,246 A | 9/1951  | Marcellus     |
| 3,516,423 A | 6/1970  | Seidler       |
| 3,866,257 A | 2/1975  | Cansdale, Sr. |
| 3,998,235 A | 12/1976 | Kingsford     |
| 4,165,755 A | 8/1979  | Cassai        |
| 4,404,977 A | 9/1983  | Vasas         |
| 5,086,793 A | 2/1992  | Kingsford     |
| 5,188,131 A | 2/1993  | Toll          |
| 5,307,826 A | 5/1994  | Iosilevich    |



(56)

**References Cited**

U.S. PATENT DOCUMENTS

5,881,743 A 3/1999 Nadel  
 6,012,465 A 1/2000 Gueret  
 6,026,824 A 2/2000 Gueret  
 6,062,757 A 5/2000 Gueret  
 6,082,999 A 7/2000 Tcherny  
 6,200,051 B1 3/2001 Gueret  
 7,219,801 B2 5/2007 Christian  
 7,226,555 B2 6/2007 Weihrauch  
 7,487,784 B2 2/2009 Gueret  
 D589,210 S \* 3/2009 Wonderley et al. .... D28/48  
 D629,650 S \* 12/2010 Funka et al. .... D7/401.2  
 8,434,187 B2 \* 5/2013 Weinberger et al. .... 15/111  
 D694,019 S 11/2013 Simard  
 D700,439 S 3/2014 Simard  
 D704,450 S 5/2014 Simard  
 D708,064 S 7/2014 Simard  
 2005/0236008 A9 10/2005 Gueret

2008/0023020 A1 1/2008 Gueret  
 2009/0162129 A1 6/2009 Ferrari  
 2009/0217531 A1 \* 9/2009 Muraguchi ..... 30/45  
 2009/0314305 A1 \* 12/2009 Bachrach et al. .... 132/200  
 2011/0174328 A1 7/2011 Cerutti et al.  
 2012/0103361 A1 5/2012 Geuther  
 2012/0148332 A1 6/2012 Stredak et al.

FOREIGN PATENT DOCUMENTS

TW D146938 S \* 5/2012  
 WO 2012066102 A1 5/2012

OTHER PUBLICATIONS

U.S. Appl. No. 13/744,684, filed Jan. 18, 2013, Simard, Marisol.  
 U.S. Appl. No. 13/658,397, filed Oct. 23, 2012, Simard, Marisol.  
 U.S. Appl. No. 29/435,337, filed Oct. 23, 2012, Simard, Marisol.  
 U.S. Appl. No. 29/435,348, filed Oct. 23, 2012, Simard, Marisol.

\* cited by examiner

FIG. 2




FIG. 1

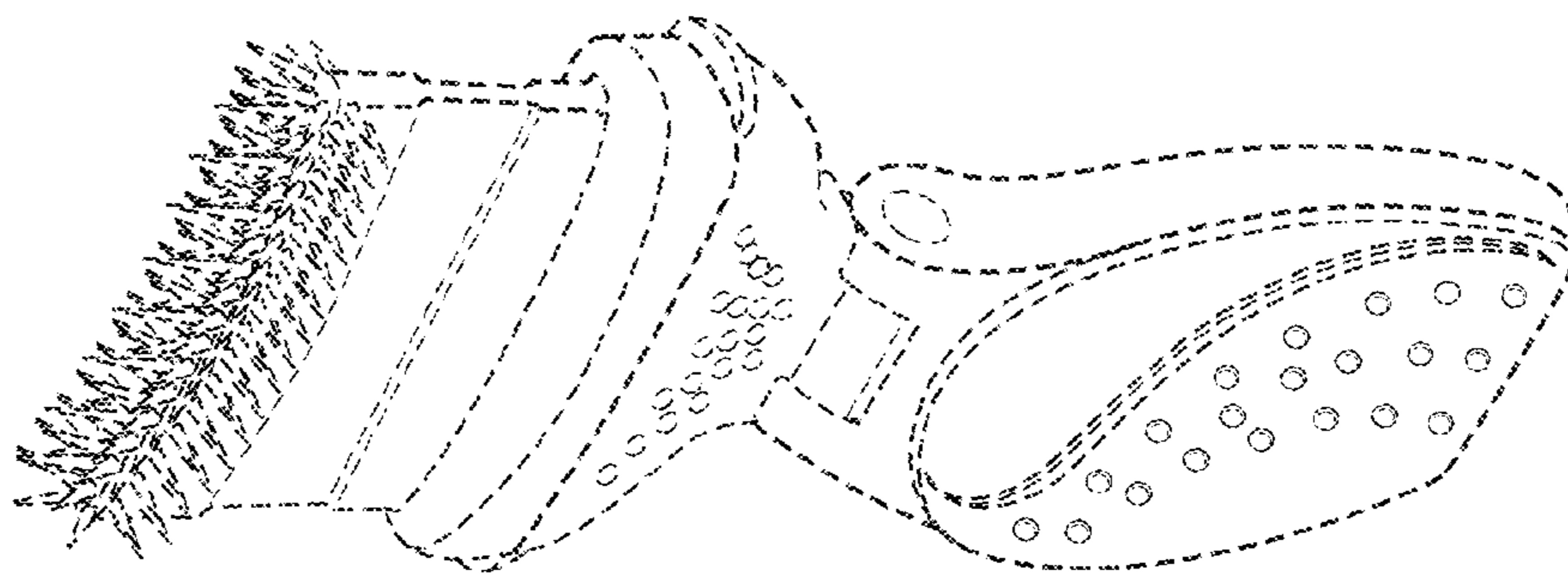


FIG. 3

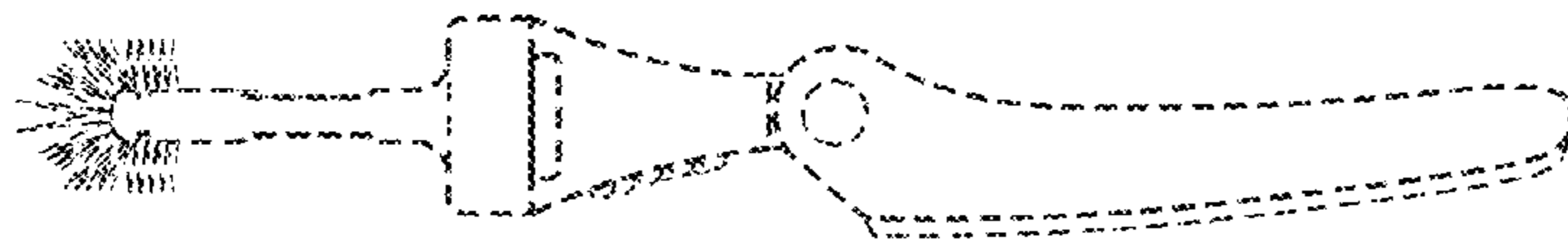


FIG. 4

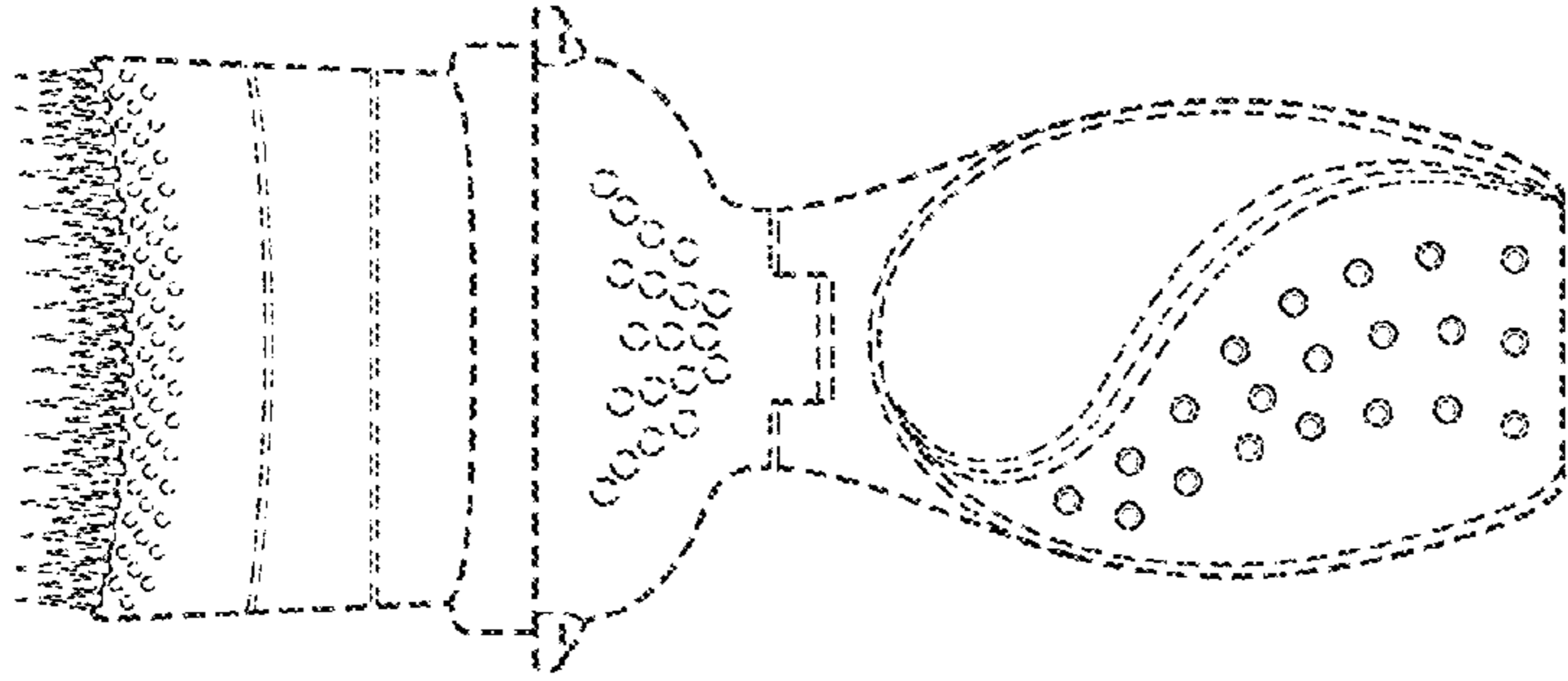


FIG. 5

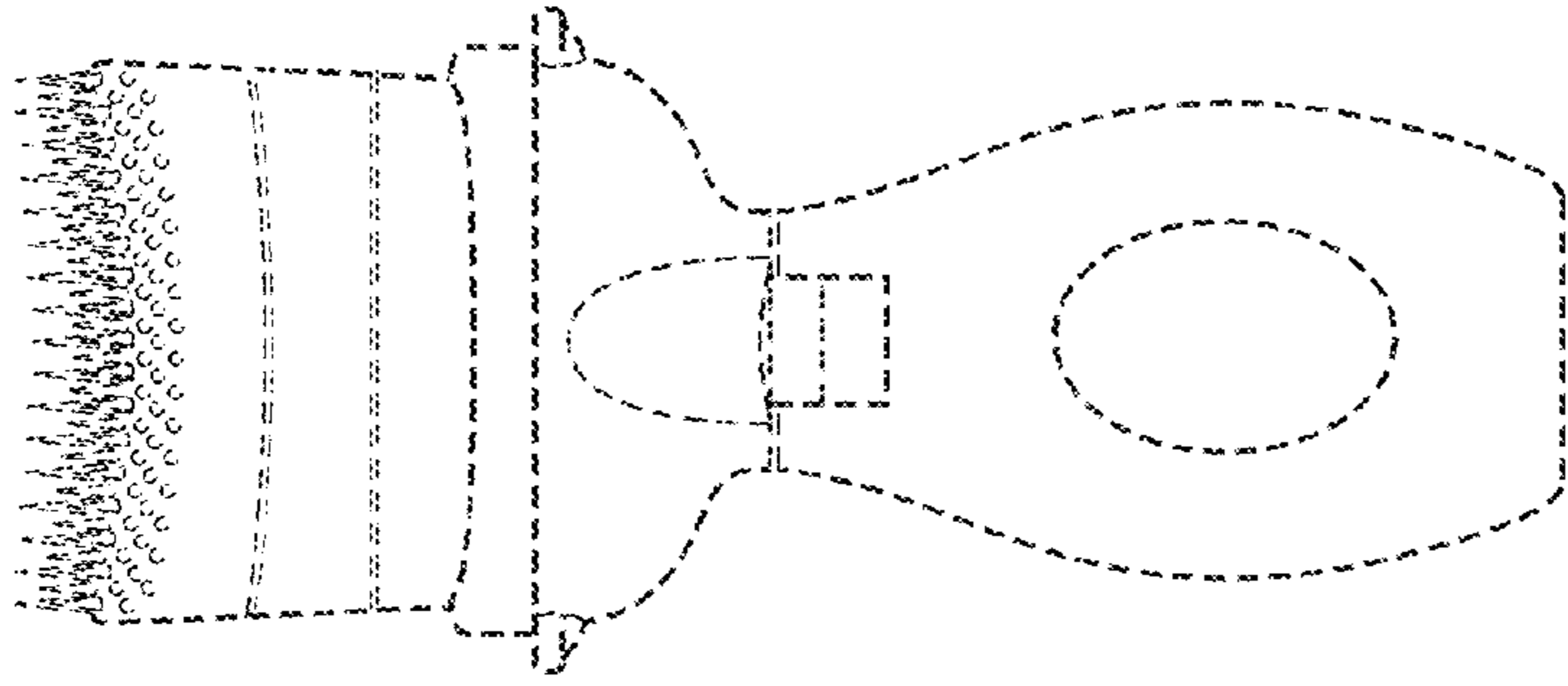


FIG. 6




FIG. 7




FIG. 8

