



US00D731777S

(12) **United States Design Patent**  
**Grenet et al.**

(10) **Patent No.:** **US D731,777 S**  
(45) **Date of Patent:** **\*\* Jun. 16, 2015**

(54) **UPPER OF A FOOTWEAR ARTICLE**

(71) Applicant: **Salomon S.A.S.**, Metz-Tessy (FR)

(72) Inventors: **Benjamin Grenet**, Moye (FR); **Anissa Fuhrer**, Annecy (FR)

(73) Assignee: **Salomon S.A.S.**, Metz-Tessy (FR)

(\*\*) Term: **14 Years**

(21) Appl. No.: **29/477,970**

(22) Filed: **Dec. 30, 2013**

(51) **LOC (10) Cl.** ..... **02-99**

(52) **U.S. Cl.**  
USPC ..... **D2/972**

(58) **Field of Classification Search**  
USPC ..... D2/902, 906-908, 944, 969, 972-974;  
36/45, 50.1, 77 M, 77 R, 83, 88, 113,  
36/114, 126-131

See application file for complete search history.

(56) **References Cited**

**U.S. PATENT DOCUMENTS**

D347,317 S *	5/1994	Avar	.....	D2/970
D380,079 S *	6/1997	Greene	.....	D2/972
D395,947 S *	7/1998	Hardy	.....	D2/972
D401,755 S *	12/1998	Zinovieff	.....	D2/972
D433,220 S *	11/2000	Fogg	.....	D2/972
D434,895 S *	12/2000	Laberge	.....	D2/972
D435,162 S *	12/2000	Wilson	.....	D2/969
D435,336 S *	12/2000	Barret et al.	.....	D2/972

D447,859 S *	9/2001	Matis et al.	.....	D2/969
D487,339 S *	3/2004	Laberge	.....	D2/972
D588,350 S *	3/2009	Amphyon et al.	.....	D2/972
D658,862 S *	5/2012	Stryjak et al.	.....	D2/972
D659,372 S *	5/2012	Stryjak et al.	.....	D2/972
D680,314 S *	4/2013	Amphyon	.....	D2/972

\* cited by examiner

*Primary Examiner* — Dominic Simone

(74) *Attorney, Agent, or Firm* — Terence P. O'Brien

(57) **CLAIM**

We claim the ornamental design for an upper of a footwear article, as shown and described.

**DESCRIPTION**

FIG. 1 is a side perspective view of an upper of a footwear article;

FIG. 2 is a side view of the upper of a footwear article of FIG. 1;

FIG. 3 is a top view of the upper of a footwear article of FIG. 1;

FIG. 4 is a front view of the upper of a footwear article of FIG. 1; and,

FIG. 5 is a rear view of the upper of a footwear article of FIG. 1.

The ornamental design that is claimed is shown in solid lines in the drawings. The broken (dashed) lines shown in the figures are included for the purpose of illustrating environmental elements only and form no part of the claimed design. The dashed/dotted lines in the figures are included to define the bounds of the claimed design but do not form part of the claimed design.

**1 Claim, 2 Drawing Sheets**



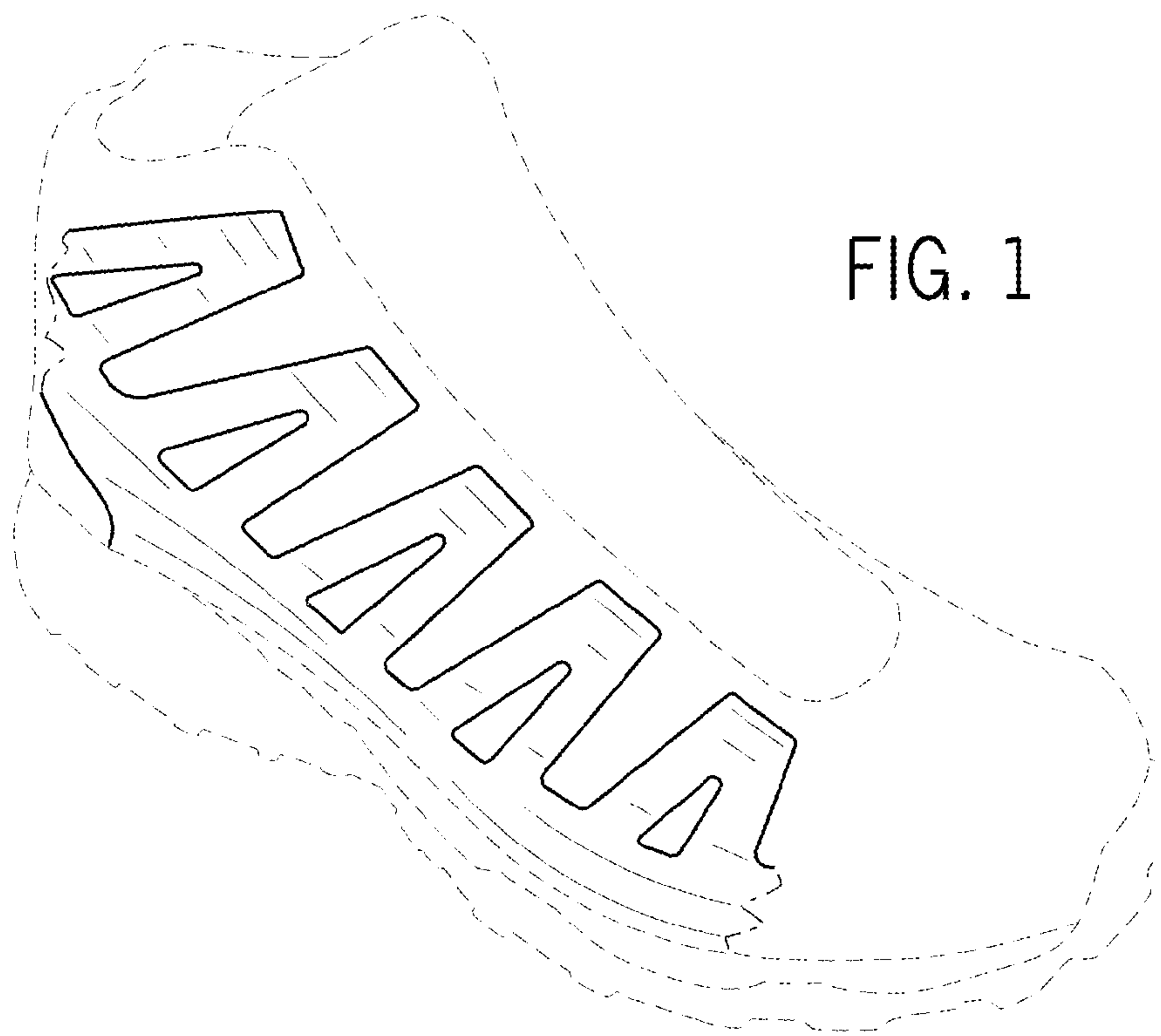


FIG. 1



FIG. 2

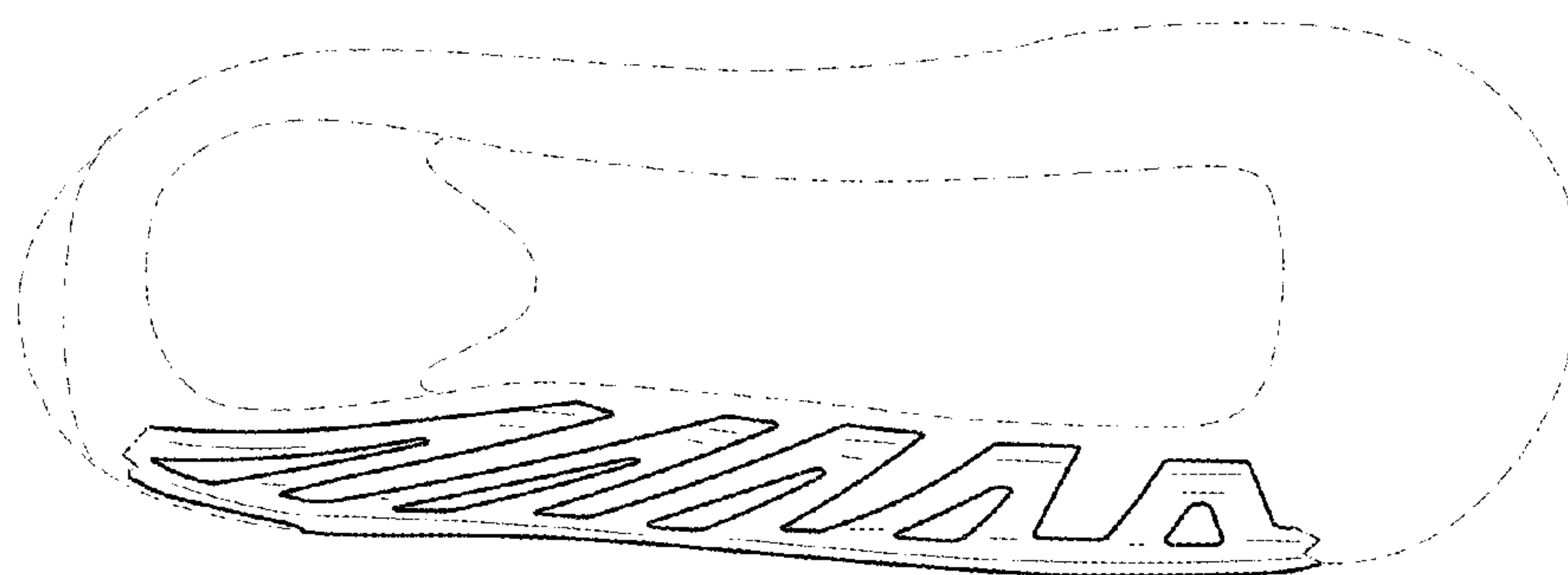


FIG. 3

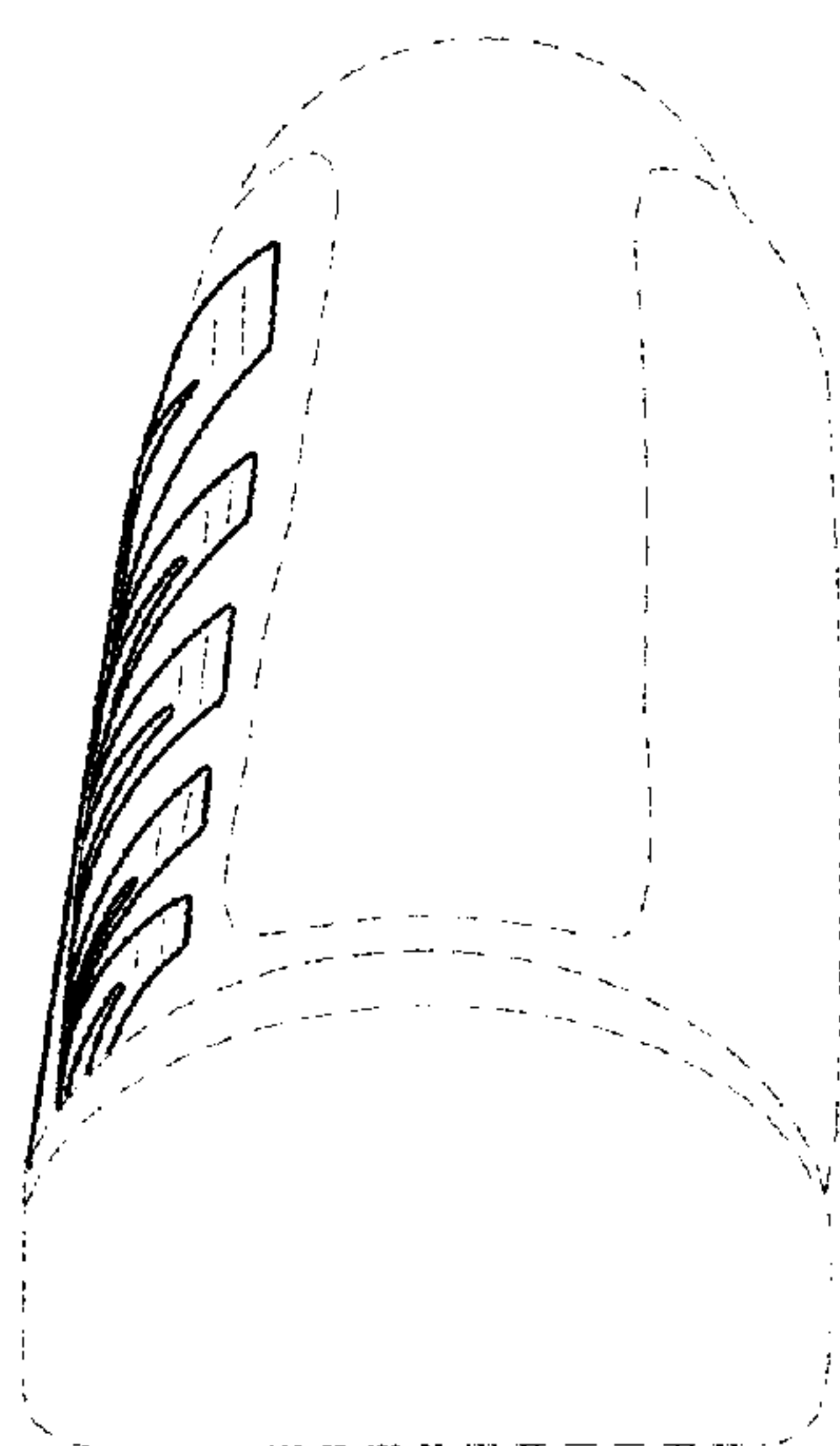


FIG. 4

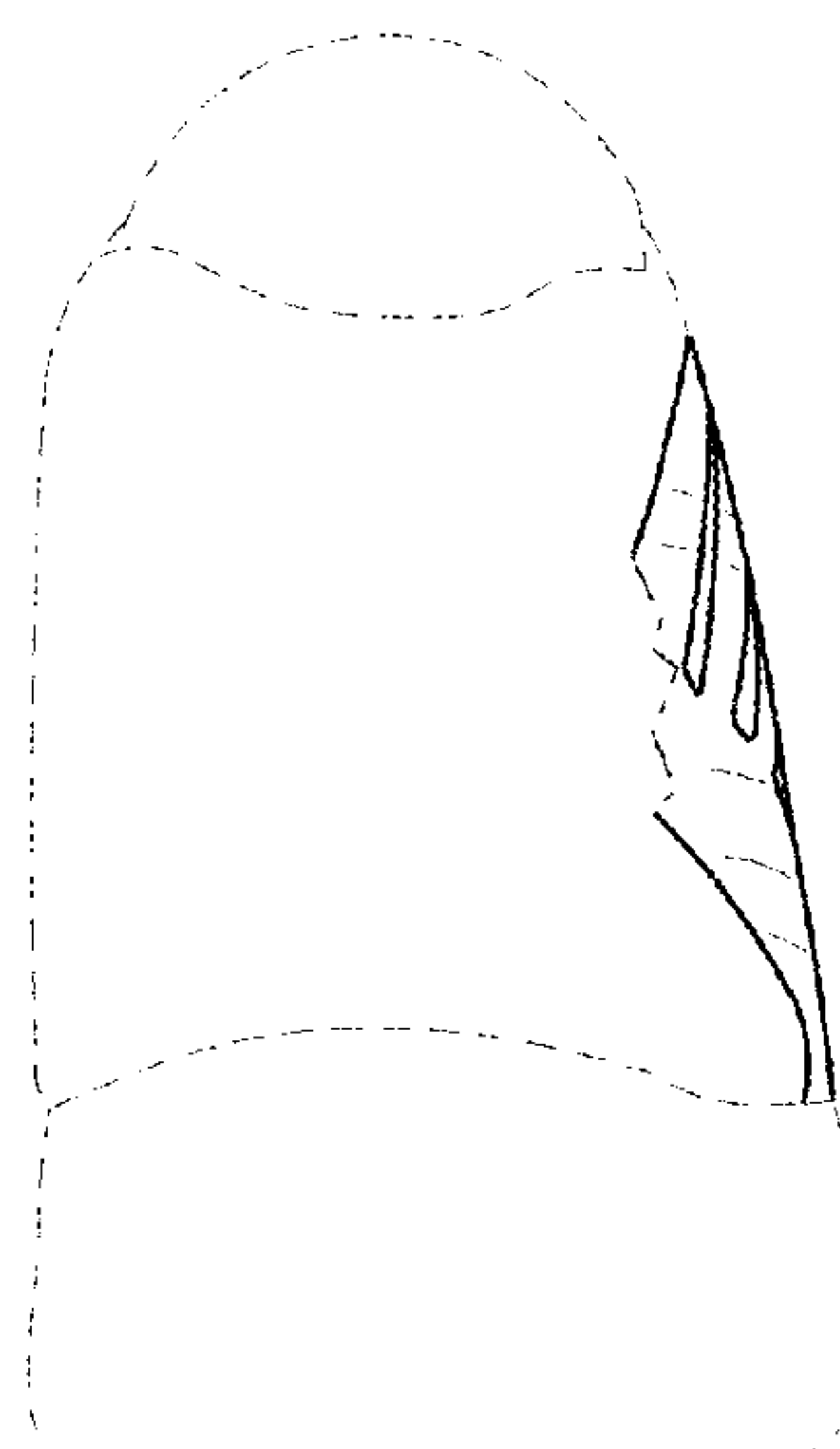


FIG. 5