



US00D731773S

(12) **United States Design Patent**
Bosomworth et al.

(10) **Patent No.:** **US D731,773 S**
(45) **Date of Patent:** **** Jun. 16, 2015**

(54) **UPPER OF A FOOTWEAR ARTICLE**

(71) Applicant: **Salomon S.A.S.**, Metz-Tessy (FR)

(72) Inventors: **Warren Bosomworth**, Annecy le Vieux (FR); **Axelle Portailier**, Annecy (FR); **Bruno Antonelli**, Annecy le Vieux (FR)

(73) Assignee: **Salomon S.A.S.**, Metz-Tessy (FR)

(**) Term: **14 Years**

(21) Appl. No.: **29/477,961**

(22) Filed: **Dec. 30, 2013**

(51) **LOC (10) Cl.** **02-99**

(52) **U.S. Cl.**
USPC **D2/972**

(58) **Field of Classification Search**
USPC D2/902, 906-908, 944, 969, 972-974;
36/45, 50.1, 77 M, 77 R, 83, 88, 113,
36/114, 126-131

See application file for complete search history.

(56) **References Cited**

U.S. PATENT DOCUMENTS

D435,336 S * 12/2000 Barret et al. D2/972
D443,408 S * 6/2001 Laberge D2/972
D467,720 S * 12/2002 Patt D2/972
D481,530 S * 11/2003 Hillyer D2/972

D515,800 S * 2/2006 Bertholon D2/972
D622,054 S * 8/2010 Bosomworth D2/972
D622,055 S * 8/2010 Bosomworth D2/972
D643,199 S * 8/2011 Fuhrer D2/972
D658,866 S * 5/2012 Stryjak et al. D2/972
D693,557 S * 11/2013 Grenet D2/972
D711,643 S * 8/2014 Bosomworth D2/972
D717,037 S * 11/2014 Bosomworth D2/972
D717,531 S * 11/2014 Bosomworth D2/972

* cited by examiner

Primary Examiner — Dominic Simone

(74) *Attorney, Agent, or Firm* — Terence P. O'Brien

(57) **CLAIM**

We claim the ornamental design for an upper of a footwear article, as shown and described.

DESCRIPTION

FIG. 1 is a side perspective view of an upper of a footwear article;

FIG. 2 is a side view of the upper of a footwear article of FIG. 1; and,

FIG. 3 is a top view of the upper of a footwear article of FIG. 1.

The ornamental design that is claimed is shown in solid lines in the drawings. The broken (dashed) lines shown in the figures are included for the purpose of illustrating environmental elements only and form no part of the claimed design. The dashed/dotted lines in the figures are included to define the bounds of the claimed design but do not form part of the claimed design.

1 Claim, 1 Drawing Sheet




FIG. 1




FIG. 2




FIG. 3

