



US00D731772S

(12) **United States Design Patent**  
**Bosomworth et al.**

(10) **Patent No.:** **US D731,772 S**  
(45) **Date of Patent:** **\*\* Jun. 16, 2015**

(54) **UPPER OF A FOOTWEAR ARTICLE**

(71) Applicant: **Salomon S.A.S.**, Metz-Tessy (FR)

(72) Inventors: **Warren Bosomworth**, Annecy le Vieux (FR); **Axelle Portailier**, Annecy (FR); **Bruno Antonelli**, Annecy le Vieux (FR)

(73) Assignee: **Salomon S.A.S.**, Metz-Tessy (FR)

(\*\*) Term: **14 Years**

(21) Appl. No.: **29/477,960**

(22) Filed: **Dec. 30, 2013**

(51) **LOC (10) Cl.** ..... **02-99**

(52) **U.S. Cl.**  
USPC ..... **D2/972**

(58) **Field of Classification Search**  
USPC ..... D2/902, 906-908, 944, 969, 972-974;  
36/245, 50.1, 77 M, 77 R, 83, 88, 113,  
36/114, 126-131

See application file for complete search history.

(56) **References Cited**

**U.S. PATENT DOCUMENTS**

D347,317 S \* 5/1994 Avar ..... D2/902  
D380,079 S \* 6/1997 Greene ..... D2/972  
D435,162 S \* 12/2000 Wilson ..... D2/969  
D435,336 S \* 12/2000 Barret et al. .... D2/972

D467,720 S \* 12/2002 Patt ..... D2/972  
D481,530 S \* 11/2003 Hillyer ..... D2/972  
D487,339 S \* 3/2004 Laberge ..... D2/972  
D515,800 S \* 2/2006 Bertholon ..... D2/972  
D622,054 S \* 8/2010 Bosomworth ..... D2/972  
D622,055 S \* 8/2010 Bosomworth ..... D2/972  
D658,866 S \* 5/2012 Stryjak et al. .... D2/972  
D659,984 S \* 5/2012 Grenet et al. .... D2/972

\* cited by examiner

*Primary Examiner* — Dominic Simone

(74) *Attorney, Agent, or Firm* — Terence P. O'Brien

(57) **CLAIM**

We claim the ornamental design for an upper of a footwear article, as shown and described.

**DESCRIPTION**

FIG. 1 is a side perspective view of an upper of a footwear article;

FIG. 2 is a side view of the upper of a footwear article of FIG. 1; and,

FIG. 3 is a top view of the upper of a footwear article of FIG. 1.

The ornamental design that is claimed is shown in solid lines in the drawings. The broken (dashed) lines shown in the figures are included for the purpose of illustrating environmental elements only and form no part of the claimed design. The dashed/dotted lines in the figures are included to define the bounds of the claimed design but do not form part of the claimed design.

**1 Claim, 1 Drawing Sheet**




FIG. 1




FIG. 2




FIG. 3

