

US00D731770S

(12) **United States Design Patent**  
**Barr**

(10) **Patent No.:** **US D731,770 S**  
(45) **Date of Patent:** **\*\* Jun. 16, 2015**

(54) **RIGID SHOE INSERT WITH RAISED HEEL**

(71) Applicant: **Erik Barr**, Chapel Hill, NC (US)

(72) Inventor: **Erik Barr**, Chapel Hill, NC (US)

(\*\*) Term: **14 Years**

(21) Appl. No.: **29/468,217**

(22) Filed: **Sep. 27, 2013**

**Related U.S. Application Data**

(63) Continuation-in-part of application No. 14/037,277,  
filed on Sep. 25, 2013.

(51) **LOC (10) Cl.** ..... **02-04**

(52) **U.S. Cl.**  
USPC ..... **D2/961**

(58) **Field of Classification Search**  
USPC ..... D2/896, 925, 946, 947, 949-951, 961,  
D2/968; 36/31, 43, 44, 71, 145, 147, 148,  
36/149, 150, 151, 152, 153, 154, 155, 166,  
36/169, 173, 174, 180

See application file for complete search history.

(56) **References Cited**

U.S. PATENT DOCUMENTS

1,055,768	A	*	3/1913	Levee et al.	.....	36/37
D284,901	S	*	8/1986	Tilles	.....	D2/961
D316,929	S	*	5/1991	Ullman	.....	D2/961
D396,138	S	*	7/1998	Roy	.....	D2/961
D402,036	S	*	12/1998	Parsley et al.	.....	D24/192
D619,347	S	*	7/2010	Raimondo	.....	D2/961

\* cited by examiner

*Primary Examiner* — Derrick Holland

*Assistant Examiner* — Janice Lim

(74) *Attorney, Agent, or Firm* — Megan E. Lyman

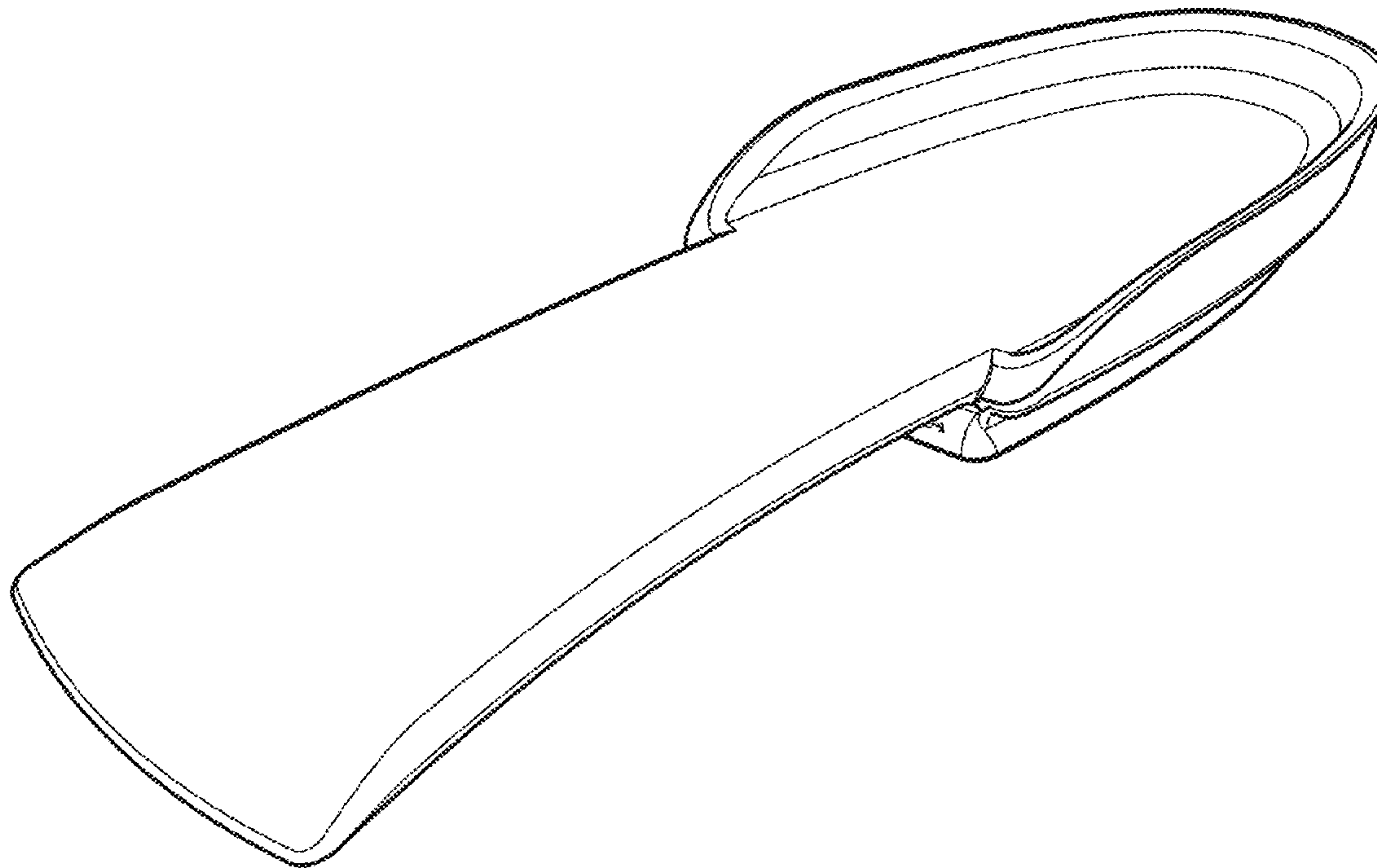
(57) **CLAIM**

The ornamental design for a rigid shoe insert having a raised heel, as shown and described.

**DESCRIPTION**

FIG. 1 is a top perspective-view of a rigid shoe insert with raised heel, showing my new design;  
FIG. 2 is a top view thereof;  
FIG. 3 is a side view thereof;  
FIG. 4 is a front elevation view thereof; and,  
FIG. 5 is a rear elevation view thereof.  
The broken line portions of FIGS. 1 and 3 are included to show unclaimed subject matter only and form no part of the claimed design.

**1 Claim, 2 Drawing Sheets**



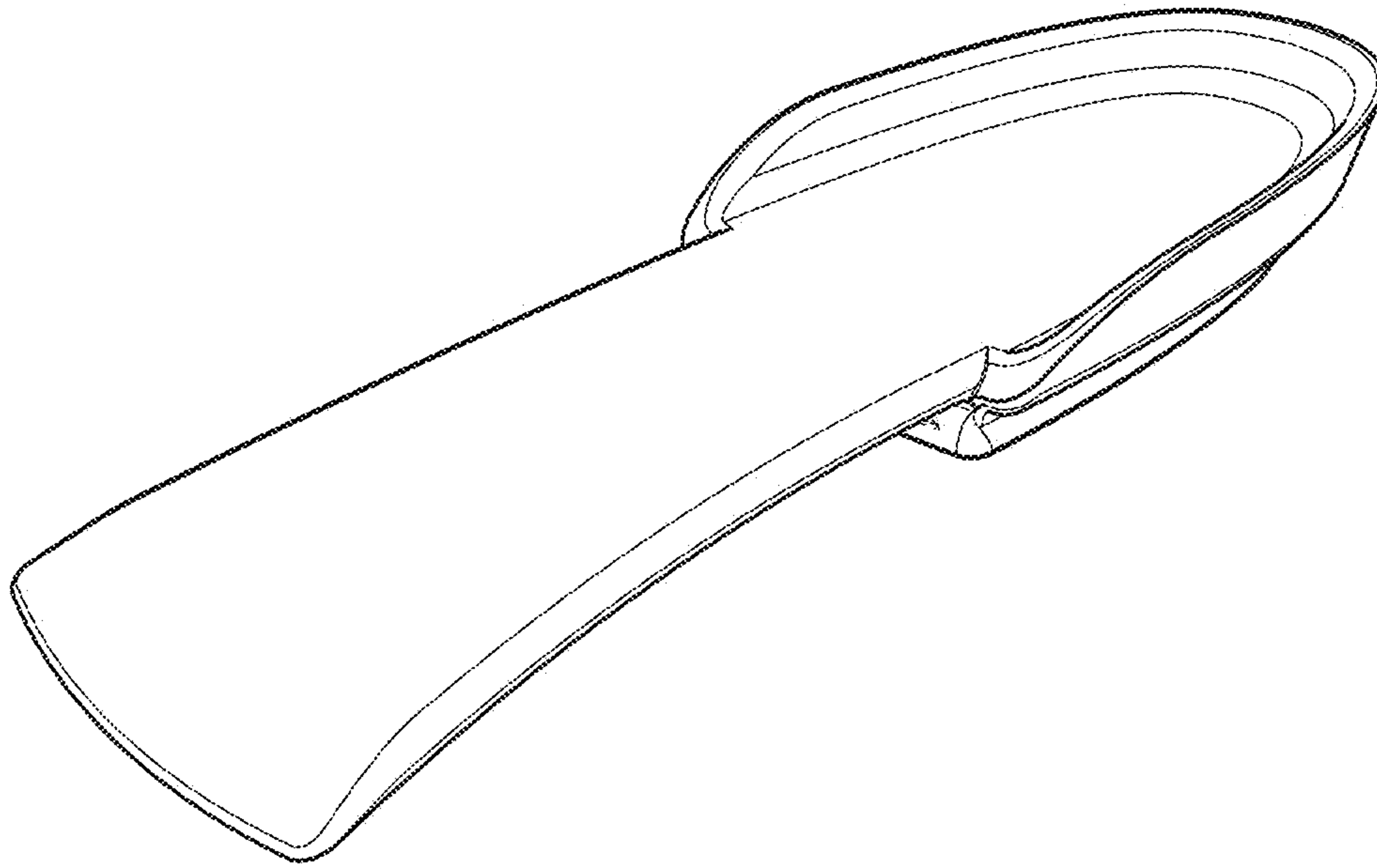


Fig. 1

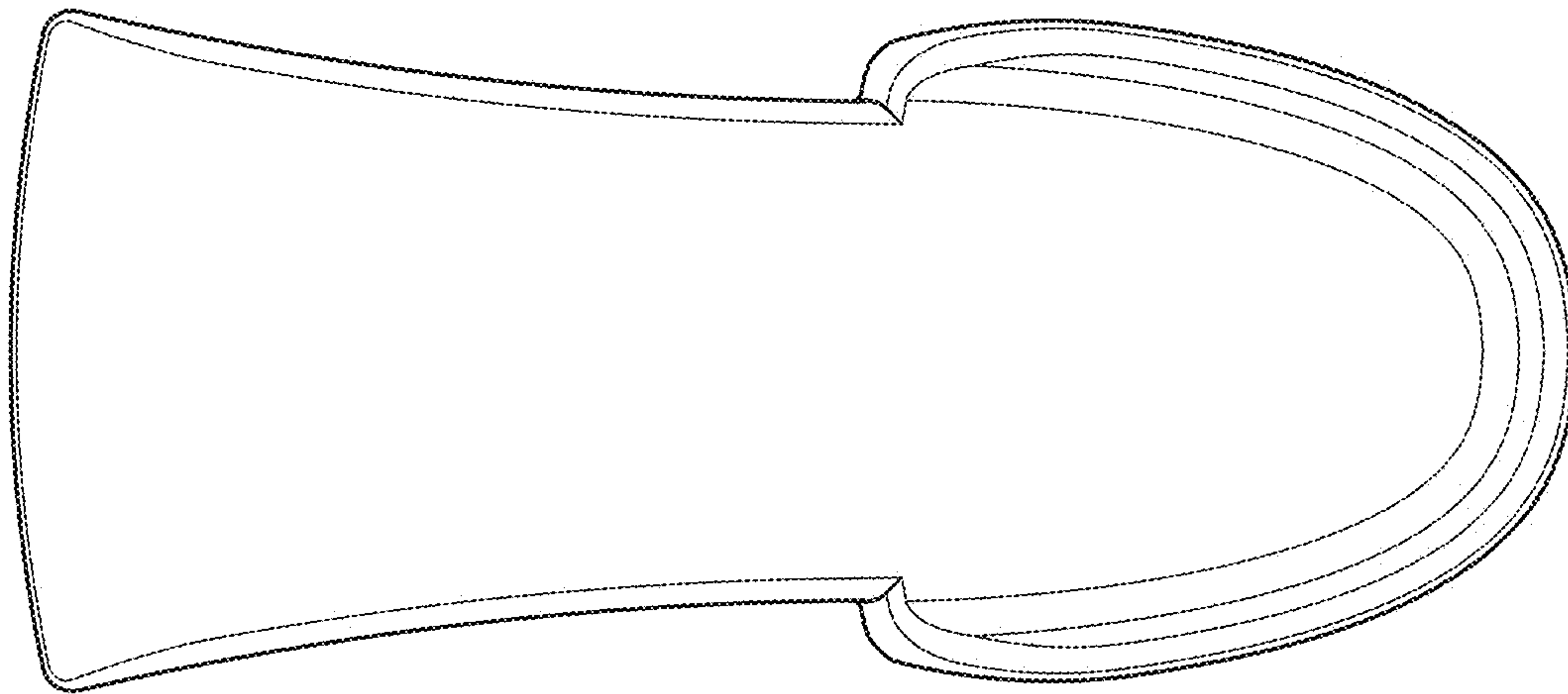


Fig. 2

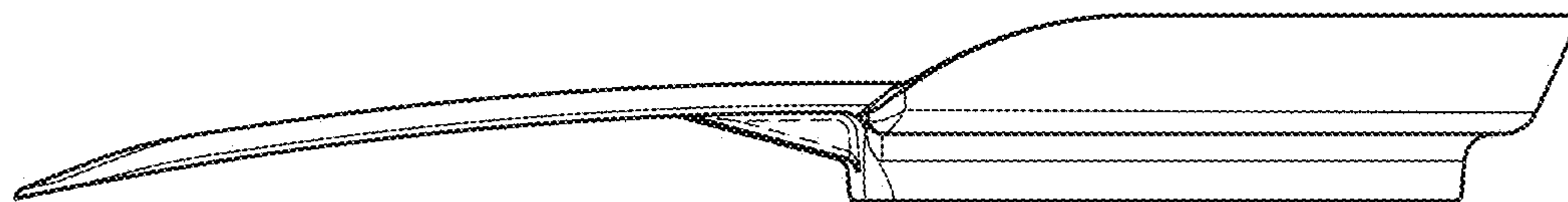


Fig. 3




Fig. 4




Fig. 5