



US00D731759S

(12) **United States Design Patent**  
**Sánchez-Guitard López-Valera**

(10) **Patent No.:** **US D731,759 S**  
(45) **Date of Patent:** **\*\* Jun. 16, 2015**

(54) **CAP**  
(76) Inventor: **Francisco Ramón Sánchez-Guitard López-Valera, Málaga (ES)**

5,903,926 A \* 5/1999 Fleming ..... 2/209.13  
D500,580 S \* 1/2005 Rothschild ..... D2/866  
D662,288 S \* 6/2012 Murphy ..... D2/869

(\*\*) Term: **14 Years**  
(21) Appl. No.: **29/418,915**  
(22) Filed: **Apr. 23, 2012**

**OTHER PUBLICATIONS**

Rigged Conquistador hat [on-line]; posted to the Internet May 2011; retrieved from the Internet on May 18, 2014. URL: >http://facepunch.com/showthread.php?t-1148710<. (2 pages).  
Conquistador Helmet, 16G, Large [on-line]; retrieved from the Internet on May 18, 2014. URL: >http://www.aurorahistoryboutique.com/Conquistador-Helmet-16G-Large~G000300.cfm<. (3 pages).  
Kettle Hat Helmet—Large [on-line]; retrieved from the Internet on May 18, 2014. URL: >http://www.aurorahistoryboutique.com/Kettle-Hat-Helmet-Large~G000193.cfm<. (3 pages).\*

(30) **Foreign Application Priority Data**  
Oct. 21, 2011 (ES) ..... 513464-01

\* cited by examiner

(51) **LOC (10) Cl.** ..... **02-03**  
(52) **U.S. Cl.**  
USPC ..... **D2/870**  
(58) **Field of Classification Search**  
USPC ..... D2/865, 866, 869, 870, 873, 878, 883,  
D2/886, 887, 888, 890, 892, 893;  
D29/102, 103, 104, 105, 106, 107;  
2/171, 171.3, 175.1, 175.2, 175.3,  
2/175.4, 175.5, 184.5, 200.1, 200.2, 204,  
2/209.13

*Primary Examiner* — Karen E Eldridge Powers  
(74) *Attorney, Agent, or Firm* — Porzio, Bromberg & Newman, P.C.

See application file for complete search history.


(57) **CLAIM**  
I claim, the ornamental design for a cap, as shown and described.

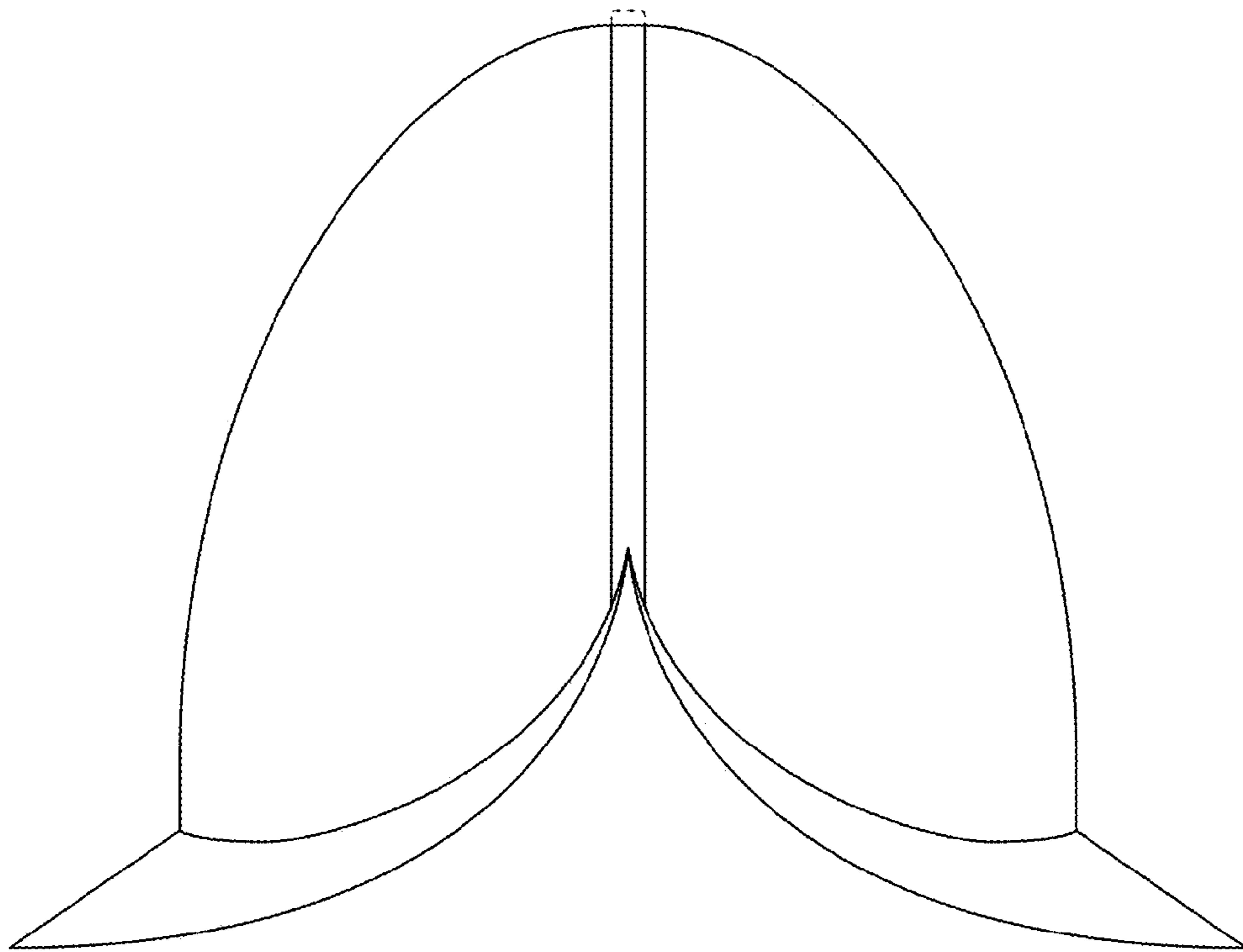
(56) **References Cited**  
**U.S. PATENT DOCUMENTS**  
1,611,546 A \* 12/1926 Milbury ..... 2/68  
D92,236 S \* 5/1934 Pew ..... D2/865  
2,159,681 A \* 5/1939 Wisman ..... 2/416  
4,096,590 A \* 6/1978 Keshock ..... 2/175.5

**DESCRIPTION**

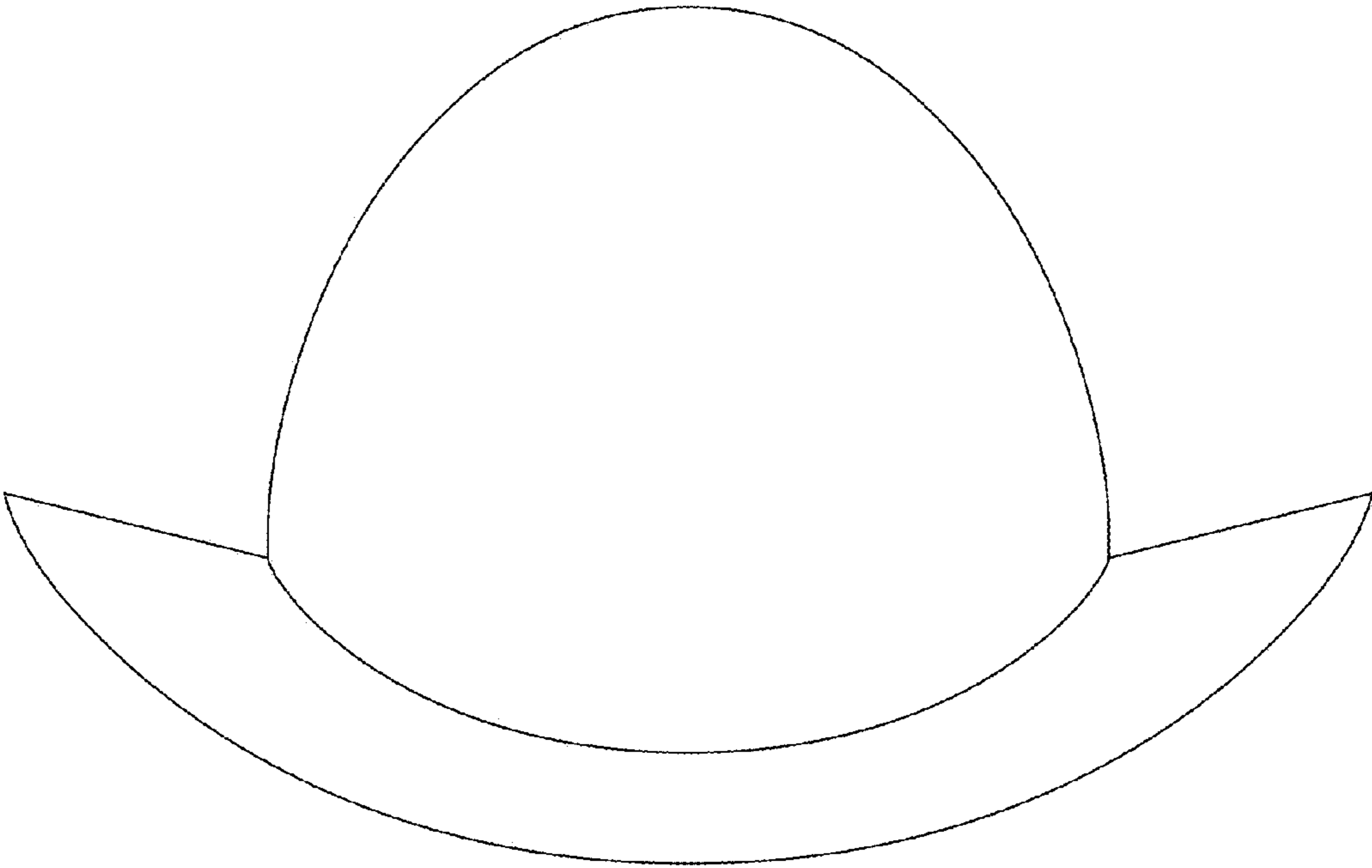
FIG. 1 is a front elevational view showing my new design;  
FIG. 2 is a side elevational view thereof;  
FIG. 3 is a top plan view shown thereof;  
FIG. 4 is a front elevational view of an alternate design;  
FIG. 5 is a side elevational view of the design shown in FIG. 4; and,  
FIG. 6 is a top plan view shown in FIG. 4.  
The features of the article shown in broken lines form no part of the claimed design.

**1 Claim, 6 Drawing Sheets**

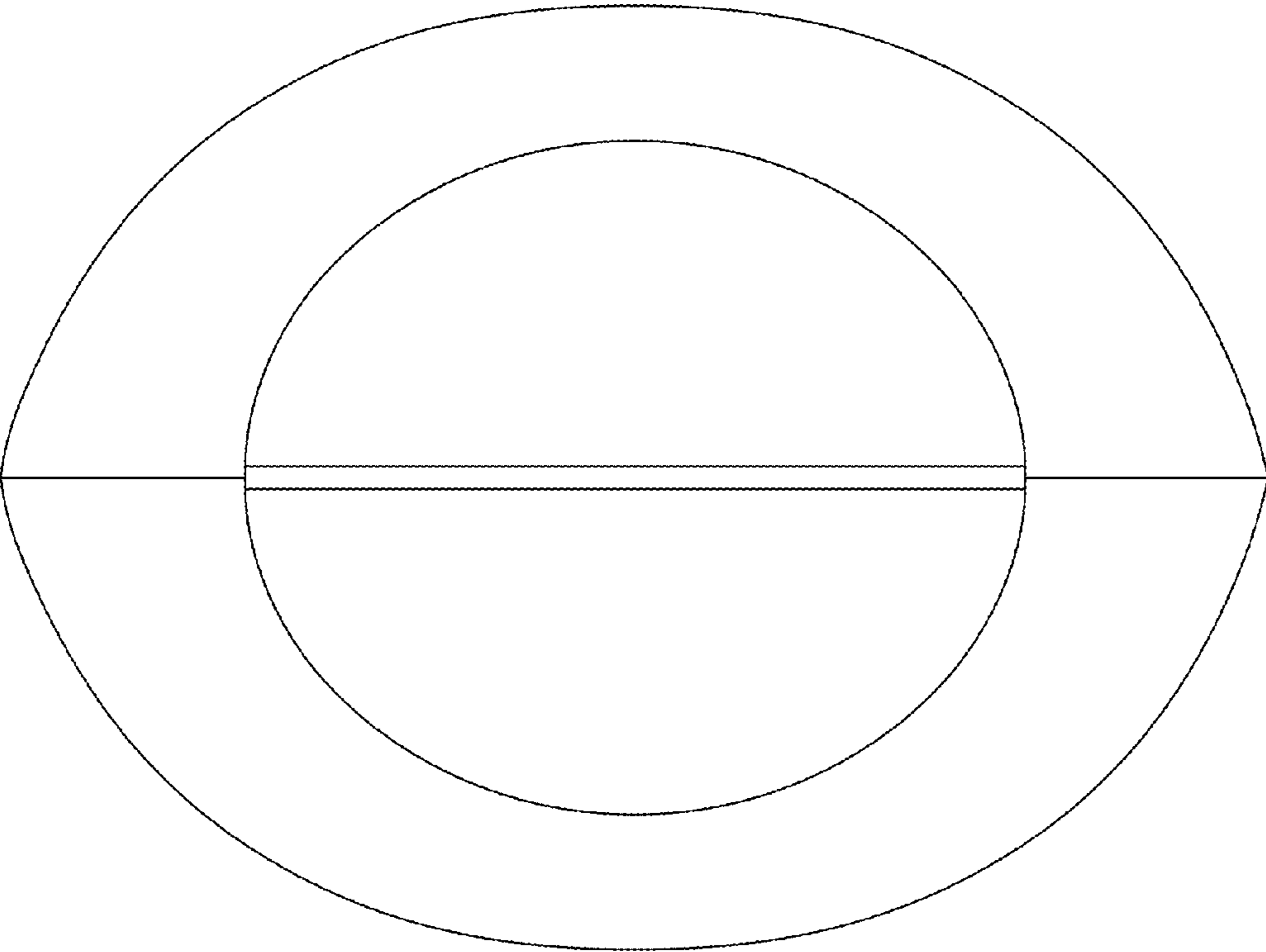




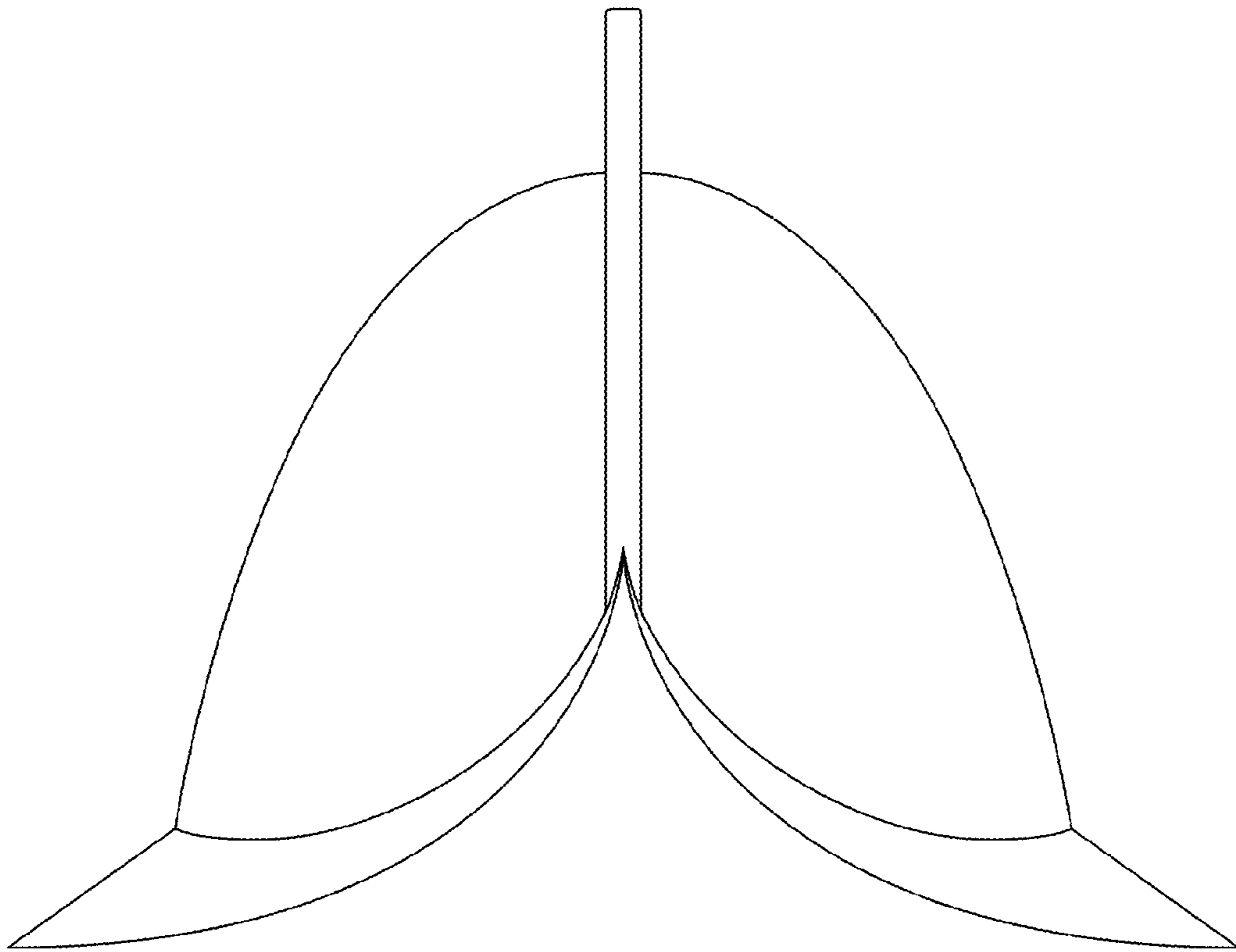
**FIG. 1**



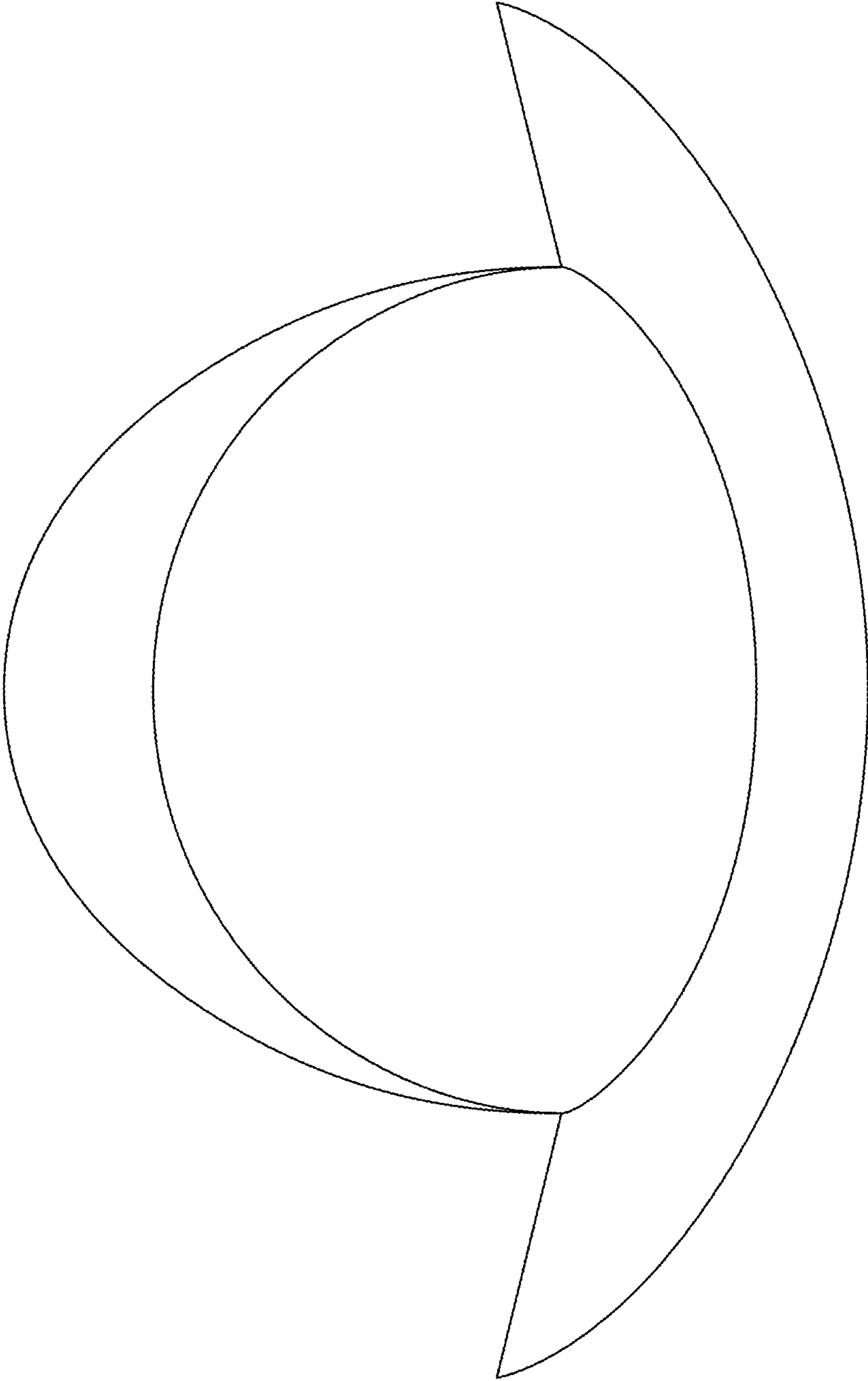
**FIG. 2**



**FIG. 3**



**FIG. 4**



**FIG. 5**

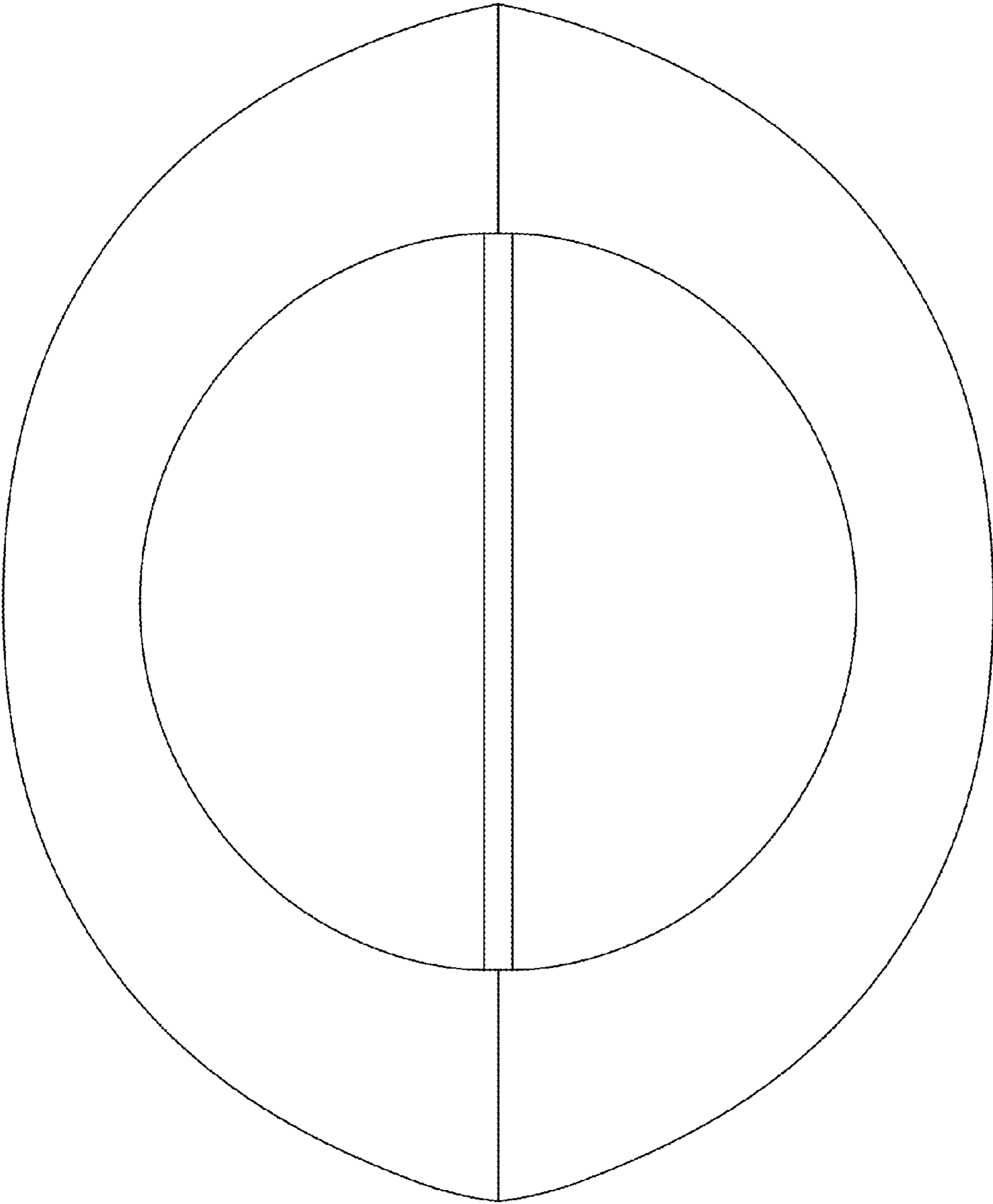


FIG. 6