



US00D731743S

(12) **United States Design Patent**
Vitaloni et al.

(10) **Patent No.:** **US D731,743 S**
(45) **Date of Patent:** **** Jun. 16, 2015**

(54) **SNACK FOOD**

(56) **References Cited**

(71) Applicant: **San Carlo Gruppo Alimentare S.p.A.**,
Milan (IT)

U.S. PATENT DOCUMENTS

(72) Inventors: **Alberto Vitaloni**, Milan (IT); **Daniele Miotti**, Milan (IT)

2,612,453	A *	9/1952	Stahmer	426/143
2,769,714	A *	11/1956	Stahmer	426/144
D228,827	S *	10/1973	Cammelot et al.	D1/199
4,601,227	A *	7/1986	Fitzwater et al.	83/403
4,650,684	A *	3/1987	Penrose	426/144
4,855,151	A *	8/1989	Fielding	426/144
5,419,903	A *	5/1995	Evans et al.	426/144
D380,885	S *	7/1997	Goll	D1/125
D495,852	S *	9/2004	Barber	D1/125
D577,176	S *	9/2008	Young et al.	D1/128
D679,476	S *	4/2013	Barber et al.	D1/125
D690,896	S *	10/2013	Barber et al.	D1/125
D702,417	S *	4/2014	King et al.	D1/199
D706,017	S *	6/2014	King et al.	D1/199
D717,516	S *	11/2014	King et al.	D1/125
D723,244	S *	3/2015	King et al.	D1/128

(73) Assignee: **SAN CARLO GRUPPO**
ALIMENTARE S.P.A., Milan (IT)

(**) Term: **14 Years**

(21) Appl. No.: **29/494,881**

(22) Filed: **Jun. 25, 2014**

* cited by examiner

(30) **Foreign Application Priority Data**

Jan. 27, 2014 (EM) 002392142

Primary Examiner — Deanna L Pratt

Assistant Examiner — Katie Mroczka

(74) *Attorney, Agent, or Firm* — Nixon & Vanderhye, PC

(51) **LOC (10) Cl.** **01-01**

(57) **CLAIM**

The ornamental design for a snack food, as shown and described.

(52) **U.S. Cl.**

USPC **D1/128**

DESCRIPTION

(58) **Field of Classification Search**

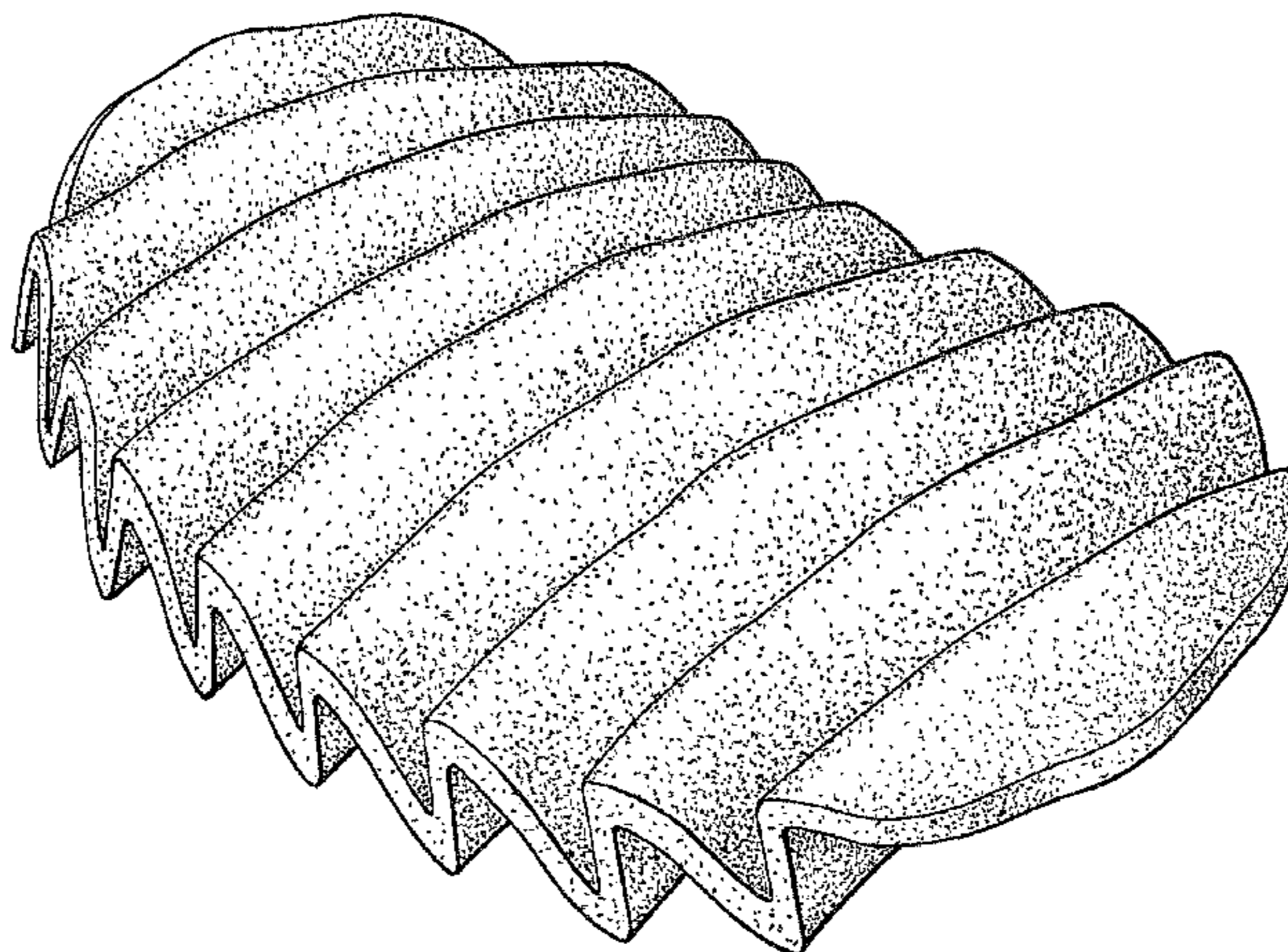
USPC D1/100–130, 199; D7/359, 409, 388;
426/94, 104, 138, 391, 549, 808, 143,
426/559, 560, 144; 72/301; D25/138;
119/710; D9/456; 428/182; 521/79

FIG. 1 is a perspective view of the front and one side of the snack food showing our new design;
FIG. 2 is a plan view of the top thereof;
FIG. 3 is a plan view of the bottom thereof;
FIG. 4 is an elevational view of the front thereof;
FIG. 5 is an elevational view of the rear thereof;
FIG. 6 is an elevational view of one side thereof; and,
FIG. 7 is an elevational view of the other side thereof.

CPC A23L 1/1641; A23L 1/005; A23G 3/54;
A23G 3/50; A21D 13/0025; A21D 13/0029

See application file for complete search history.

1 Claim, 5 Drawing Sheets



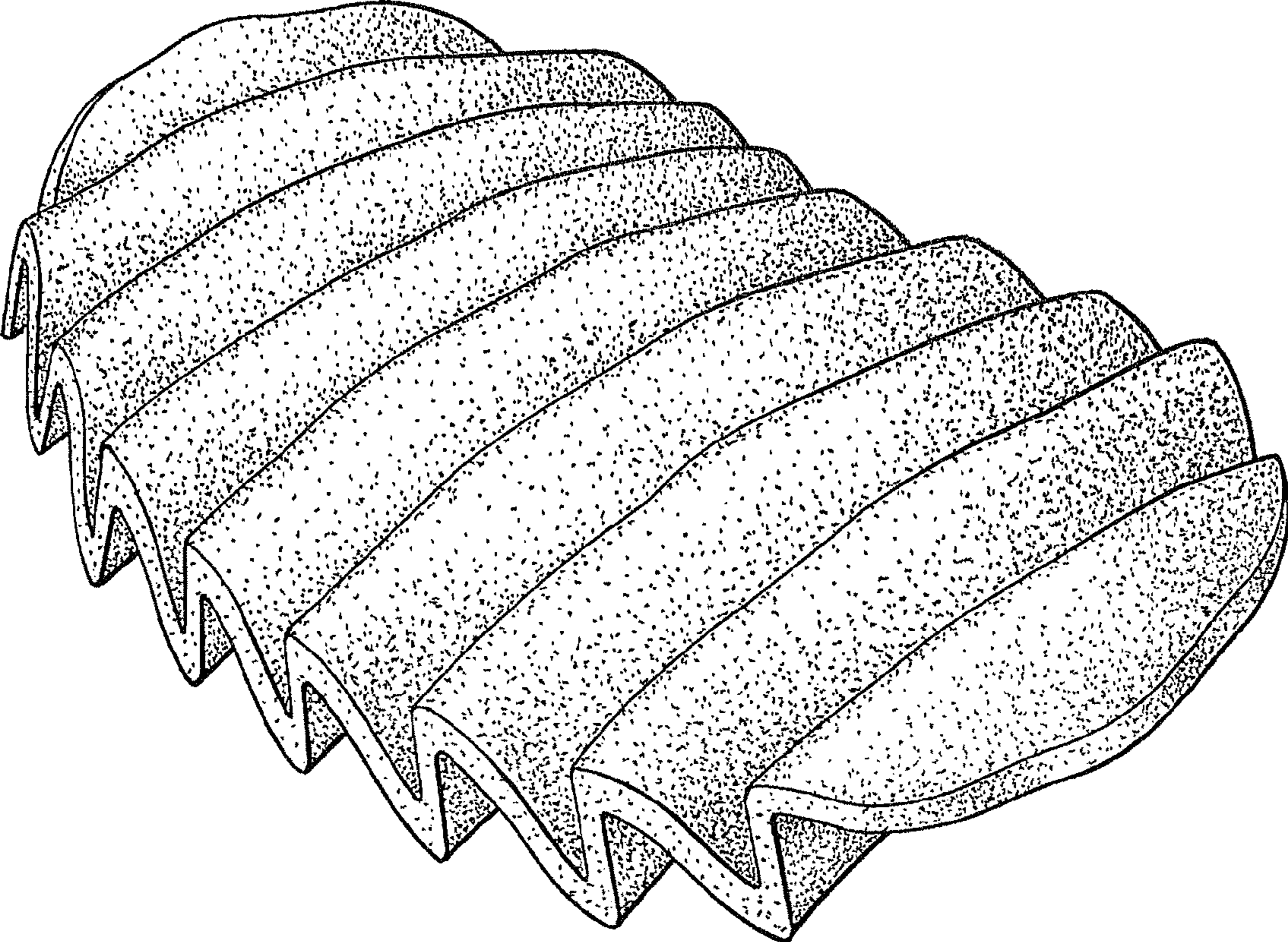


FIGURE 1

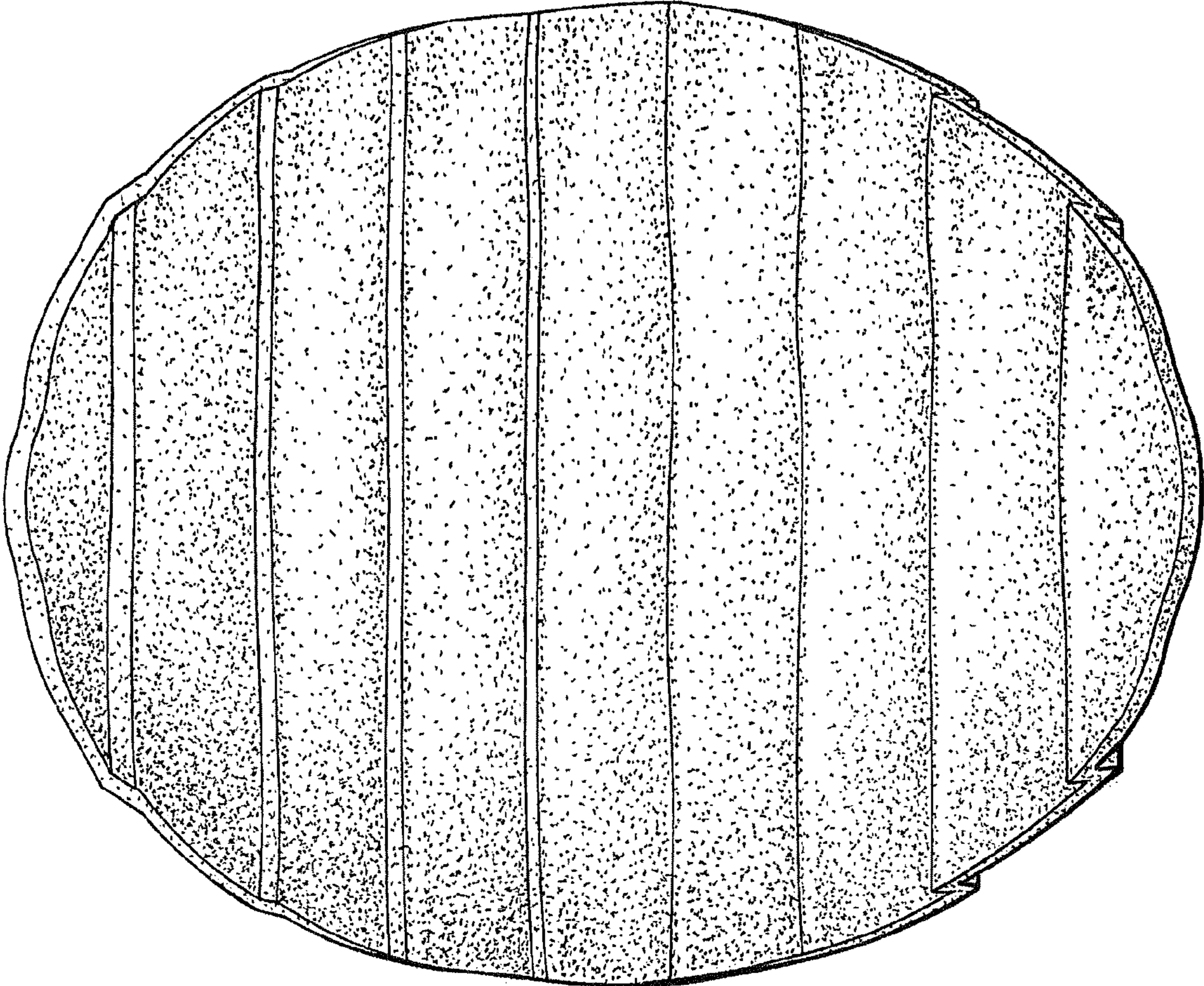


FIGURE 2

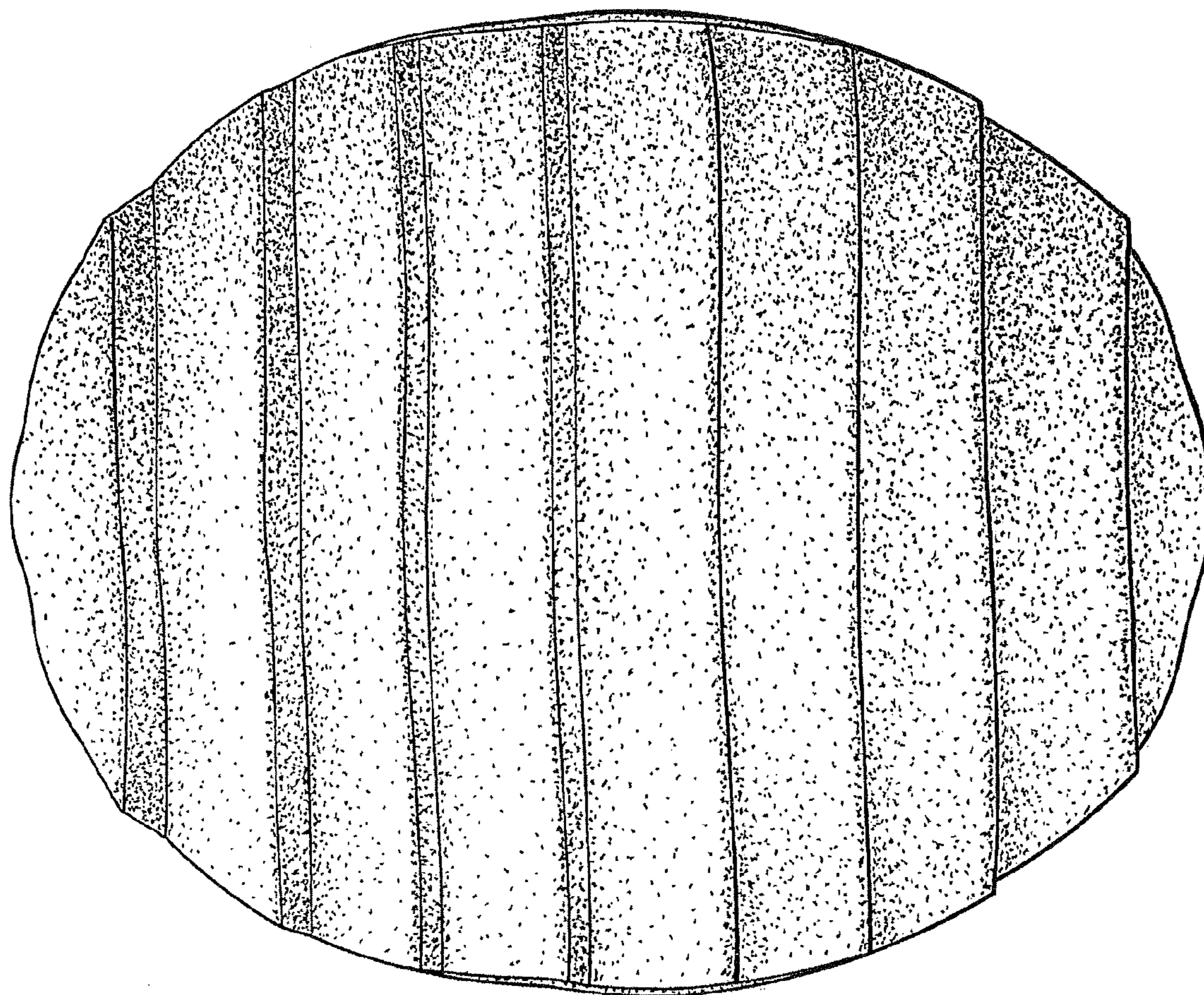


FIGURE 3




FIGURE 4




FIGURE 5

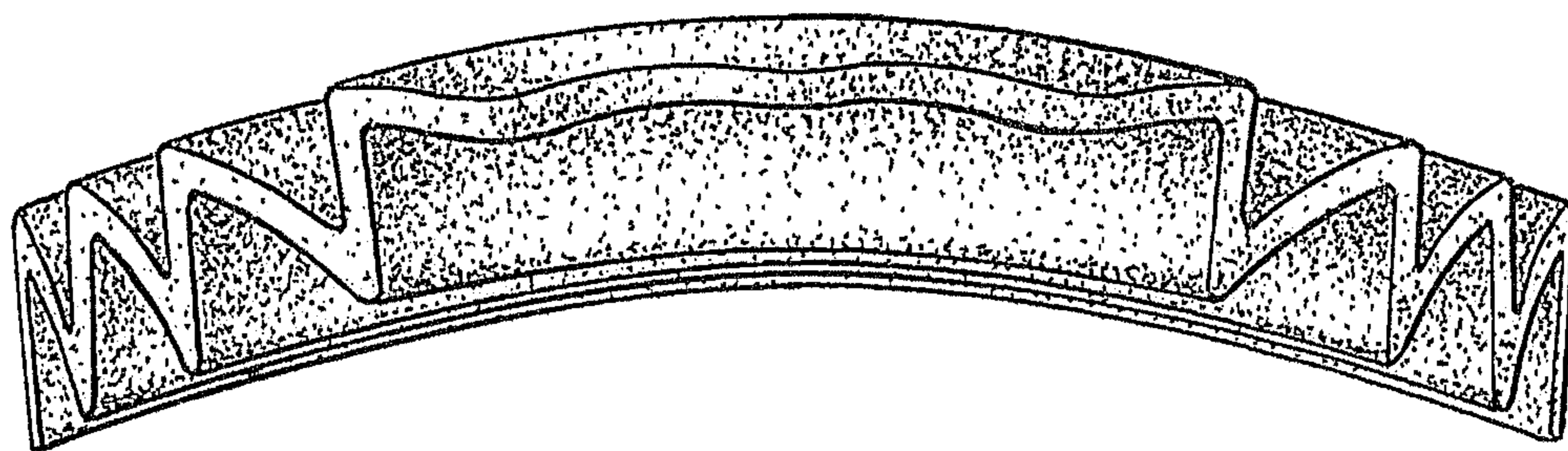


FIGURE 6

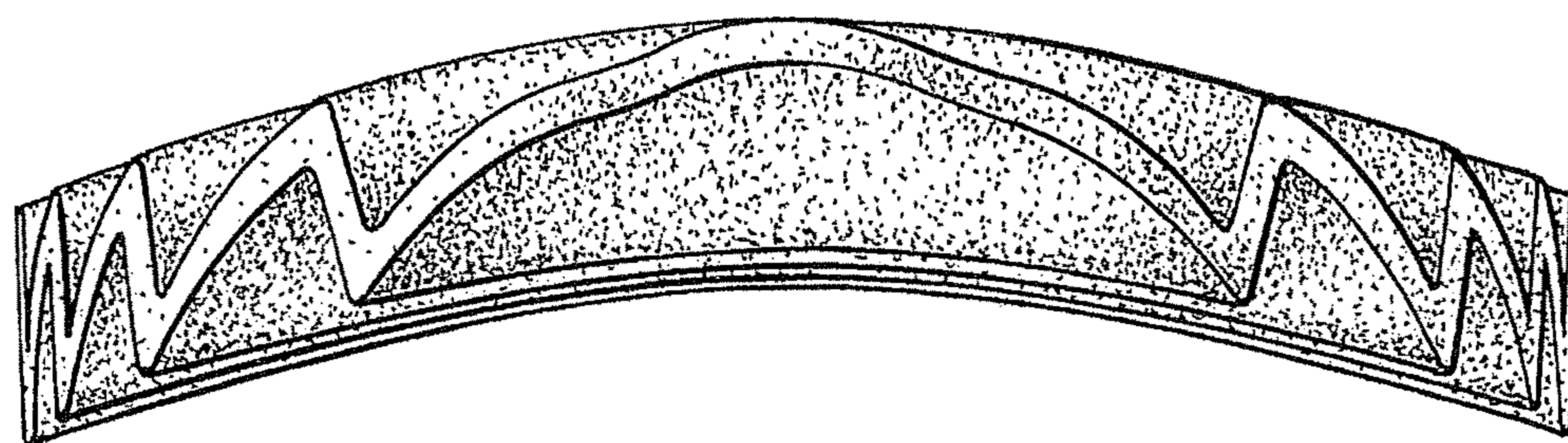


FIGURE 7