



US00D731741S

(12) **United States Design Patent**
Brown et al.

(10) **Patent No.:** **US D731,741 S**
(45) **Date of Patent:** **** Jun. 16, 2015**

(54) **FILLED CRACKER PRODUCT**

(71) Applicant: **Frito-Lay North America, Inc.**, Plano, TX (US)

(72) Inventors: **Martha Jo Meadows Brown**, Grapevine, TX (US); **Susan Patricia Licker**, McKinney, TX (US); **Jose Michel Nader**, Dallas, TX (US); **Shalaka Narwankar**, Plano, TX (US); **Thomas Stingelin**, Plano, TX (US)

(73) Assignee: **FRITO-LAY NORTH AMERICA, INC.**, Plano, TX (US)

(**) Term: **14 Years**

(21) Appl. No.: **29/471,577**

(22) Filed: **Nov. 1, 2013**

(51) **LOC (10) Cl.** **01-01**

(52) **U.S. Cl.**
USPC **D1/128**

(58) **Field of Classification Search**

USPC D1/100–130, 199; 426/5, 76, 87, 92, 426/94, 95, 99, 101, 103, 104, 108, 426/138–139, 143, 144, 279, 282, 283, 391, 426/514, 549, 559, 560, 660, 808; D21/386, 803; D25/138; D7/359; D6/597, 601; 119/710

CPC A23L 1/1641; A23L 1/005; A23G 3/54; A23G 3/50; A21D 13/0025; A21D 13/0029

See application file for complete search history.

(56) **References Cited**

U.S. PATENT DOCUMENTS

D47,083 S * 3/1915 Swaab, Jr. D1/127
D315,241 S * 3/1991 Constance D1/128

(Continued)

OTHER PUBLICATIONS

Double Decker Grilled Cheese Sandwich Oct. 20, 2002. [online.] [retrieved on Mar. 16, 2015]. Retrieved from internet <URL: http://www.kraftrecipes.com/recipes/double-decker-grilled-cheese-sandwich-57678.aspx>.*

(Continued)

Primary Examiner — Deanna L Pratt

Assistant Examiner — Katie Mroczka

(74) *Attorney, Agent, or Firm* — Colin P. Cahoon; Carstens & Cahoon, LLP

(57) **CLAIM**

The ornamental design for a filled cracker product, as shown and described.

DESCRIPTION

FIG. 1 is a perspective view of the filled cracker product according to a first embodiment;

FIG. 2 is a front view of the filled cracker product according to a first embodiment;

FIG. 3 is a back view of the filled cracker product according to a first embodiment;

FIG. 4 is a left side view of the filled cracker product according to a first embodiment;

FIG. 5 is a right side view of the filled cracker product according to a first embodiment;

FIG. 6 is a top view of the filled cracker product according to a first embodiment;

FIG. 7 is a bottom view of the filled cracker product according to a first embodiment;

FIG. 8 is a perspective view of the filled cracker product according to a second embodiment;

FIG. 9 is a front view of the filled cracker product according to a second embodiment;

FIG. 10 is a back view of the filled cracker product according to a second embodiment;

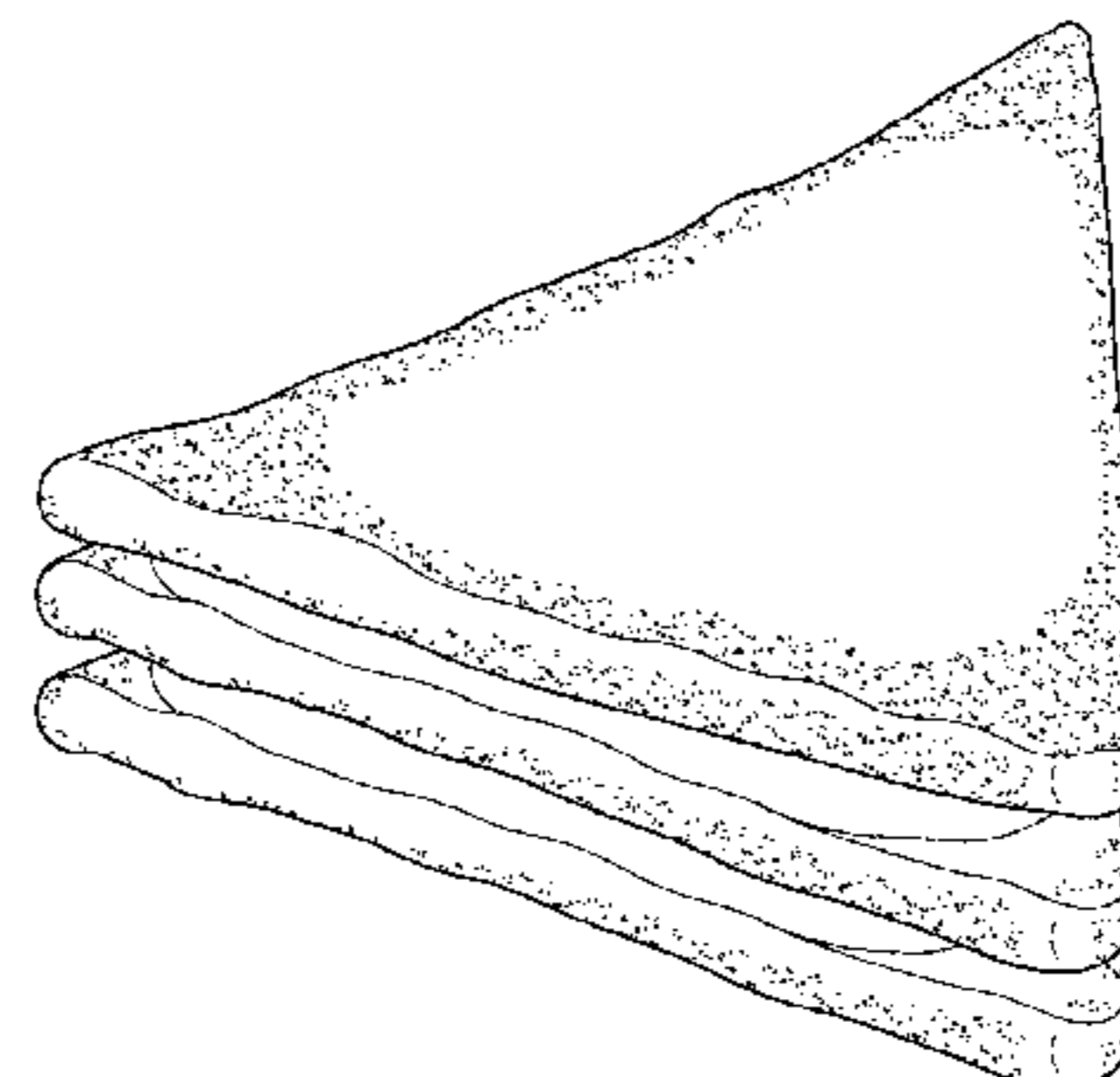
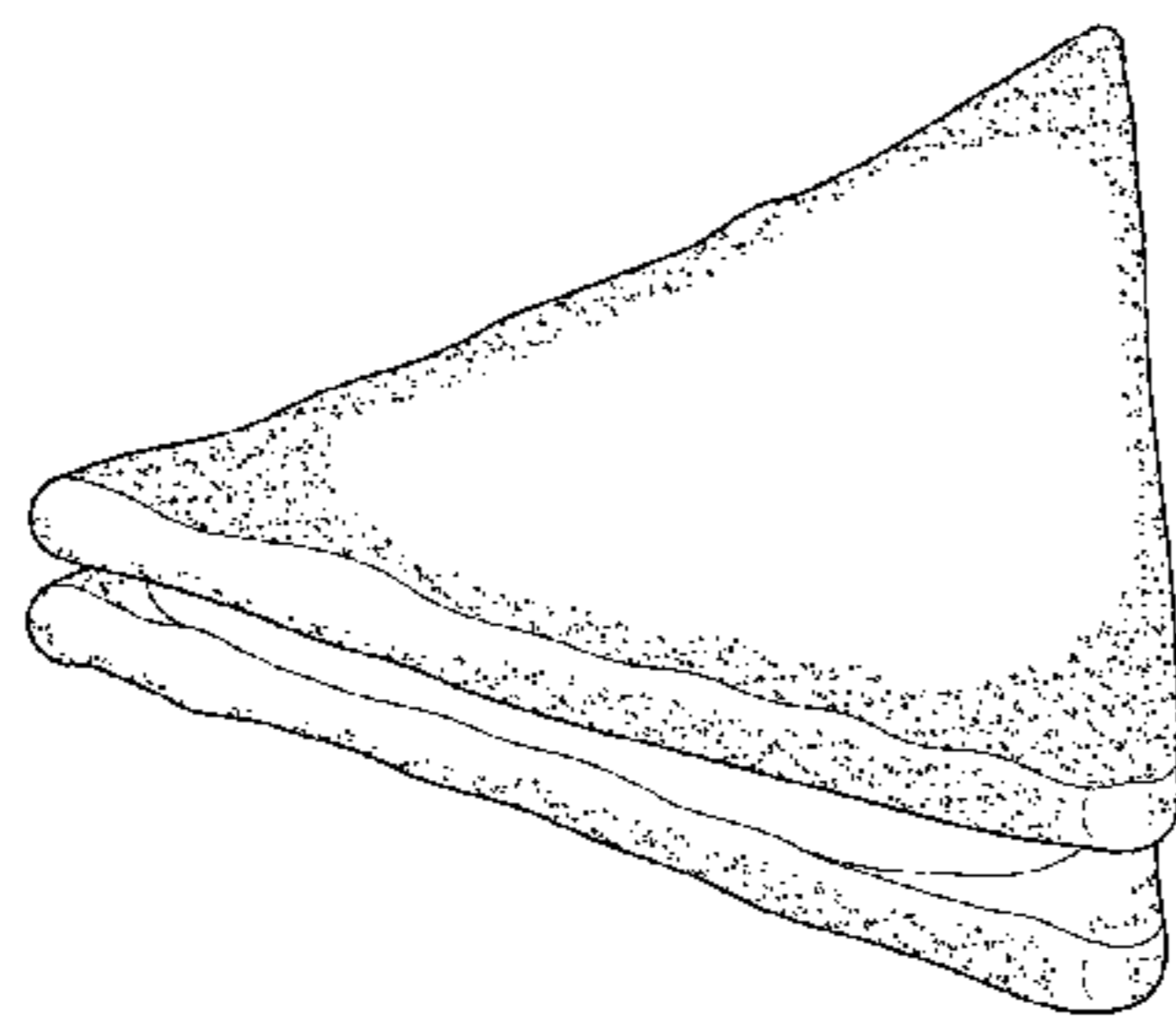
FIG. 11 is a left side view of the filled cracker product according to a second embodiment;

FIG. 12 is a right side view of the filled cracker product according to a second embodiment;

FIG. 13 is a top view of the filled cracker product according to a second embodiment; and,

FIG. 14 is a bottom view of the filled cracker product according to a second embodiment.

1 Claim, 4 Drawing Sheets



(56)

References Cited

U.S. PATENT DOCUMENTS

D323,233 S * 1/1992 Duffy D1/125
D334,645 S * 4/1993 Kennedy D1/127
D340,121 S * 10/1993 Russell D1/199
5,257,783 A * 11/1993 Callaghan 473/588
D445,992 S * 8/2001 Reinhart et al. D1/128
6,491,959 B1 * 12/2002 Chiang et al. 426/560
D488,282 S * 4/2004 Barry et al. D1/123
D490,586 S * 6/2004 Lauen et al. D1/102
D493,271 S * 7/2004 Bhaskar et al. D1/123
D497,238 S * 10/2004 Maniak D1/129
D533,981 S * 12/2006 Bond D1/121

D538,357 S * 3/2007 Salmon D21/505
D599,077 S * 9/2009 Garcia Aleman et al. D1/128
D632,456 S * 2/2011 Roskam D1/129
D678,656 S * 3/2013 Gottardi B. Maia D1/199
D688,029 S * 8/2013 Schulok et al. D1/128
2004/0005392 A1 * 1/2004 Filipi et al. 426/282

OTHER PUBLICATIONS

Peanut Butter Ice Cream Triangle Aug. 18, 2007. [online.] [retrieved on Mar. 16, 2015]. Retrieved from internet <URL: <http://recipes.howstuffworks.com/peanut-butter-ice-cream-triangles-recipe.htm>>.*

* cited by examiner

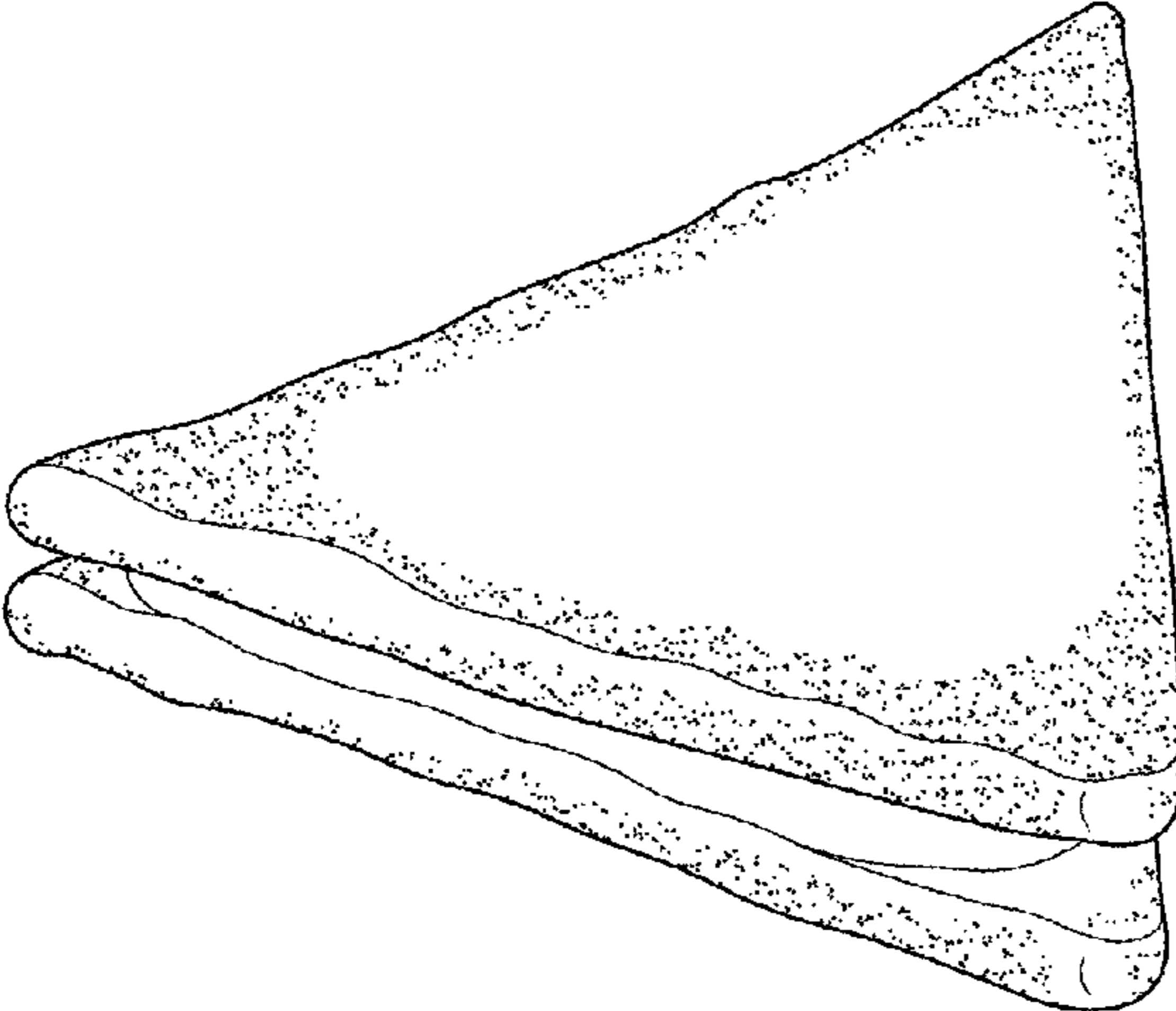


FIG. 1

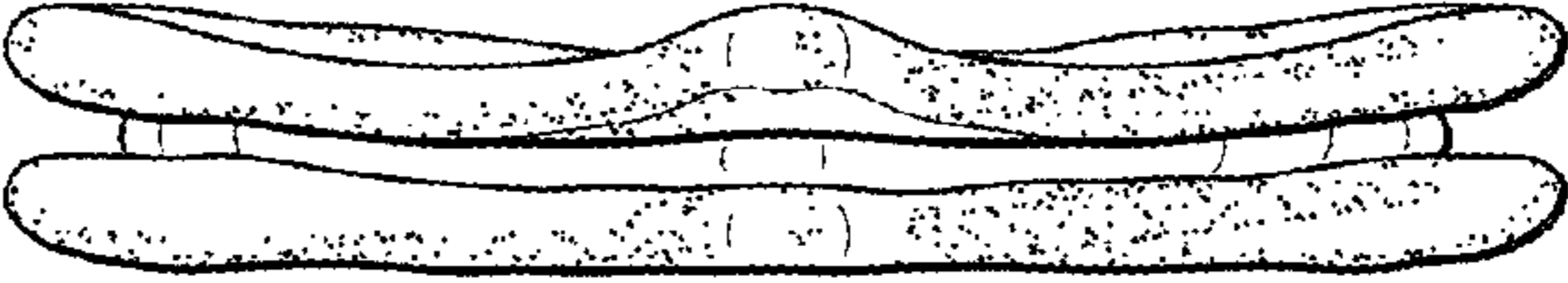


FIG. 2



FIG. 3

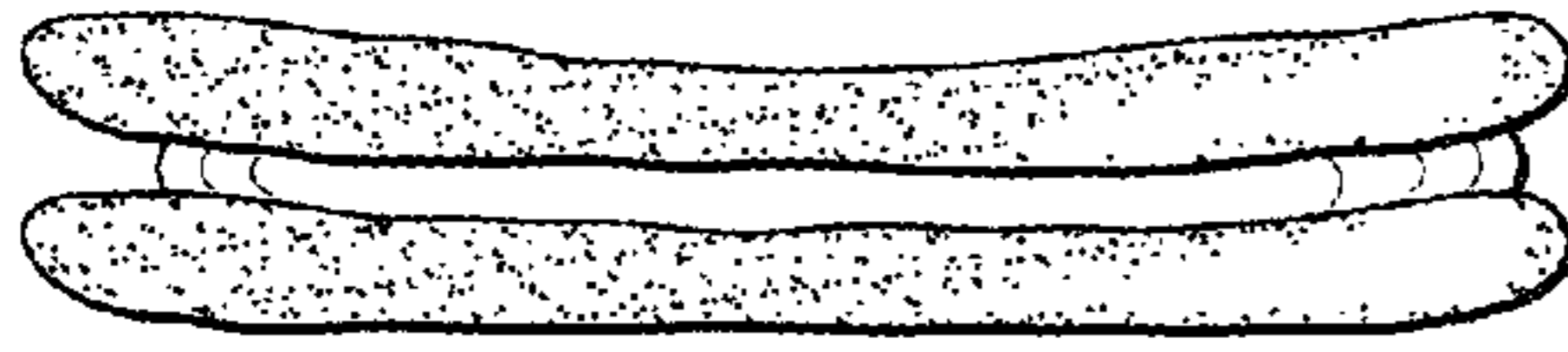


FIG. 4




FIG. 5

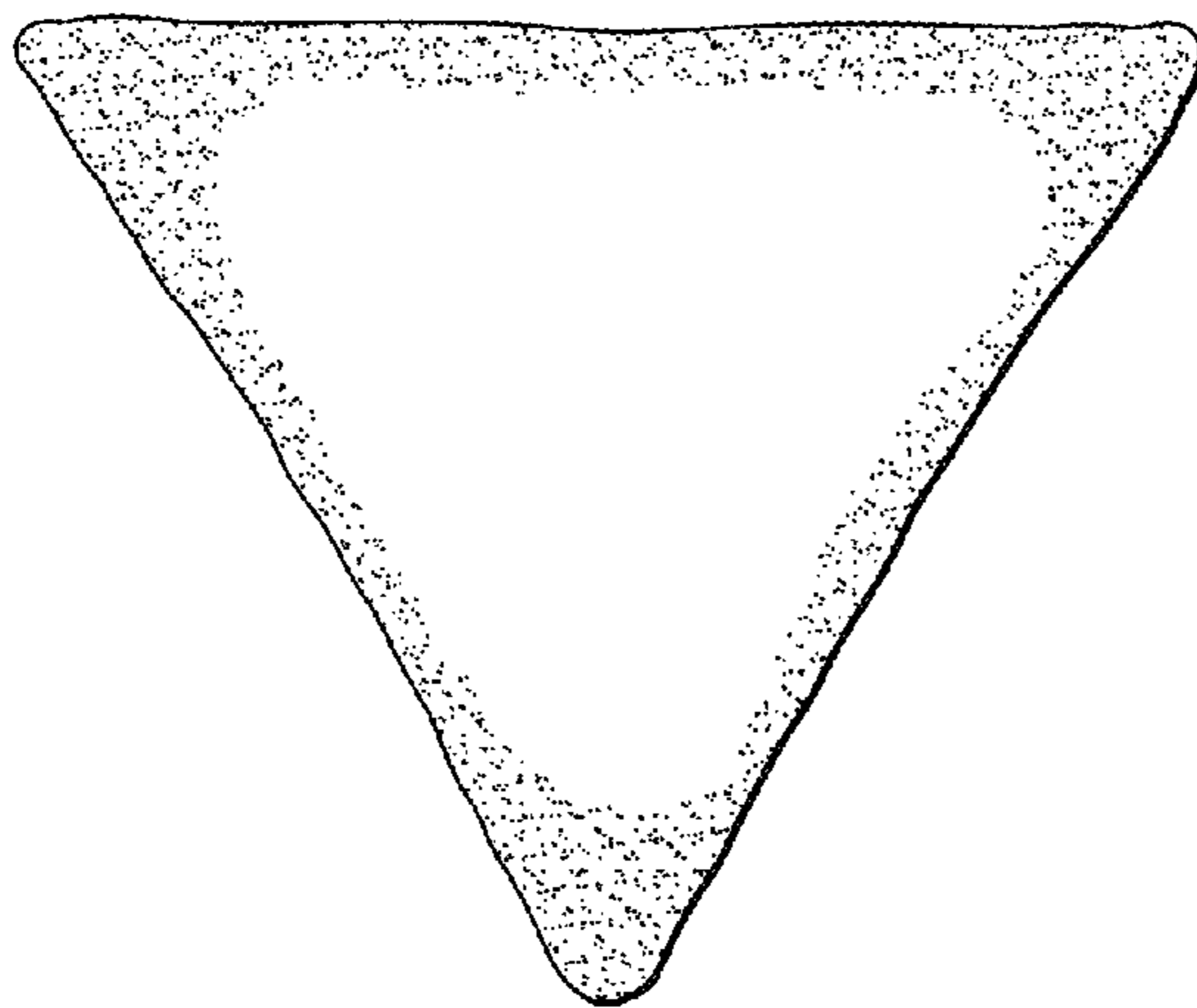


FIG. 6

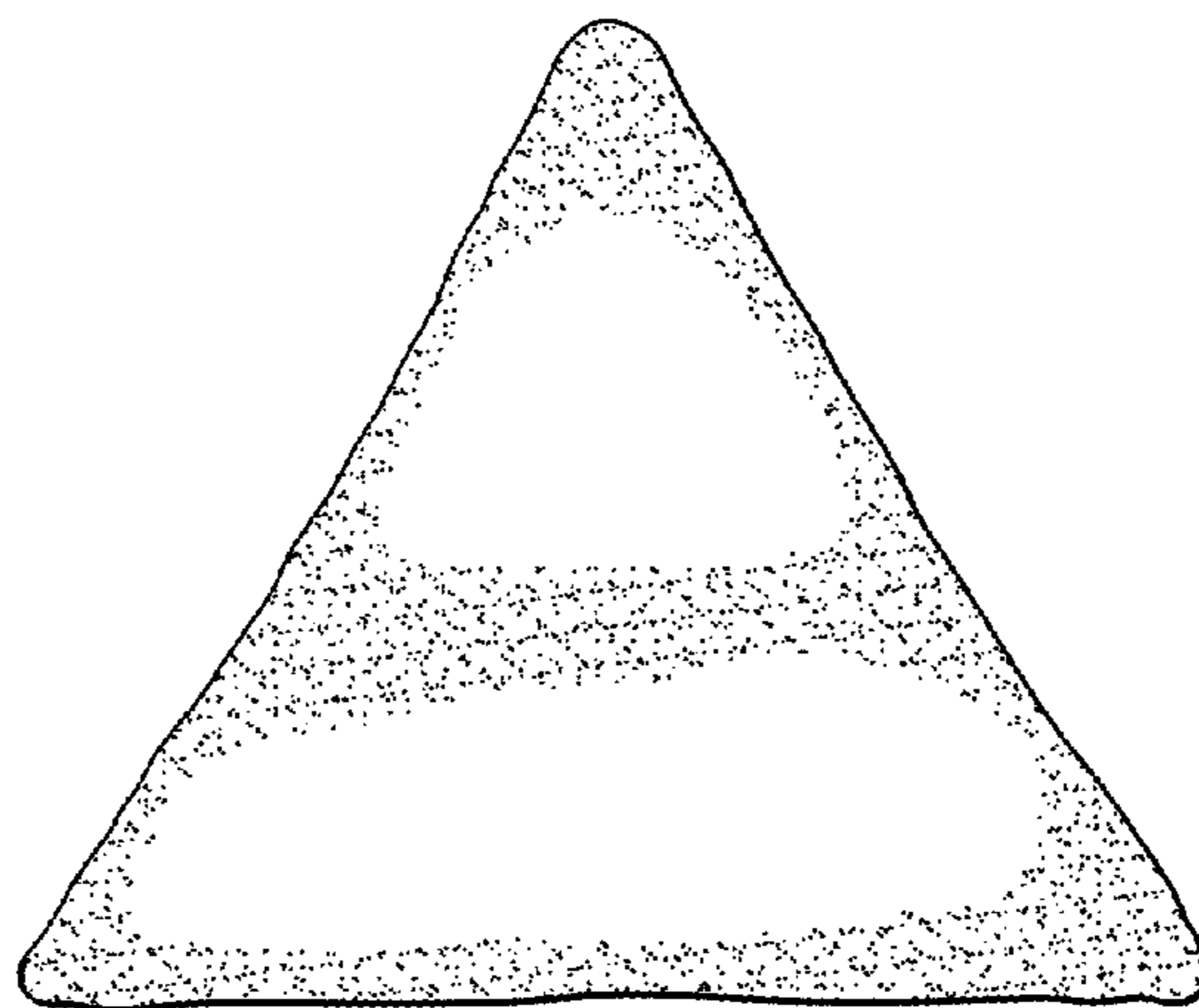


FIG. 7

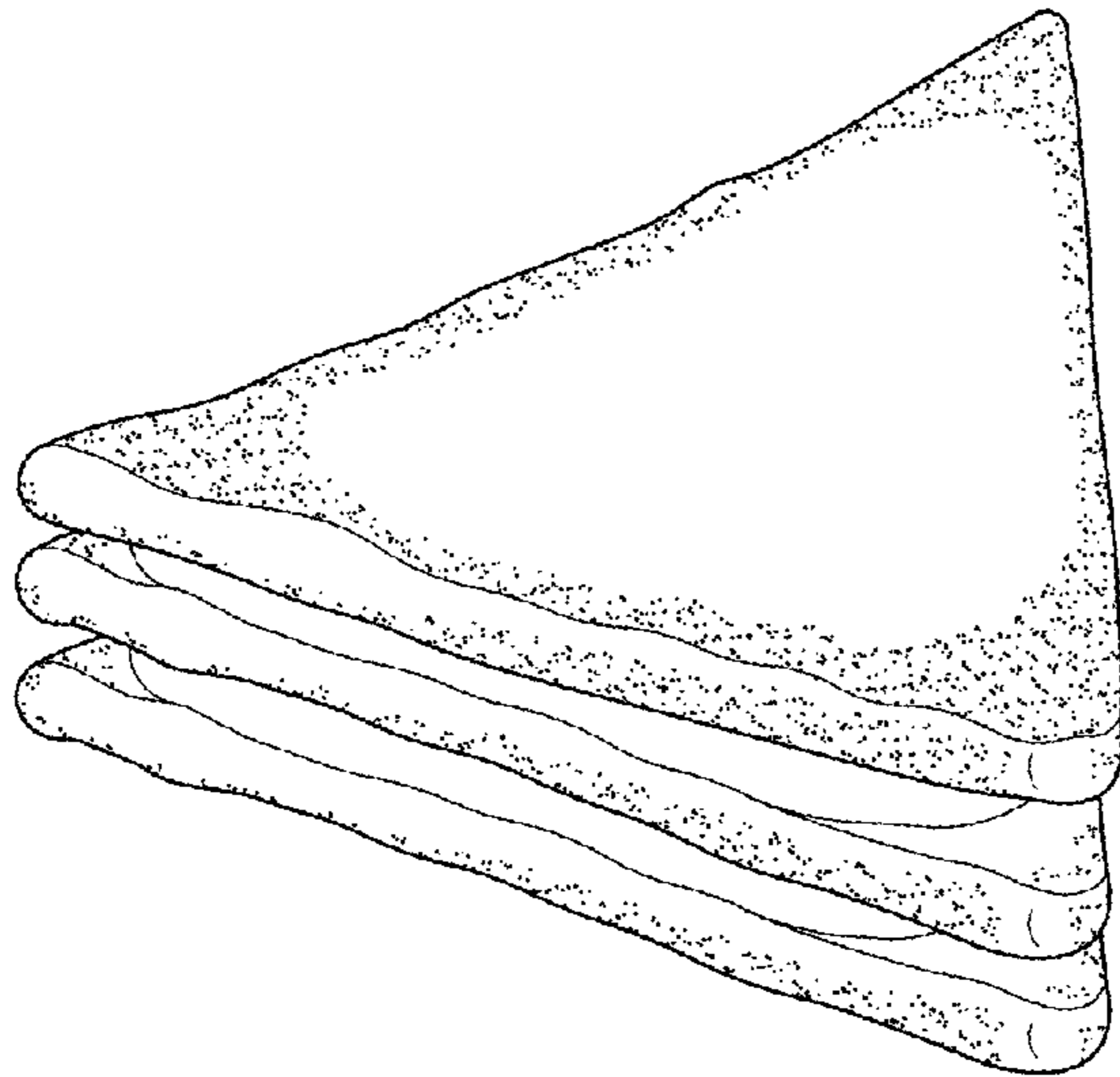


FIG. 8

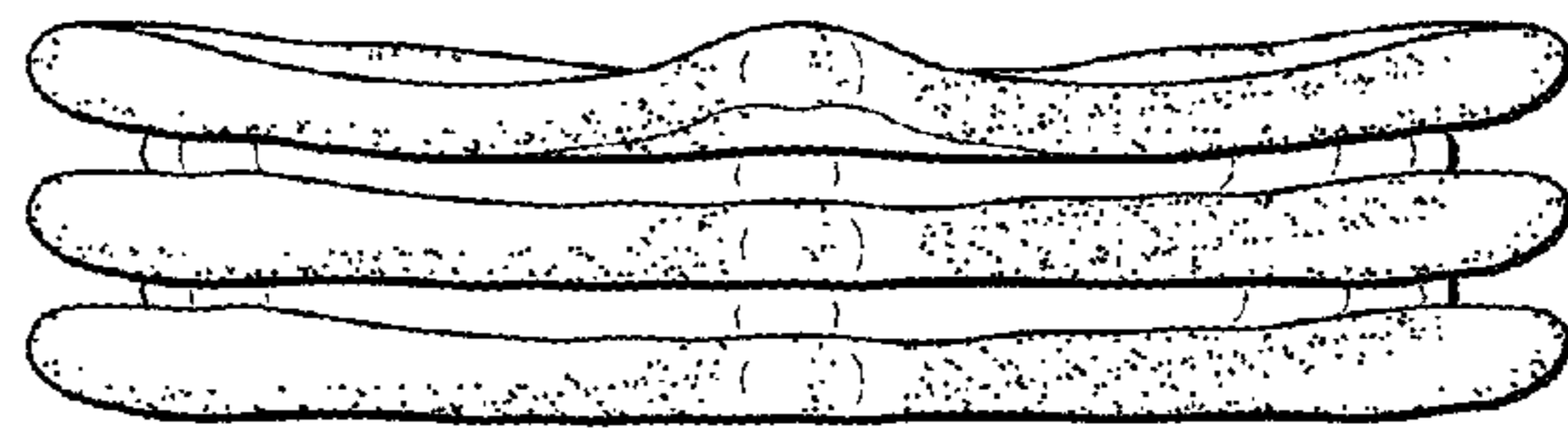


FIG. 9



FIG. 10

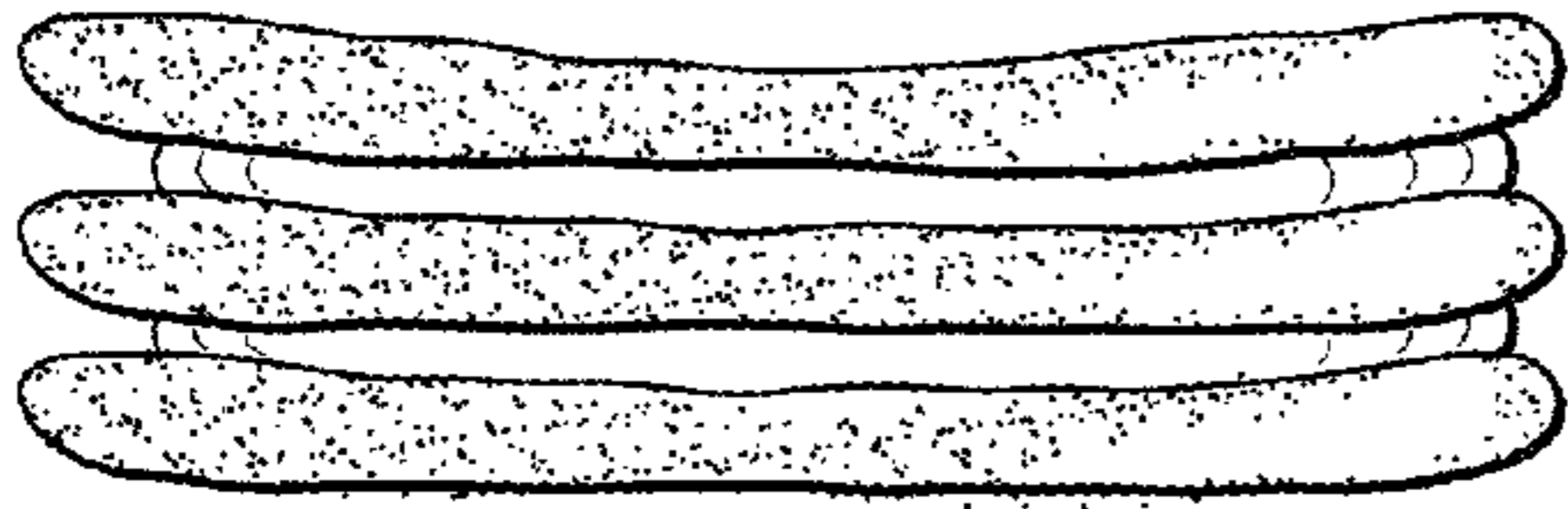


FIG. 11



FIG. 12

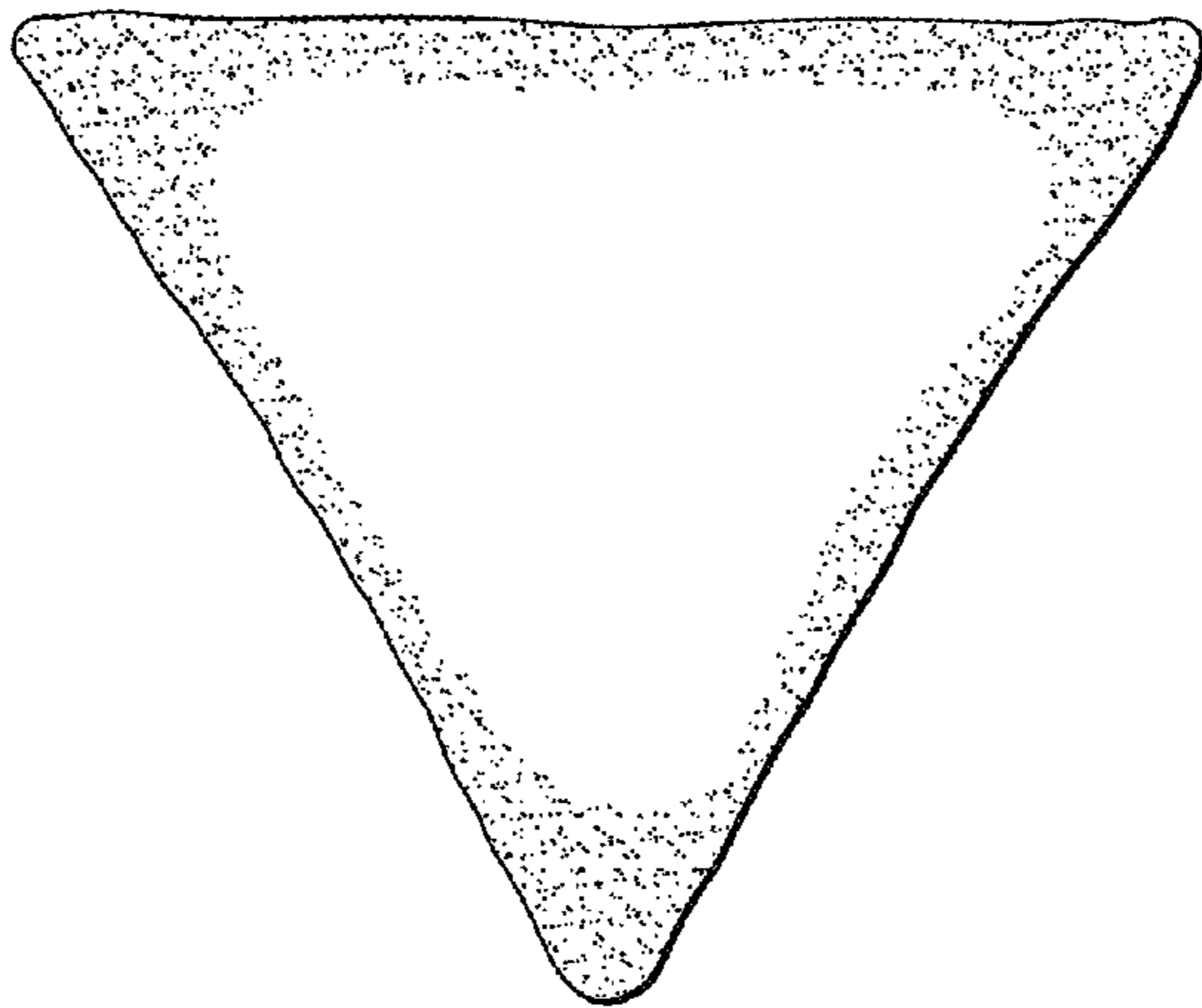


FIG. 13

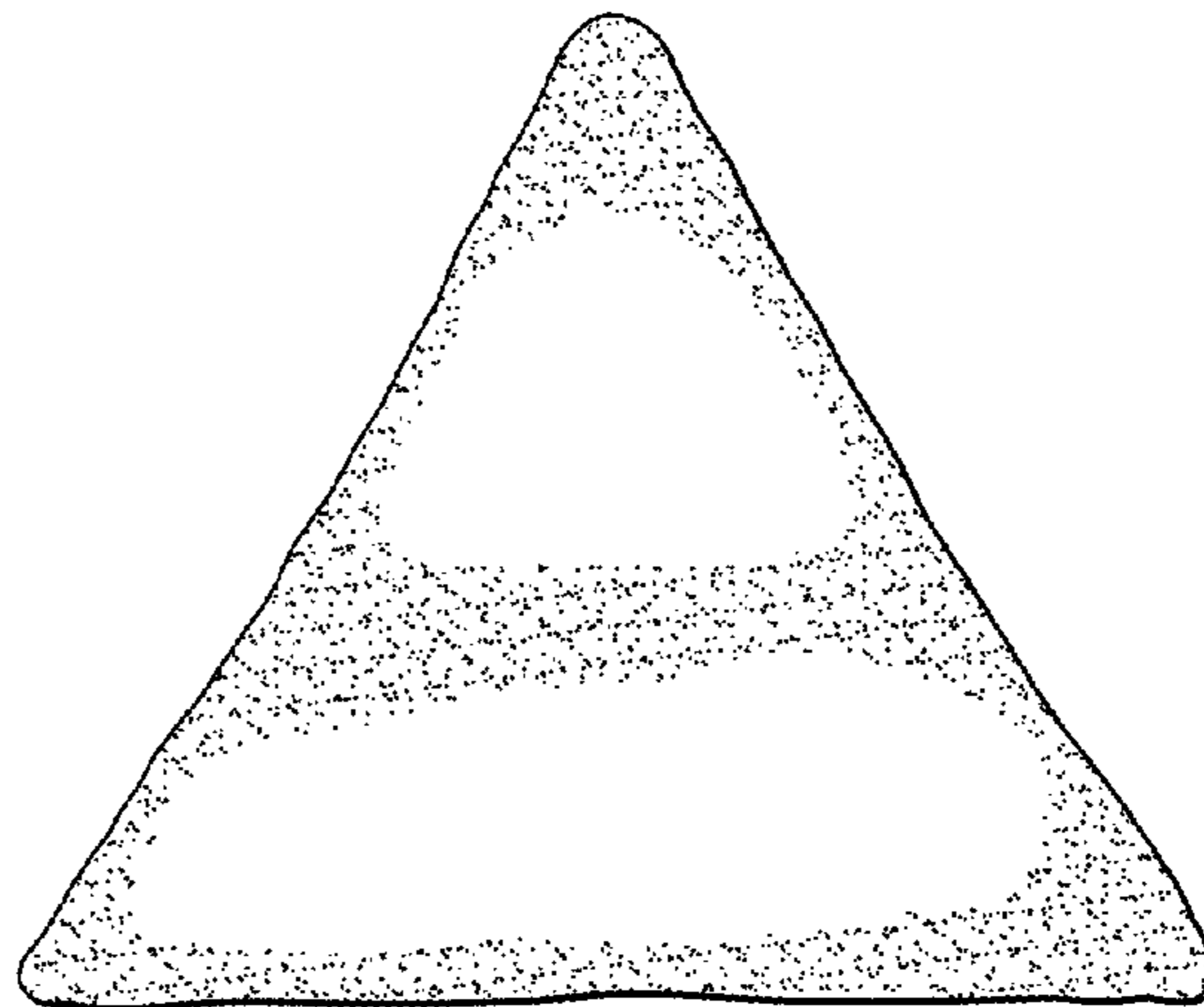


FIG. 14