



US00D731712S

(12) **United States Design Patent**
Hernandez

(10) **Patent No.:** **US D731,712 S**
(45) **Date of Patent:** **** Jun. 9, 2015**

(54) **TALON GLOVE**

(71) Applicant: **Talon Athletics Inc.**, Garrison, NY (US)

(72) Inventor: **Raul Hernandez**, New York, NY (US)

(**) Term: **14 Years**

(21) Appl. No.: **29/446,591**

(22) Filed: **Feb. 26, 2013**

(51) **LOC (10) Cl.** **02-06**

(52) **U.S. Cl.**

USPC **D29/117.1**; D2/619

(58) **Field of Classification Search**

USPC D2/610, 614, 615, 616, 617, 618, 619,
D2/620, 621, 622, 623; D3/226; D20/33;
D21/807; D29/113, 114, 115, 116.2,
D29/117.1, 117.2, 120.1, 123; D30/158;
D32/40, 41, 42, 43; 2/161.1, 161.2,
2/161.3, 161.4, 161.5, 161.6, 161.7,
2/161.8, 167, 917; 15/227

CPC A41D 19/01523; A41D 19/01505;
A41D 19/01517; A41D 19/01547; A41D
19/01552; A41D 19/01558; A41D 19/01564;
A41D 19/01576; A41D 19/0006; A41D
19/0013; A41D 19/0017; A41D 19/002;
A41D 19/0024; A41D 19/0044; A41D 13/08;
A41D 19/0051; A41D 19/0058; A63B 71/146;
A46B 5/04; A47L 13/18

See application file for complete search history.

(56) **References Cited**

U.S. PATENT DOCUMENTS

4,149,601 A * 4/1979 Taylor 172/370
D299,564 S * 1/1989 Pierce, Jr. D29/117.1

D323,910 S * 2/1992 Pierce, Jr. D29/113
D328,369 S * 7/1992 Hong D29/117.1
D347,658 S * 6/1994 Scapillato D20/29
D378,869 S * 4/1997 Mikell D2/615
D397,740 S * 9/1998 Georgevich D21/400
6,061,830 A * 5/2000 Geller 2/69
D513,827 S * 1/2006 Ward D2/619
D604,027 S * 11/2009 Kleinert D2/617
D619,305 S * 7/2010 Fitzgerald et al. D29/113
D628,359 S * 12/2010 Bengyak D2/619
D648,490 S * 11/2011 Choi et al. D29/117.2
D649,327 S * 11/2011 Pavone D2/617
8,370,966 B2 * 2/2013 Hendon et al. 2/160
D690,884 S * 10/2013 Li D29/117.2
8,856,966 B2 * 10/2014 Doty 2/160
2007/0083968 A1 * 4/2007 Stokes 2/16
2013/0067638 A1 * 3/2013 Patkov 2/168
2013/0291281 A1 * 11/2013 Lee et al. 2/160

* cited by examiner

Primary Examiner — Karen E Eldridge Powers

(74) *Attorney, Agent, or Firm* — Michael J. Feigin, Esq.;
Feigin & Associates, LLC

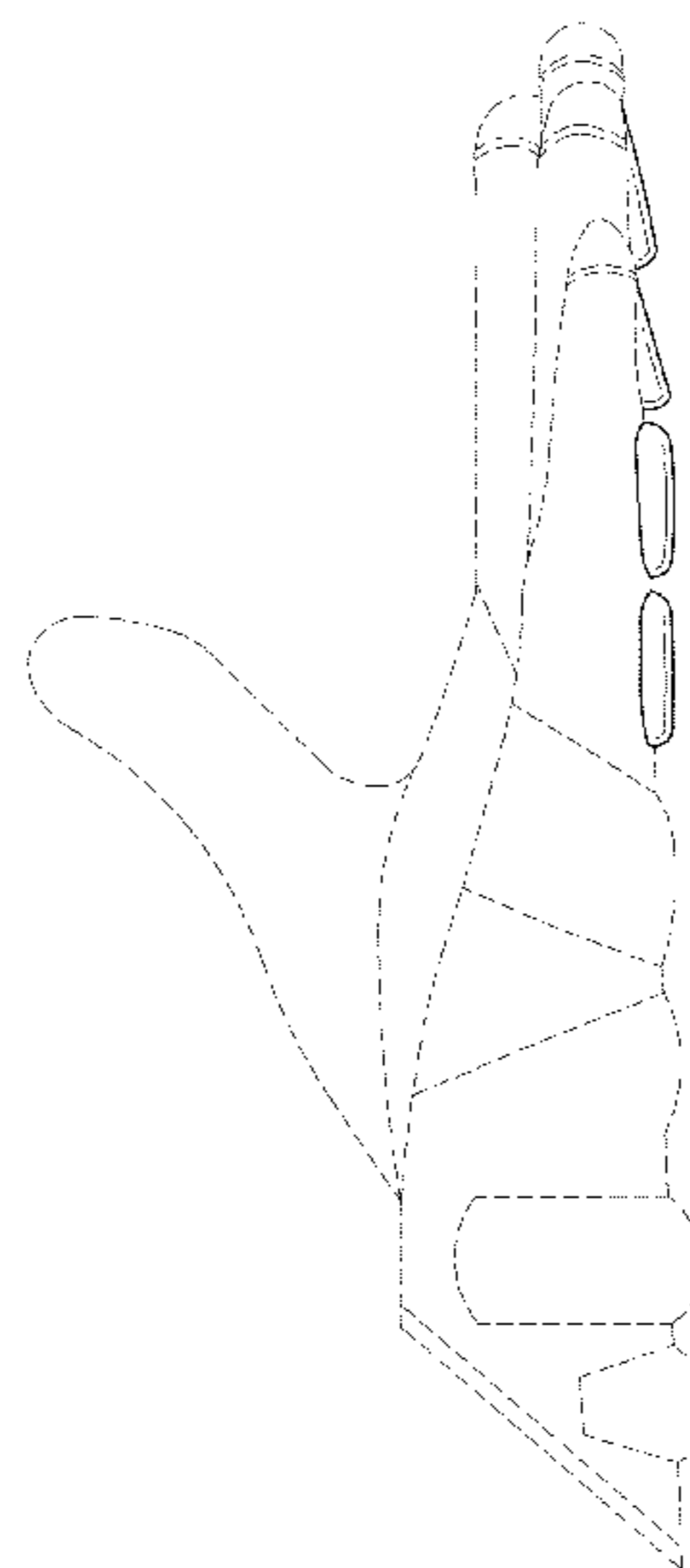
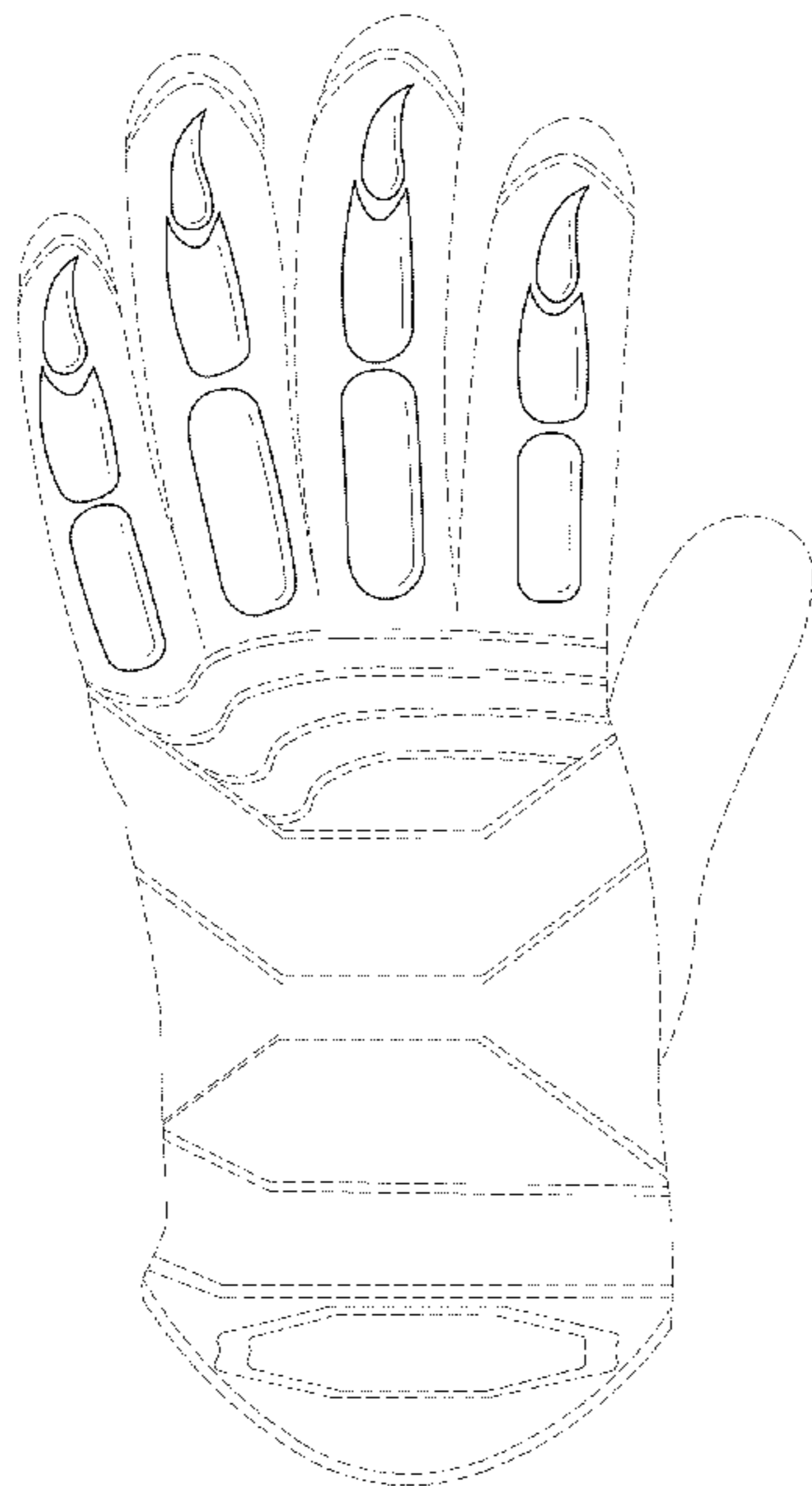
(57) **CLAIM**

The talon glove, as shown and described.

DESCRIPTION

FIG. 1 shows a back perspective view of the talon glove.
FIG. 2 shows a front perspective view of the talon glove.
FIG. 3 shows a back plan view of the talon glove.
FIG. 4 shows a front plan view of the talon glove.
FIG. 5 shows a first side view of the talon glove.
FIG. 6 shows a second side view of the talon glove, opposite
the first side; and,
FIG. 7 shows an end view of the talon glove.
The features of the glove shown in broken lines form no part
of the claimed design.

1 Claim, 7 Drawing Sheets



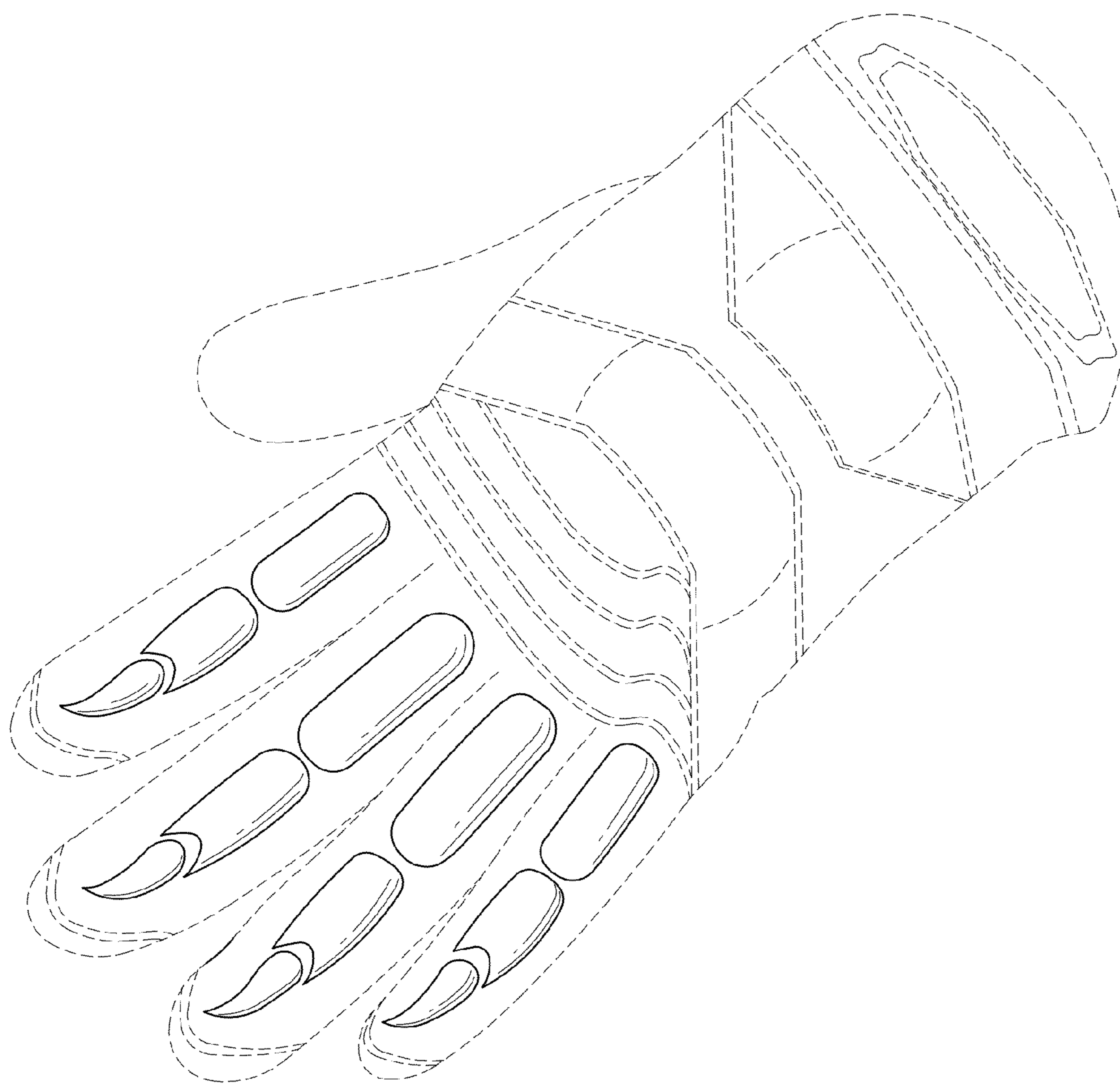


FIG. 1




FIG. 2

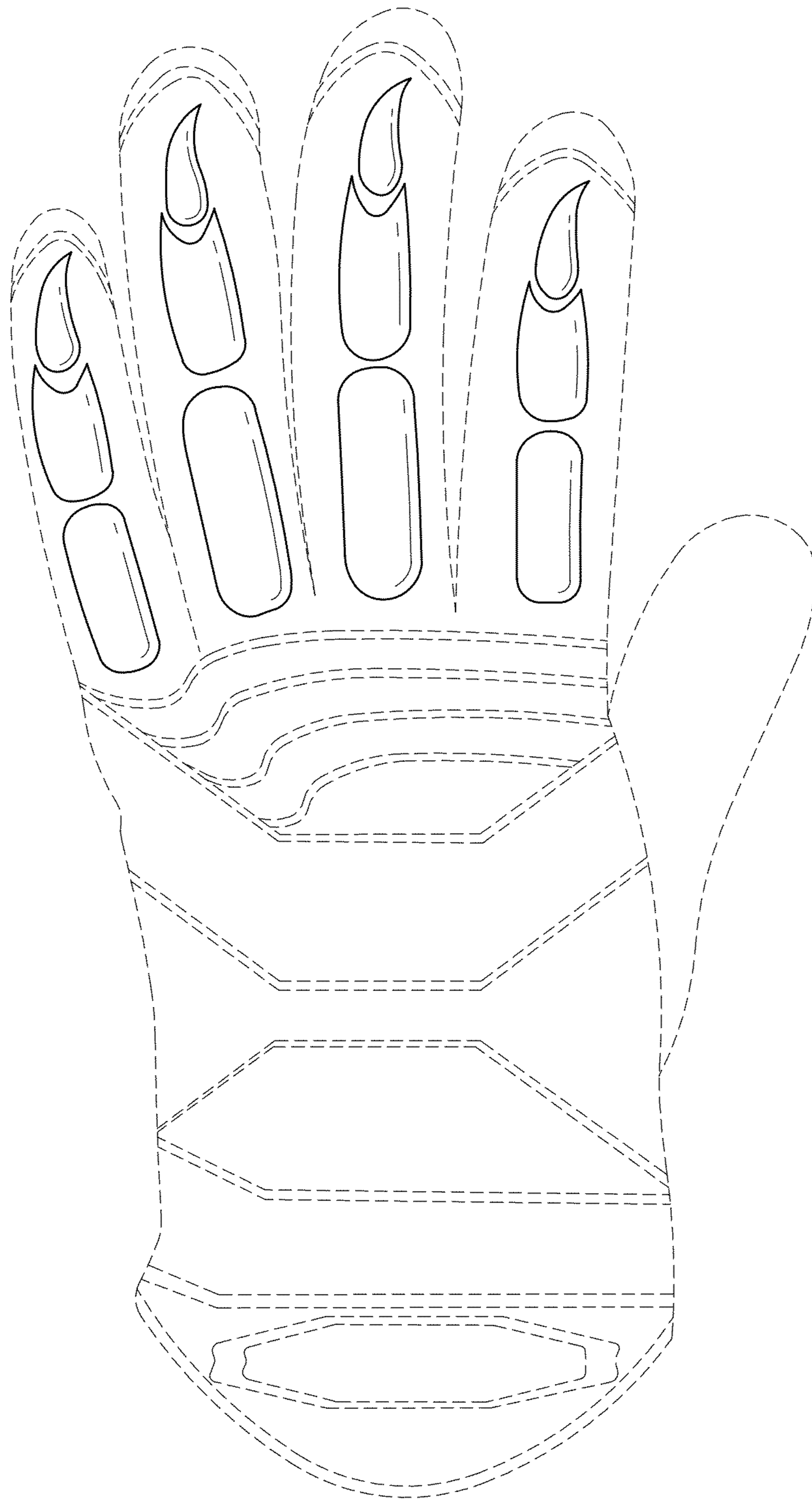


FIG. 3

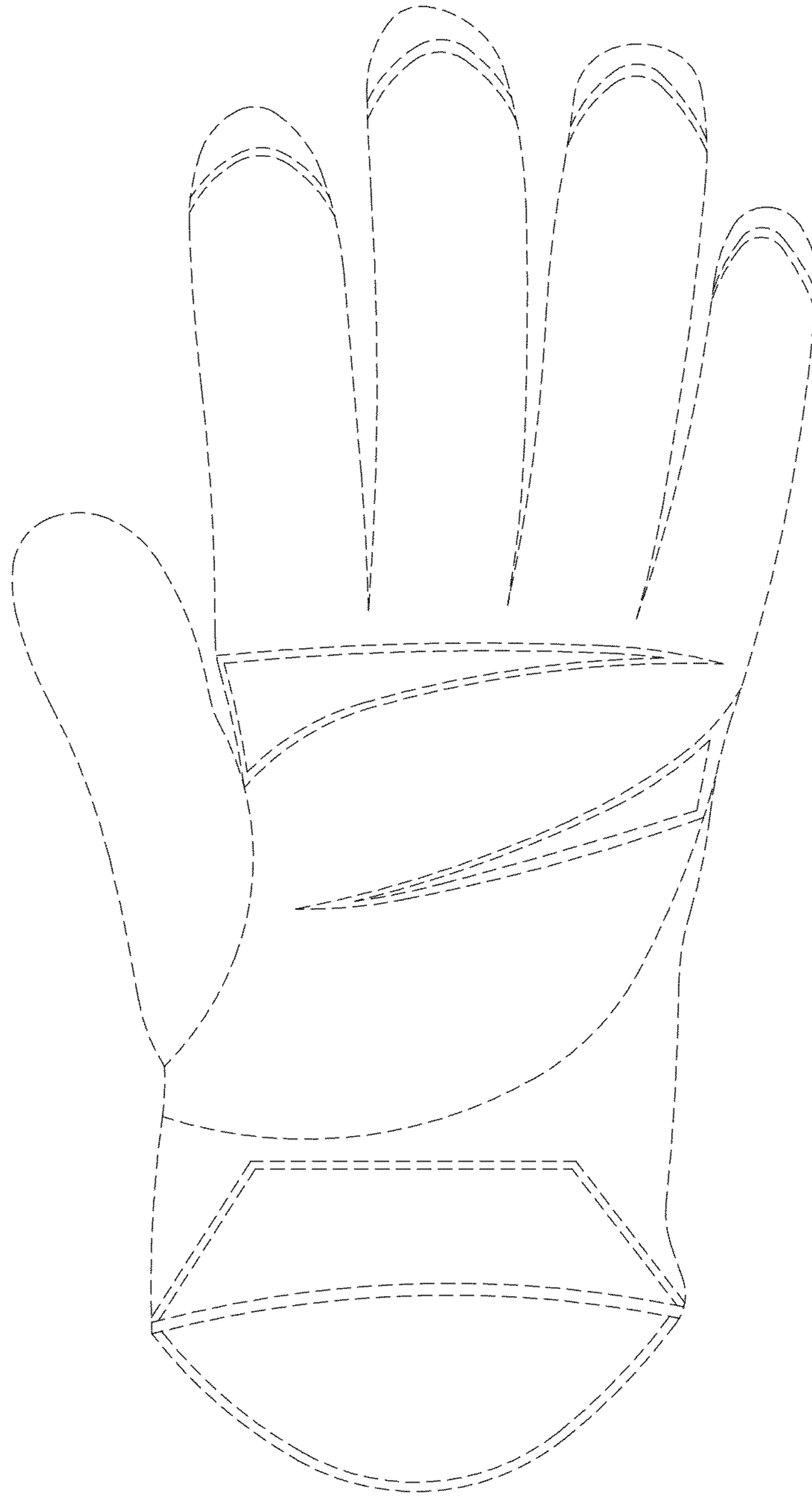


FIG. 4

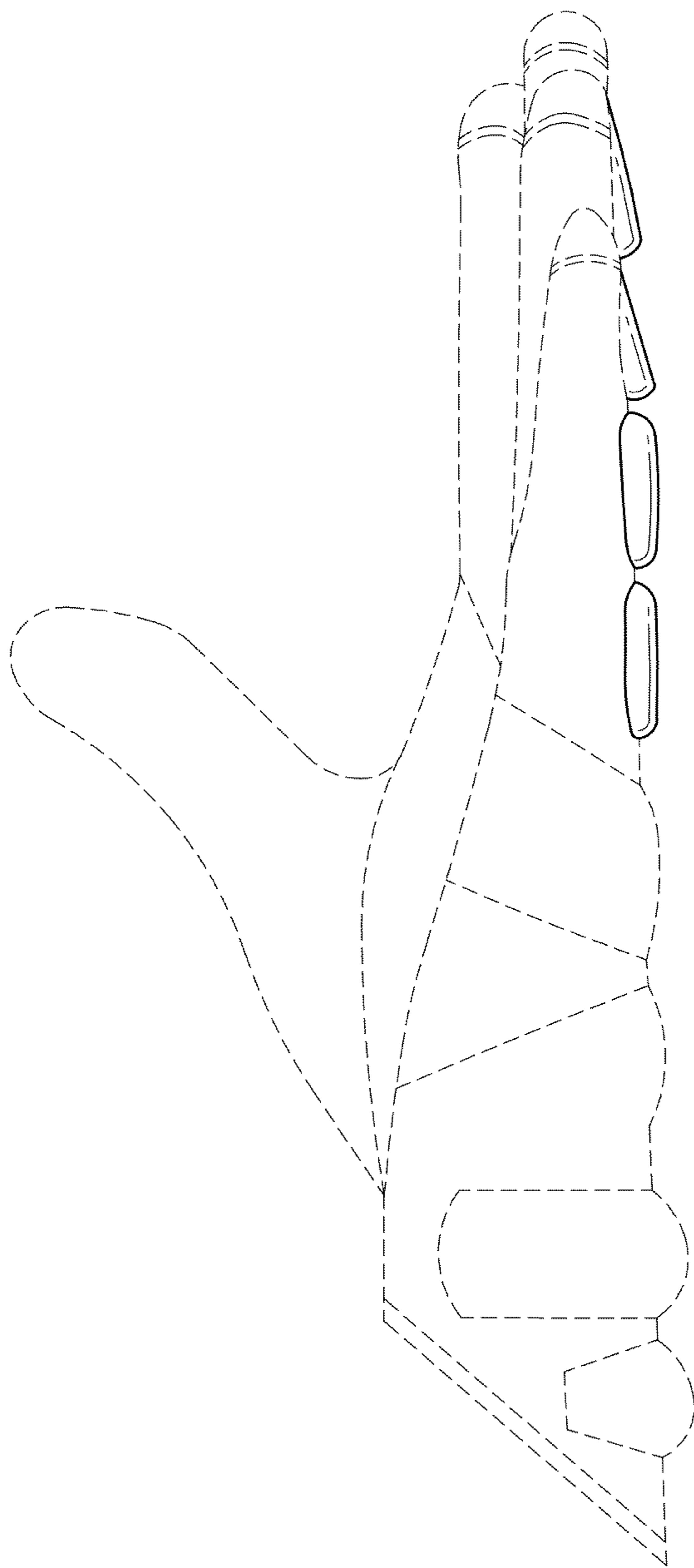


FIG. 5

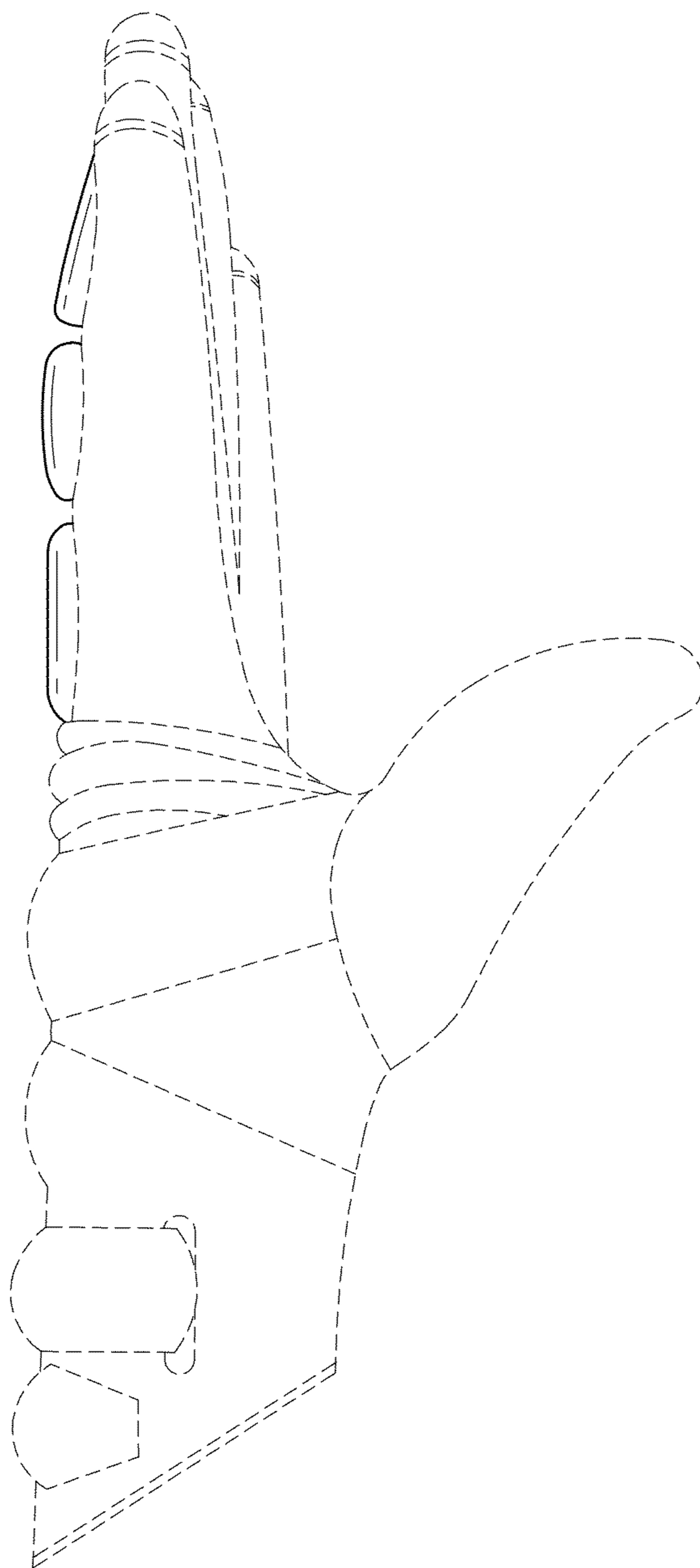


FIG. 6

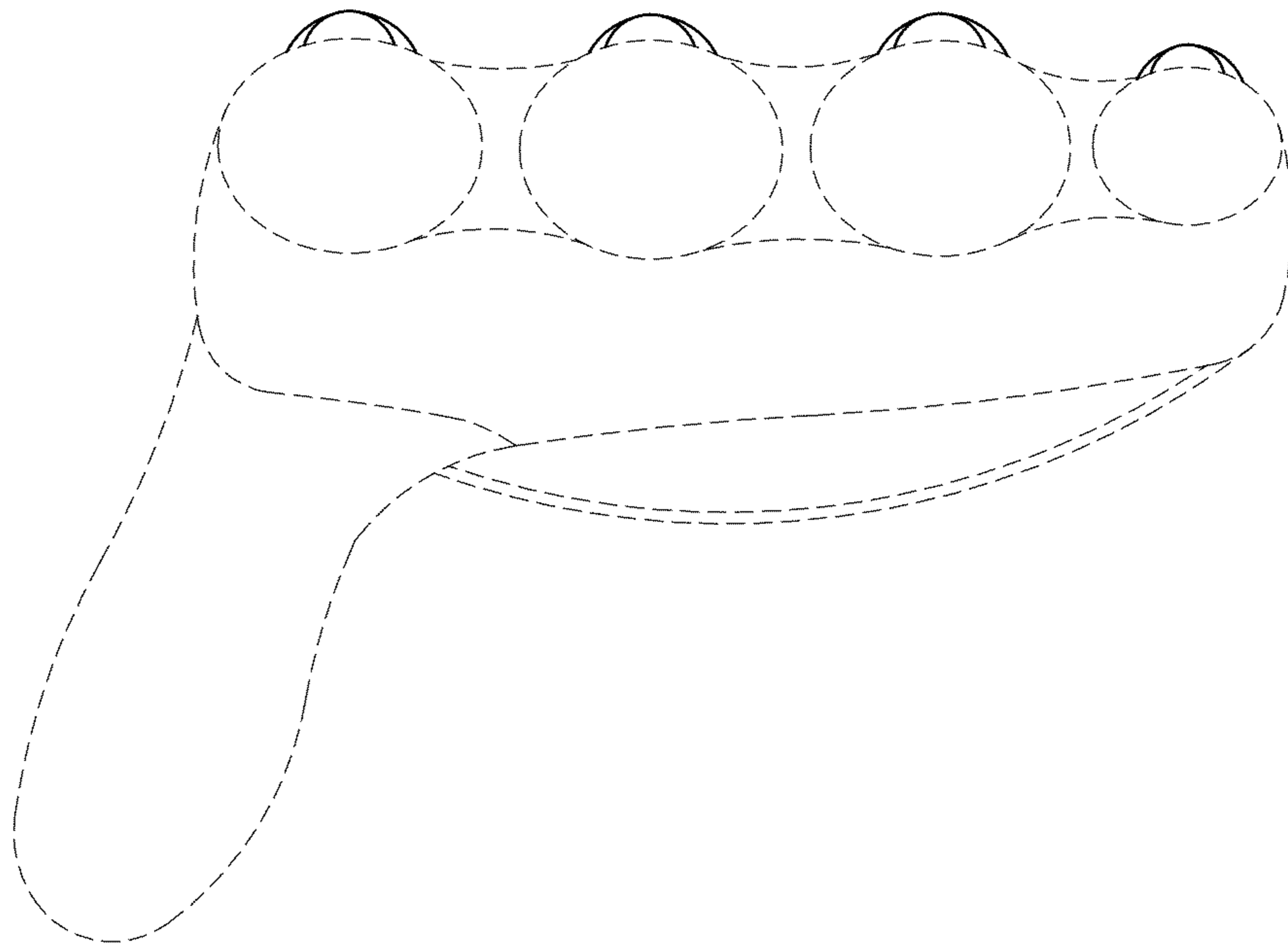


FIG. 7