



US00D731711S

(12) **United States Design Patent**  
**Ko**

(10) **Patent No.:** **US D731,711 S**  
(45) **Date of Patent:** **\*\* Jun. 9, 2015**

- (54) **COSMETICS CONTAINER**
- (71) Applicant: **TAIR JIUH ENTERPRISE CO., LTD.,**  
Tainan (TW)
- (72) Inventor: **Hou-Ju Ko,** Taichung (TW)
- (73) Assignee: **TAIR JIUH ENTERPRISE CO., LTD.,**  
Tainan (TW)
- (\*\*) Term: **14 Years**
- (21) Appl. No.: **29/475,898**
- (22) Filed: **Dec. 9, 2013**
- (51) **LOC (10) Cl.** ..... **28-03**
- (52) **U.S. Cl.**  
USPC ..... **D28/79; D28/82; D3/901**
- (58) **Field of Classification Search**  
USPC ..... D28/78, 82, 83, 81, 77, 79, 84, 76, 64.1,  
D28/64.3, 73; D3/275, 901, 205, 274;  
D9/503-505, 643; D1/129;  
132/312-318, 286-307; 206/581, 457,  
206/823  
CPC ..... A45D 40/22; A45D 40/221-40/222;  
A45D 2040/223-2040/228; A45D 40/24;  
A45D 33/006; A45D 33/20; A45D 2040/0012  
See application file for complete search history.

- (56) **References Cited**  
**U.S. PATENT DOCUMENTS**  
4,807,773 A \* 2/1989 Tsai ..... 220/4.27  
5,246,020 A \* 9/1993 Wu ..... 132/295  
D370,307 S \* 5/1996 Chen ..... D28/79

D417,957 S *	12/1999	Wolf	.....	D3/297
D444,596 S *	7/2001	Lai	.....	D28/82
D462,484 S *	9/2002	Lai	.....	D28/78
D474,889 S *	5/2003	Ko	.....	D3/296
D478,191 S *	8/2003	Lai	.....	D28/82
D517,737 S *	3/2006	Lai	.....	D28/82
D610,864 S *	3/2010	Whitcombe	.....	D7/352
D611,656 S *	3/2010	Lai	.....	D28/79
D633,654 S *	3/2011	Berkete	.....	D28/79
D649,905 S *	12/2011	Gulbinski	.....	D11/157
D661,596 S *	6/2012	Mather	.....	D9/643
D688,006 S *	8/2013	Lai	.....	D28/73
D704,061 S *	5/2014	Yip	.....	D9/503

\* cited by examiner


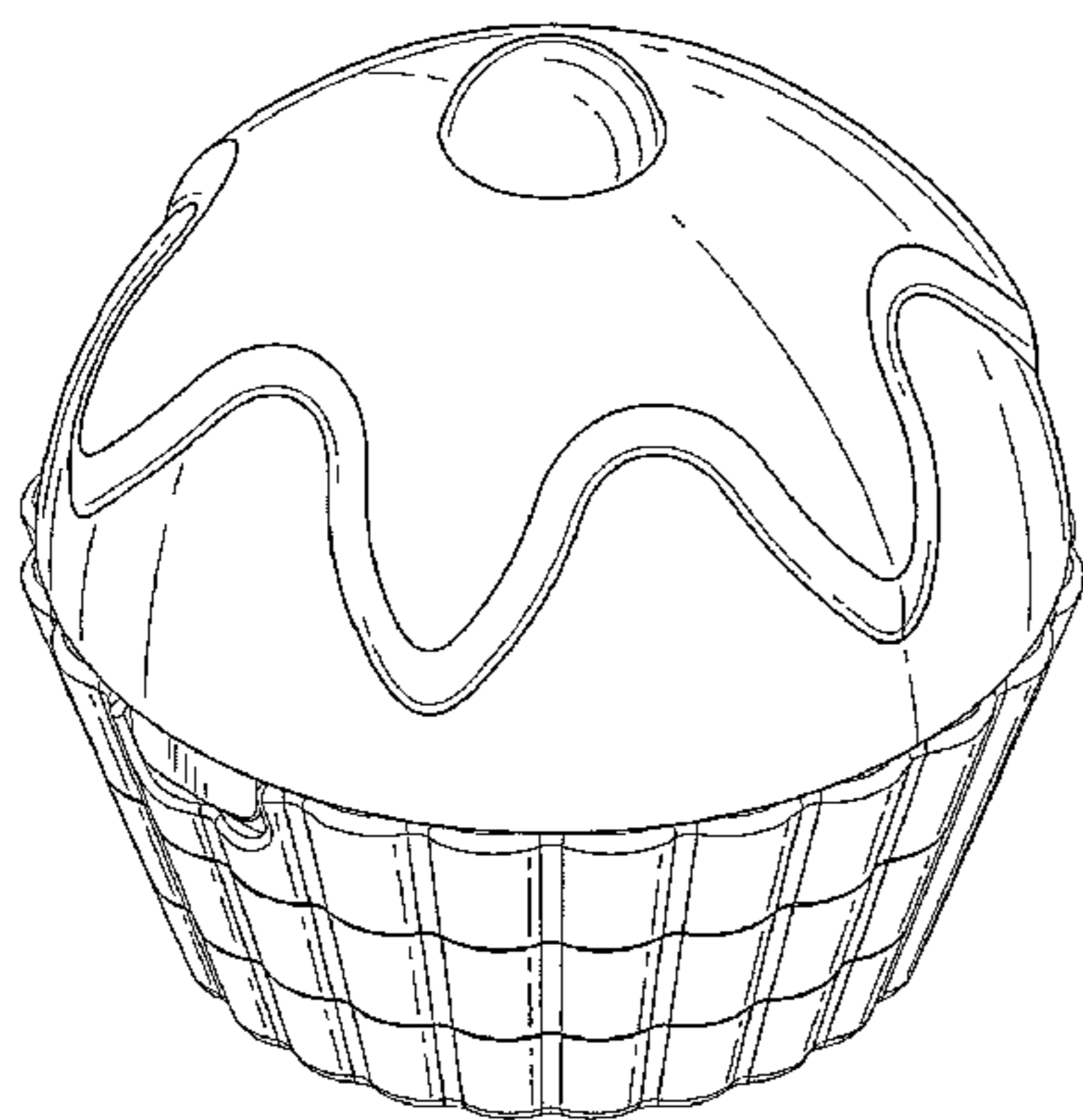
*Primary Examiner* — Jennifer Rivard  
*Assistant Examiner* — April Rivas  
(74) *Attorney, Agent, or Firm* — Stroock & Stroock & Lavan  
LLP

(57) **CLAIM**  
The ornamental design for cosmetics container, as shown and described.

**DESCRIPTION**

FIG. 1 is a perspective view of cosmetics container showing my new design;  
FIG. 2 is a front elevational view thereof;  
FIG. 3 is a rear elevational view thereof;  
FIG. 4 is a left side elevational view thereof;  
FIG. 5 is a right side elevational view thereof;  
FIG. 6 is a top plan view thereof;  
FIG. 7 is a bottom plan view thereof; and,  
FIG. 8 is a perspective view in use.

**1 Claim, 5 Drawing Sheets**






FIG. 1

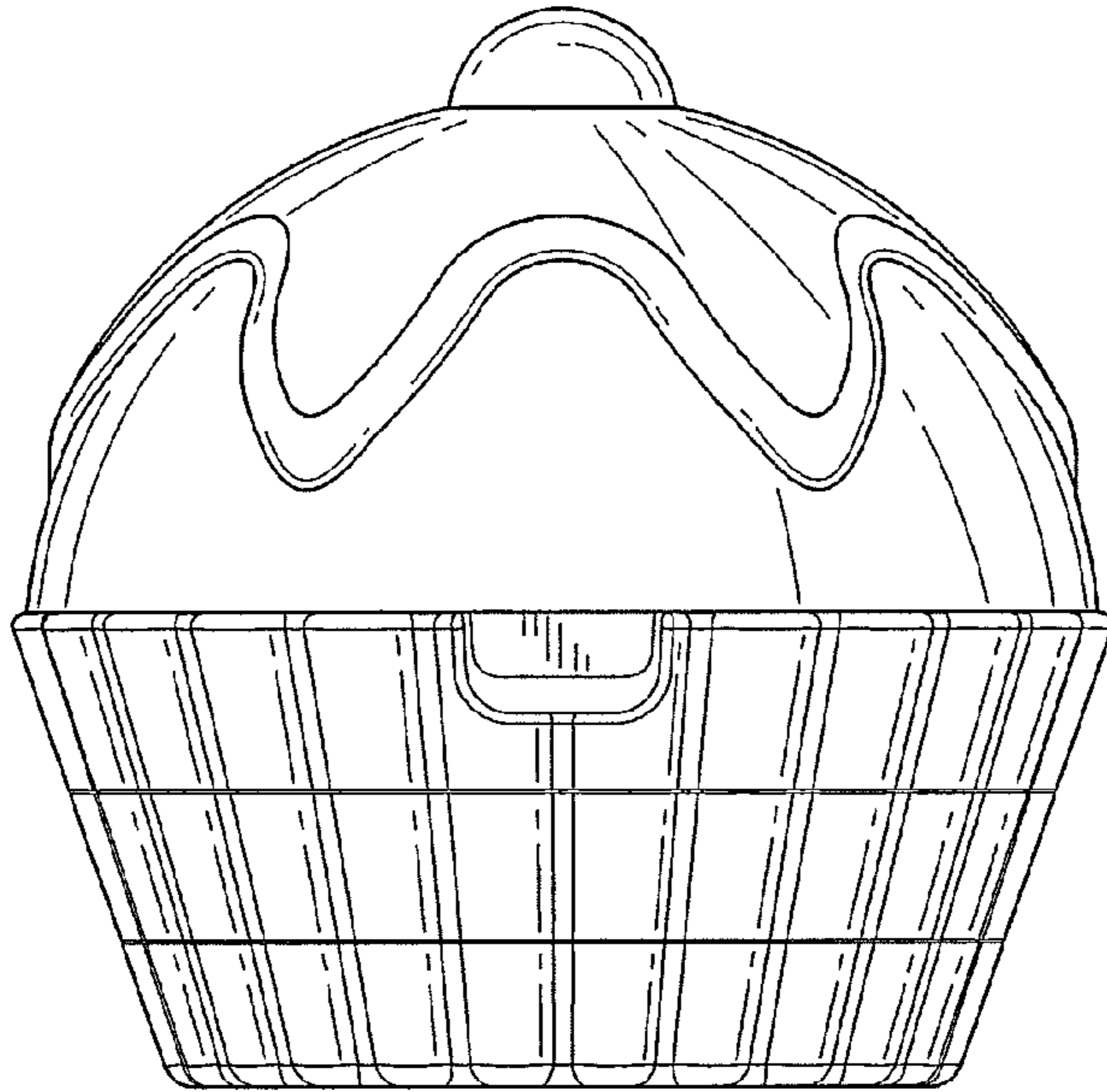


FIG. 2

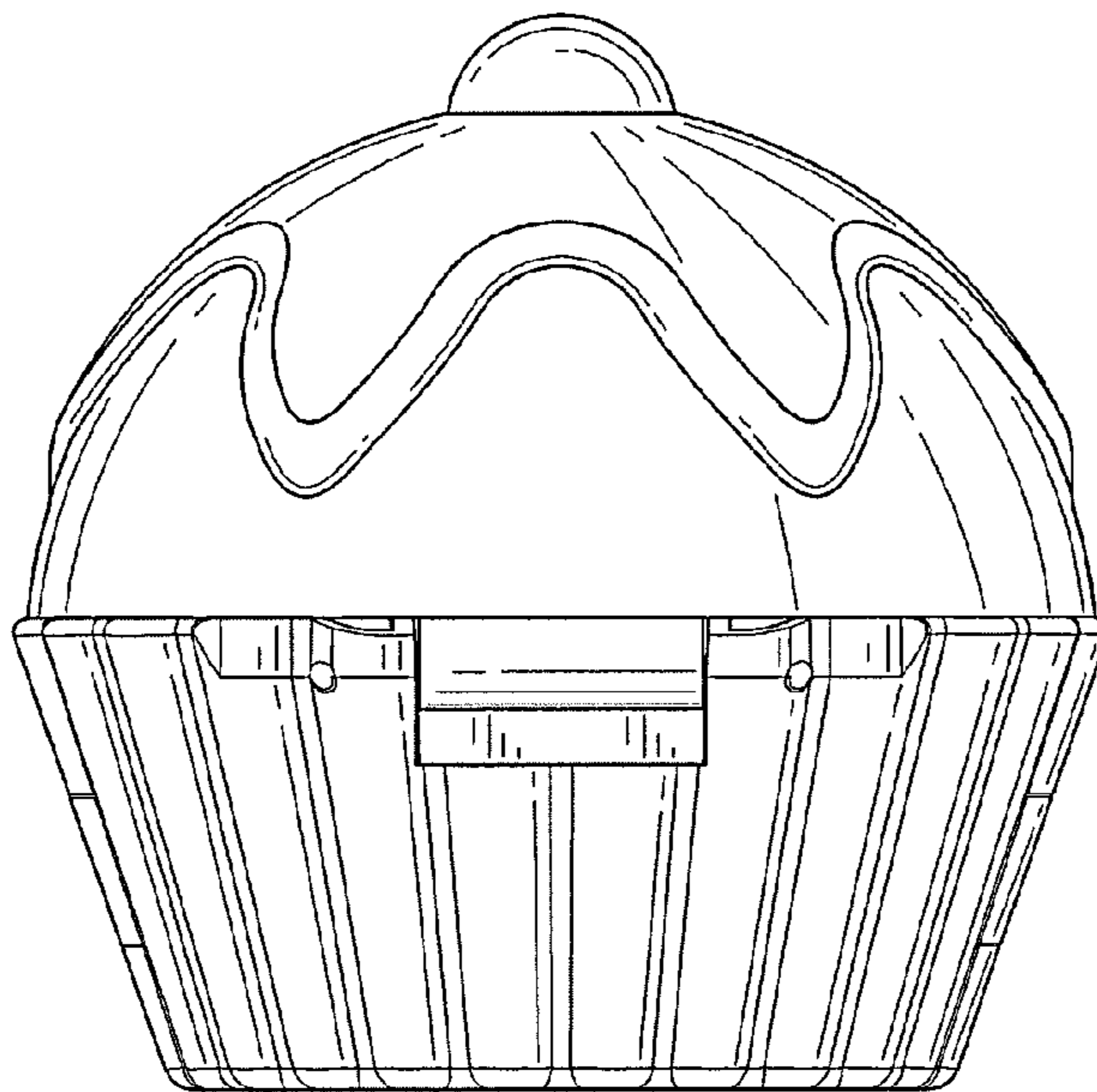


FIG. 3

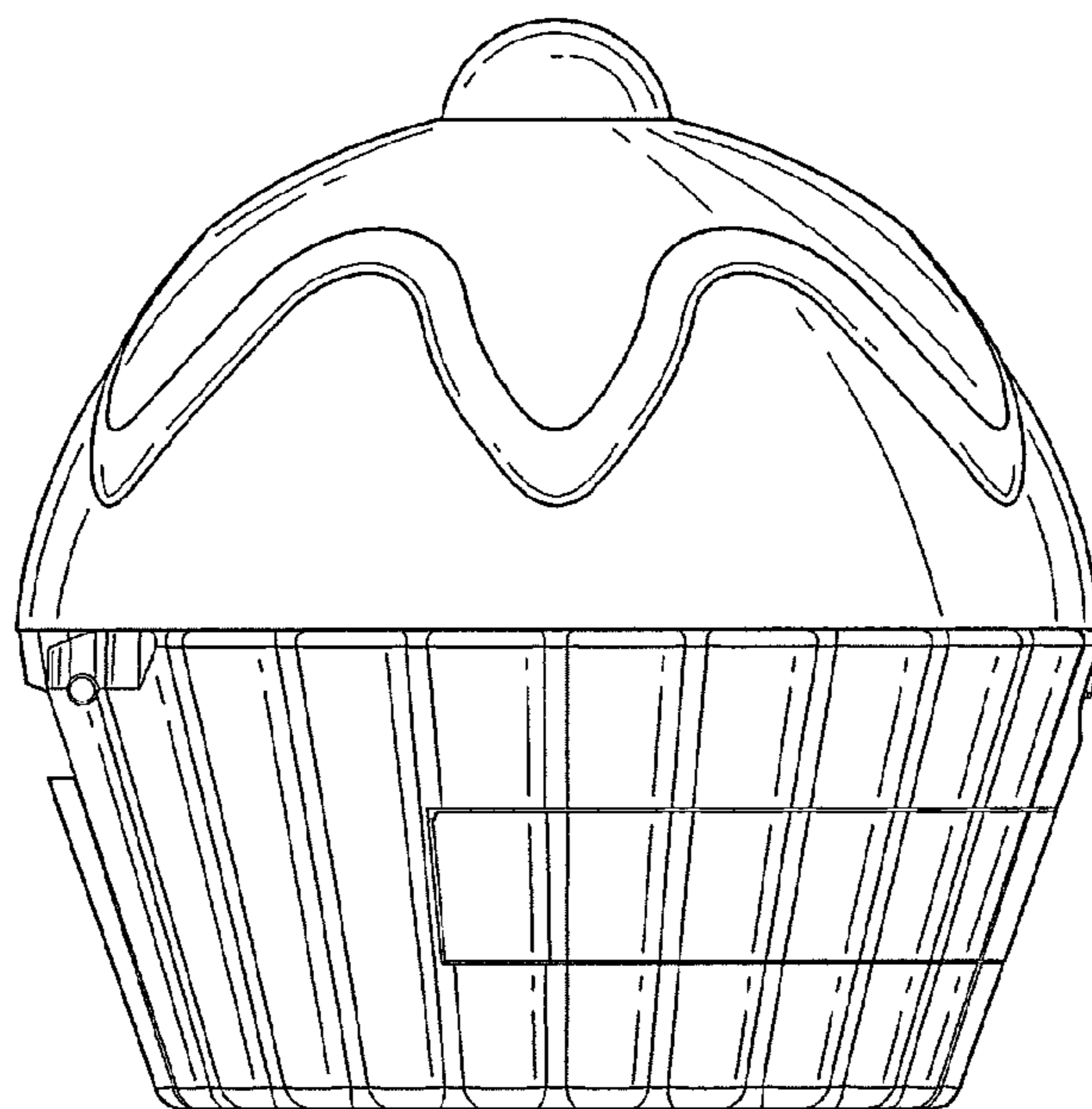


FIG. 4

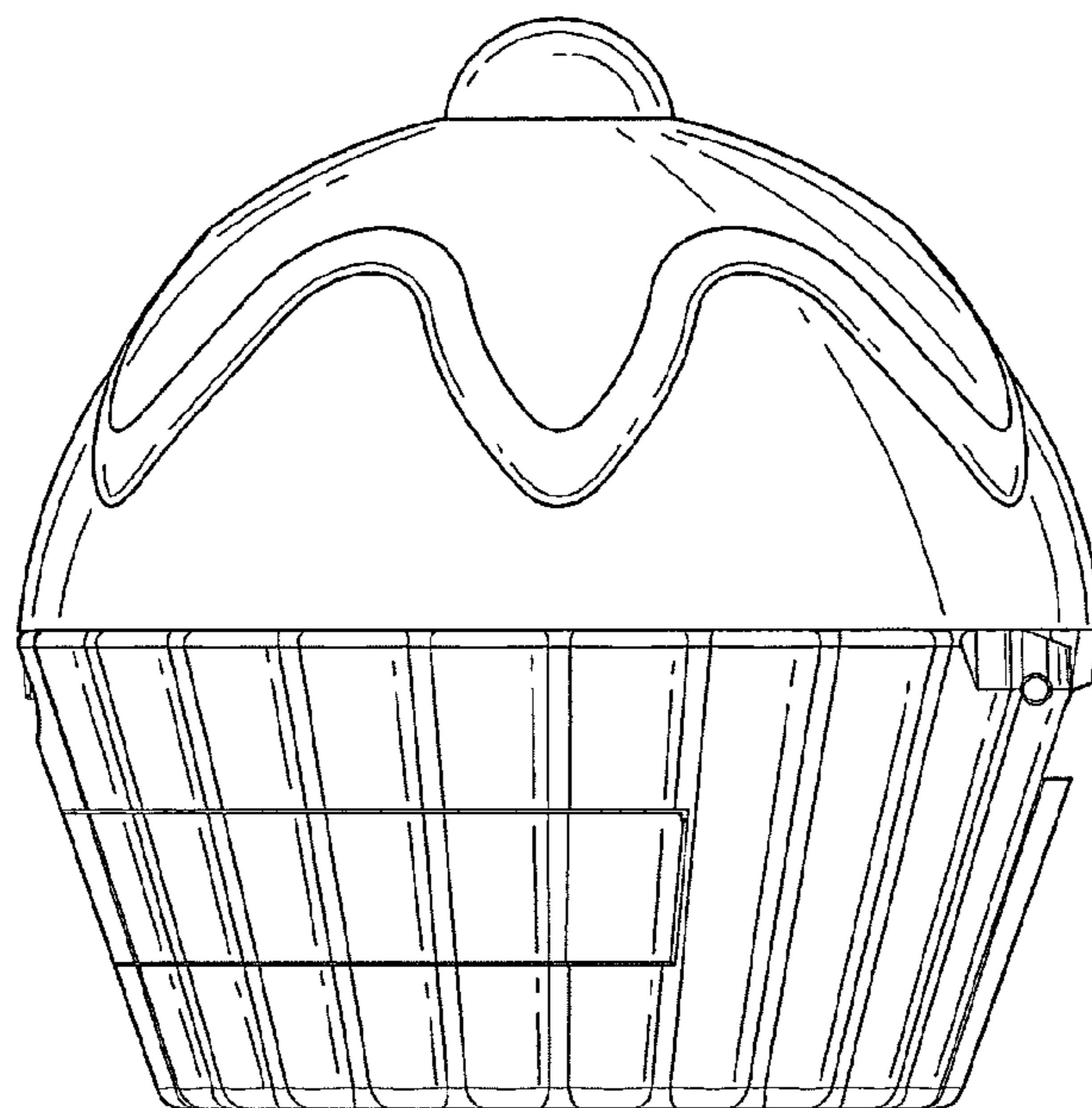


FIG. 5

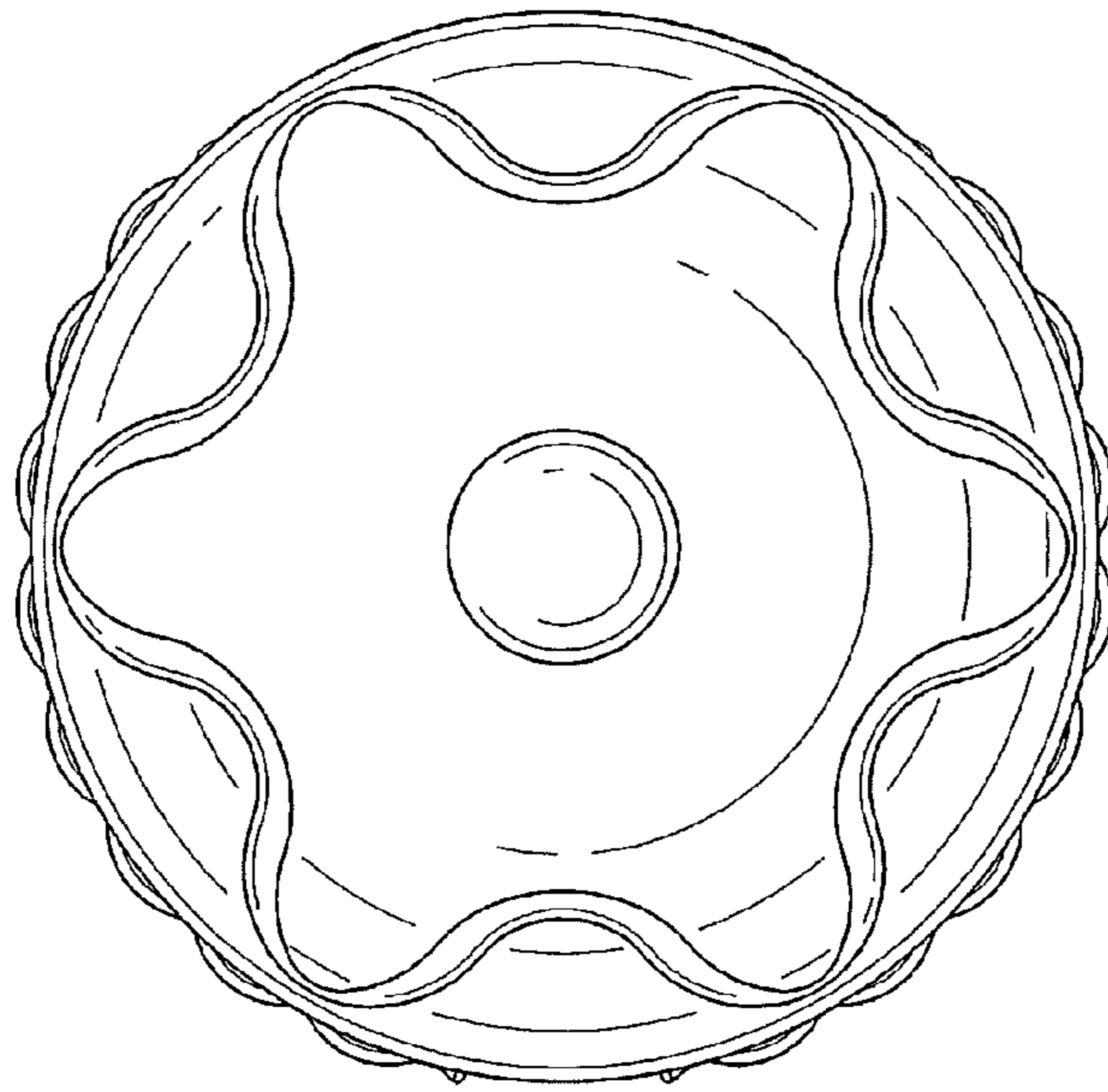


FIG. 6

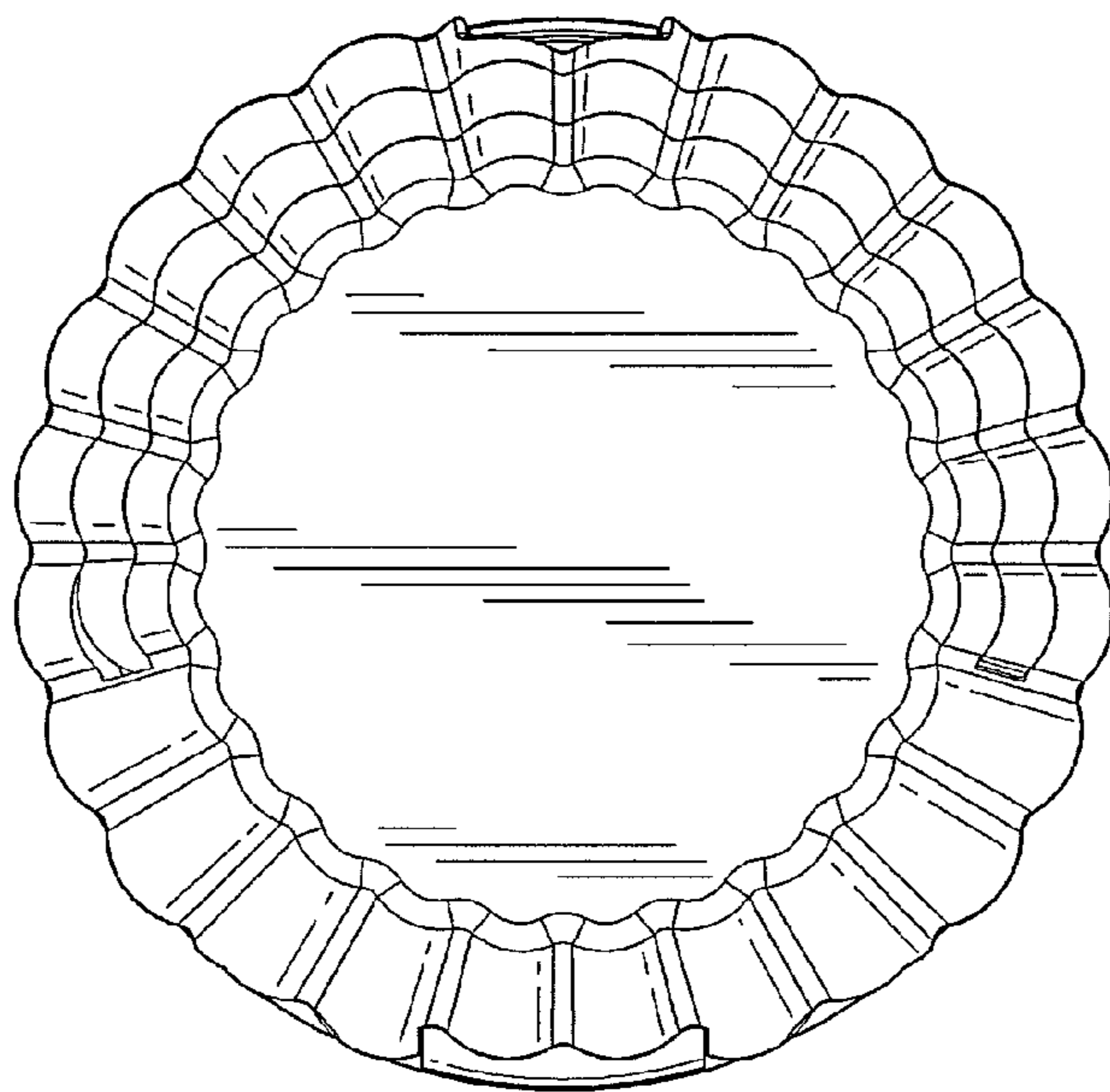


FIG. 7




FIG.8