



US00D731708S

(12) **United States Design Patent**
Tucker et al.

(10) **Patent No.:** **US D731,708 S**
(45) **Date of Patent:** **** Jun. 9, 2015**

(54) **SET OF CURVILINEAR FINS FOR A SHAVING CARTRIDGE**

(71) Applicant: **SHAVELOGIC, INC.**, Dallas, TX (US)

(72) Inventors: **William E. Tucker**, Attleboro, MA (US); **John W. Griffin**, Moultonborough, NH (US); **Craig A. Provost**, Providence, RI (US); **Douglas R. Kohring**, Saco, ME (US)

(73) Assignee: **SHAVELOGIC, INC.**, Dallas, TX (US)

(**) Term: **14 Years**

(21) Appl. No.: **29/489,019**

(22) Filed: **Apr. 25, 2014**

(51) **LOC (10) Cl.** **28-03**

(52) **U.S. Cl.**
USPC **D28/47**

(58) **Field of Classification Search**
USPC D28/44-48
CPC B26B 21/00-21/12; B26B 21/14; B26B 21/16; B26B 21/165; B26B 21/18; B26B 21/185; B26B 21/20-21/227; B26B 21/24; B26B 21/28; B26B 21/30; B26B 21/32; B26B 21/40; B26B 21/4062; B26B 21/4068; B26B 21/4075; B26B 21/52-21/528
See application file for complete search history.

(56) **References Cited**

U.S. PATENT DOCUMENTS

D422,751 S * 4/2000 Gray D28/47
6,243,951 B1 * 6/2001 Oldroyd 30/34.2

D514,253 S * 1/2006 Gray D28/47
7,331,107 B2 * 2/2008 Follo et al. 30/50
D575,454 S * 8/2008 Keene et al. D28/47
D629,564 S * 12/2010 Jung D28/47
D633,253 S * 2/2011 Wonderley et al. D28/47
D643,977 S * 8/2011 Wonderley et al. D28/47
D648,075 S * 11/2011 Wonderley et al. D28/47
D661,020 S * 5/2012 Wain et al. D28/46
D664,715 S * 7/2012 Wain et al. D28/48
2008/0172878 A1 * 7/2008 Luxton 30/34.1
2010/0122464 A1 * 5/2010 Ndou et al. 30/41
2011/0203113 A1 * 8/2011 Wang 30/41
2011/0247216 A1 * 10/2011 Johnson 30/41
2012/0159787 A1 * 6/2012 Luxton 30/50
2012/0279070 A1 * 11/2012 Seo 30/34.2
2014/0123496 A1 * 5/2014 Johnson et al. 30/34.2

* cited by examiner

Primary Examiner — Jennifer Rivard

(74) *Attorney, Agent, or Firm* — Leber Patent Law P.C.

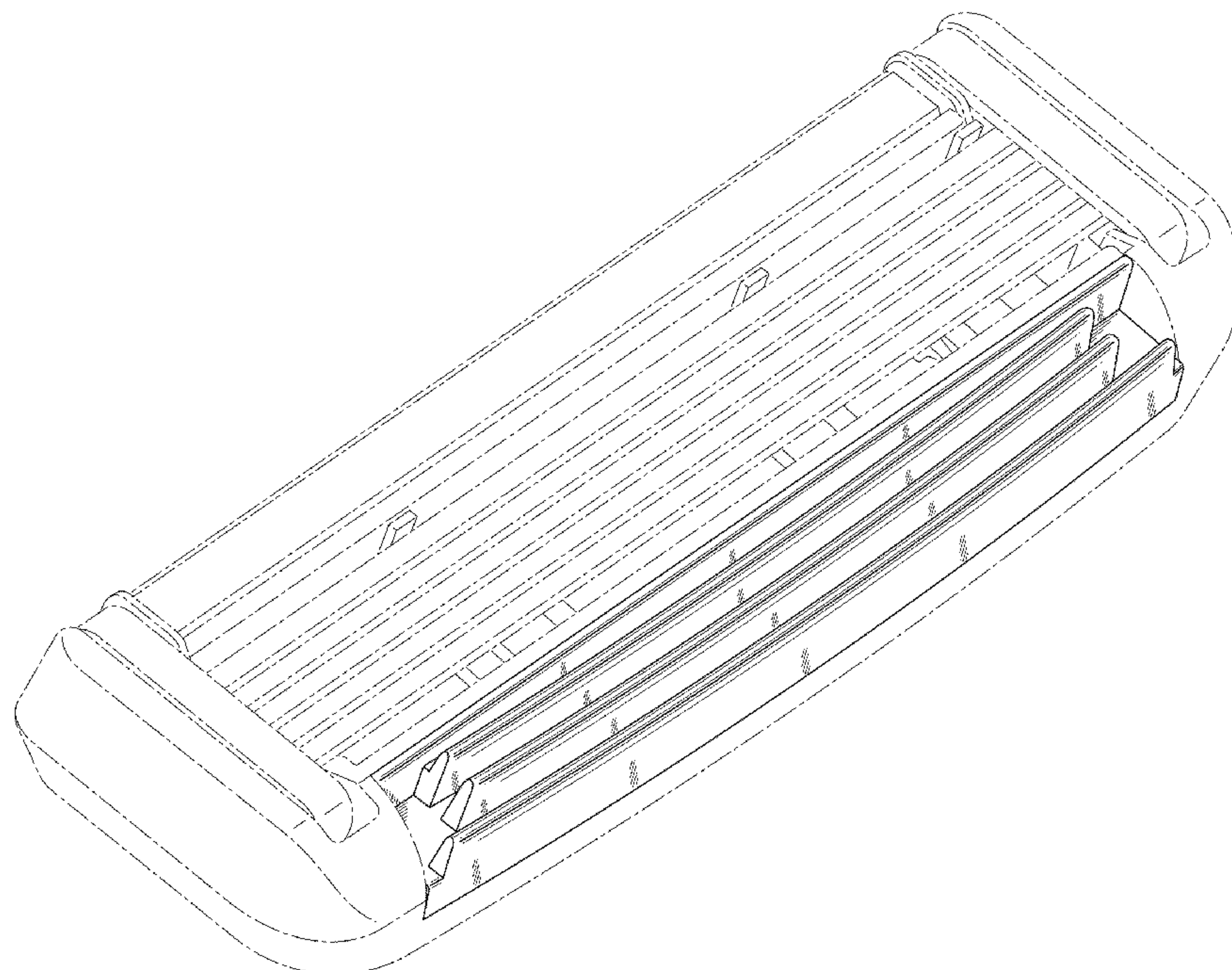
(57) **CLAIM**

The ornamental design for set of curvilinear fins for a shaving cartridge, as shown and described.

DESCRIPTION

FIG. 1 is a top-right front perspective view of the set of curvilinear fins for a shaving cartridge;
FIG. 2 is a top plan view thereof;
FIG. 3 is a front elevational view thereof;
FIG. 4 is a bottom plan thereof;
FIG. 5 is a rear elevational view thereof; and,
FIG. 6 is a right-side elevational view thereof, the left-side elevational view being a mirror image thereof.
The broken lines illustrate the environment and form no part of the claimed design.

1 Claim, 4 Drawing Sheets



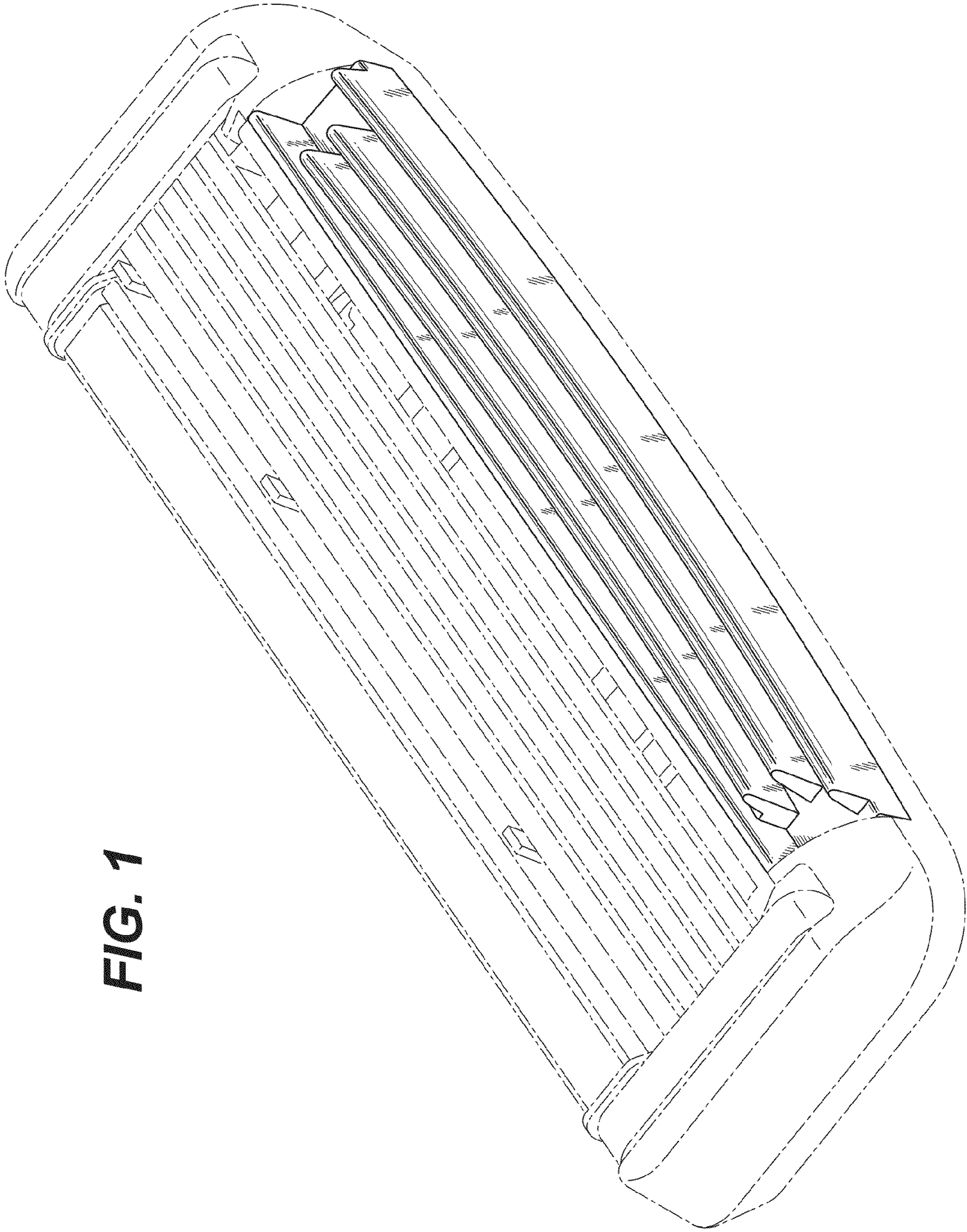


FIG. 1

FIG. 2




FIG. 3




FIG. 4

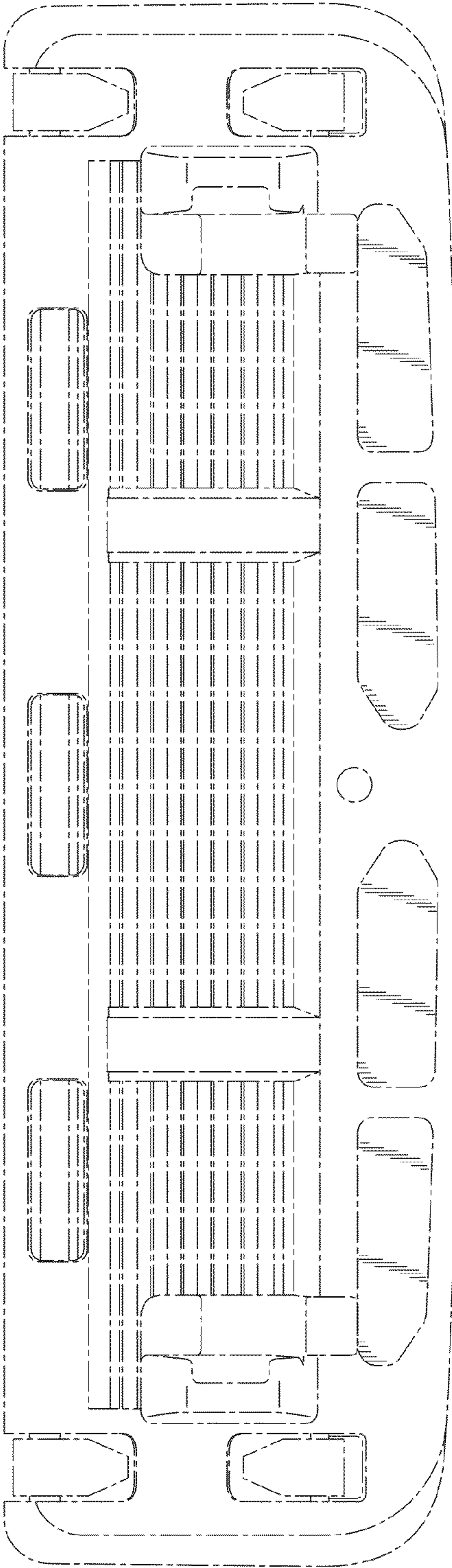


FIG. 5

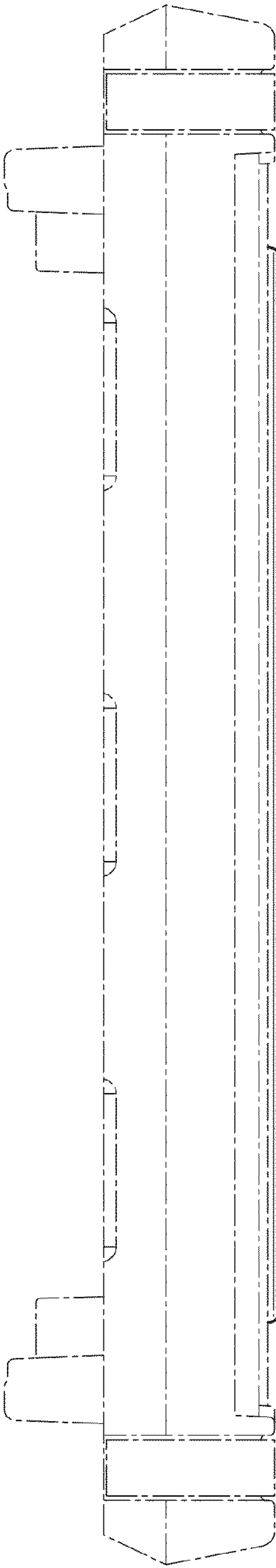


FIG. 6

