



US00D731705S

(12) **United States Design Patent**
Nadeem

(10) **Patent No.:** **US D731,705 S**
(45) **Date of Patent:** **** Jun. 9, 2015**

(54) **HOOKAH BASE**

(71) Applicant: **Muhammad Nadeem**, Los Angeles, CA
(US)

(72) Inventor: **Muhammad Nadeem**, Los Angeles, CA
(US)

(**) Term: **14 Years**

(21) Appl. No.: **29/459,301**

(22) Filed: **Jun. 28, 2013**

(51) **LOC (10) Cl.** **27-02**

(52) **U.S. Cl.**
USPC **D27/162**

(58) **Field of Classification Search**
USPC D27/100–101, 106, 143, 152, 161–169,
D27/172, 183, 187, 189, 190, 193–194;
131/220–222, 226, 173, 174, 194,
131/329–330; D7/584, 585; D9/500, 502;
D11/143, 144, 146, 152; D24/110.5;
D26/2

CPC A24F 1/02; A24F 1/04; A24F 1/06;
A24F 1/08; A24F 1/10; A24F 1/12; A24F
1/14; A24F 1/22; A24F 9/16; A24F 47/002;
A24F 1/30; A24F 47/00

See application file for complete search history.

(56) **References Cited**

U.S. PATENT DOCUMENTS

D21,192 S * 12/1891 Van Houten D9/505
D368,325 S * 3/1996 Heine D27/162

D372,427 S * 8/1996 Jago et al. D9/500
D554,797 S * 11/2007 Kassir D27/162
D558,370 S * 12/2007 Mohammed D26/53
D646,409 S 10/2011 MacDonald et al.
D649,696 S * 11/2011 Mehio D27/162
D649,698 S * 11/2011 Mehio D27/162
D649,701 S * 11/2011 Mehio D27/162
D649,705 S * 11/2011 Mehio D27/162
D663,056 S 7/2012 Sherman et al.
D669,608 S 10/2012 Sherman et al.
D669,614 S 10/2012 Sherman et al.
D686,775 S * 7/2013 Mehio D27/162
D691,745 S * 10/2013 Wang et al. D26/2
D697,410 S * 1/2014 Glasman D9/503
2010/0326453 A1 * 12/2010 Chaoui 131/173
2012/0180803 A1 * 7/2012 Beloni 131/173

* cited by examiner

Primary Examiner — Susan Bennett Hattan

Assistant Examiner — Janice Hallmark

(74) *Attorney, Agent, or Firm* — Raj Abhyankar, P.C.

(57) **CLAIM**

The ornamental design for a hookah base, as shown and described.

DESCRIPTION

FIG. 1 is a top perspective view of a hookah base, showing my new design.

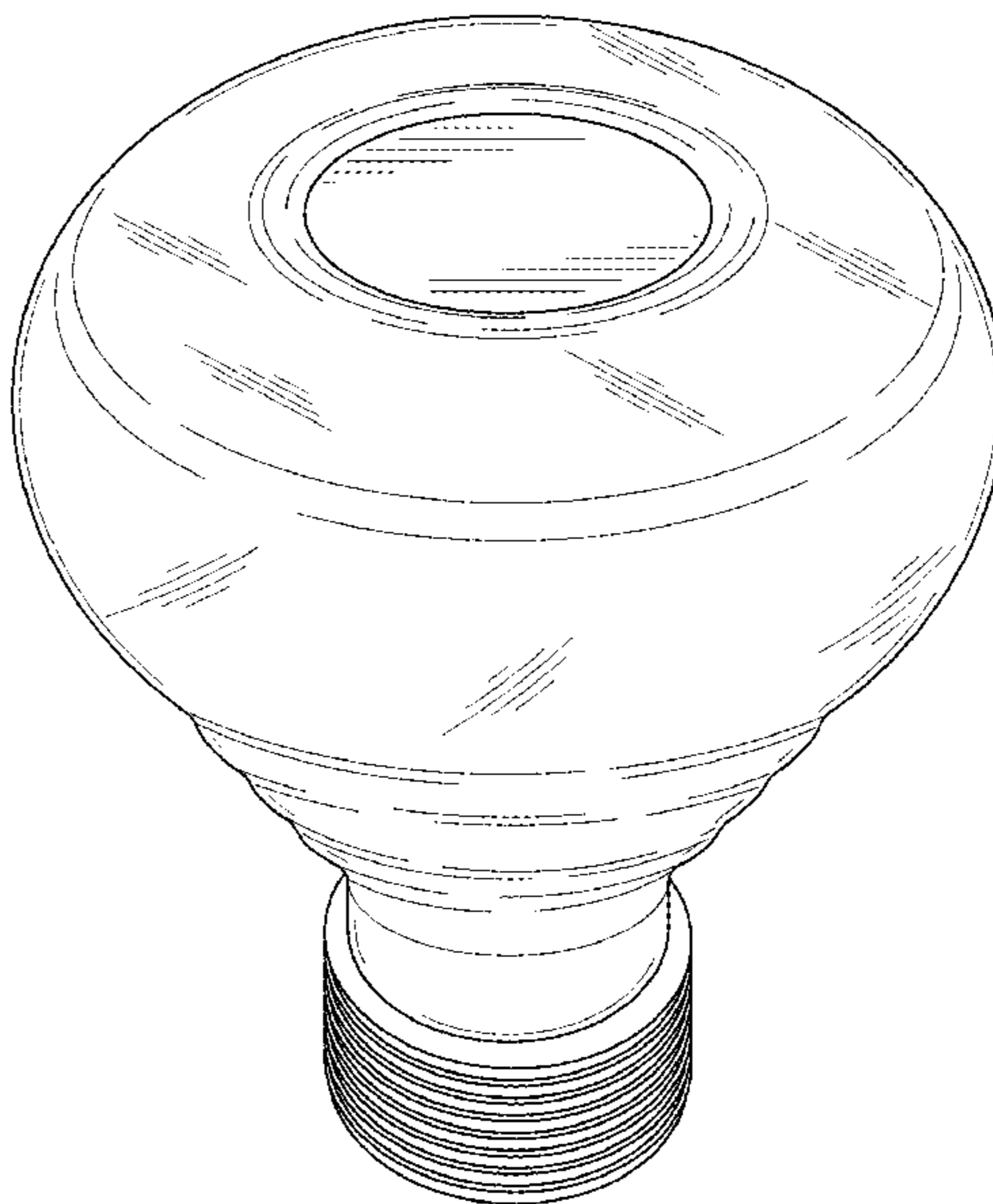
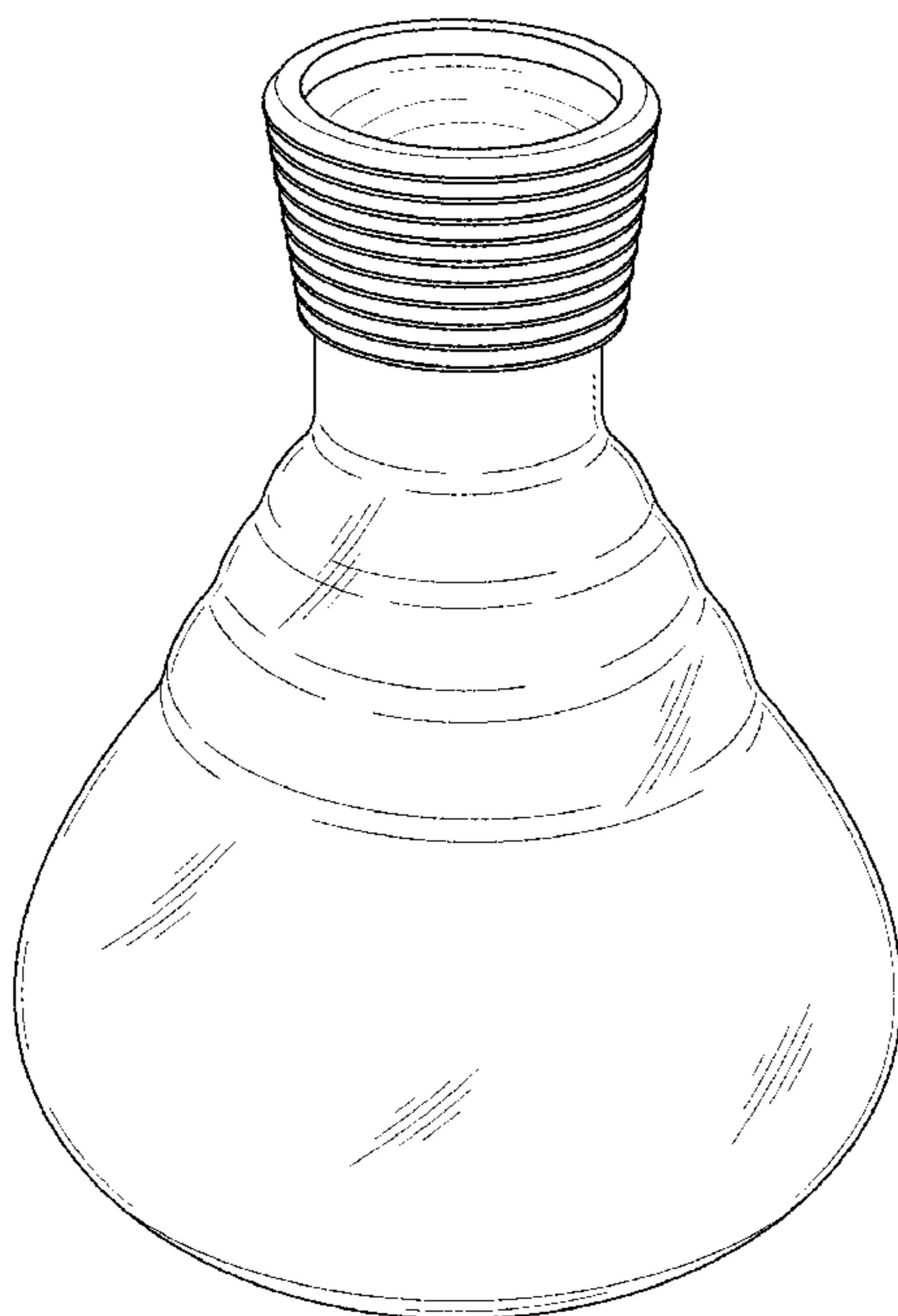
FIG. 2 is a bottom perspective view of the hookah base of FIG. 1;

FIG. 3 is a side view of the hookah base of FIG. 1;

FIG. 4 is a top view of the hookah base of FIG. 1; and,

FIG. 5 is a bottom view of the hookah base of FIG. 1.

1 Claim, 4 Drawing Sheets






FIG. 1

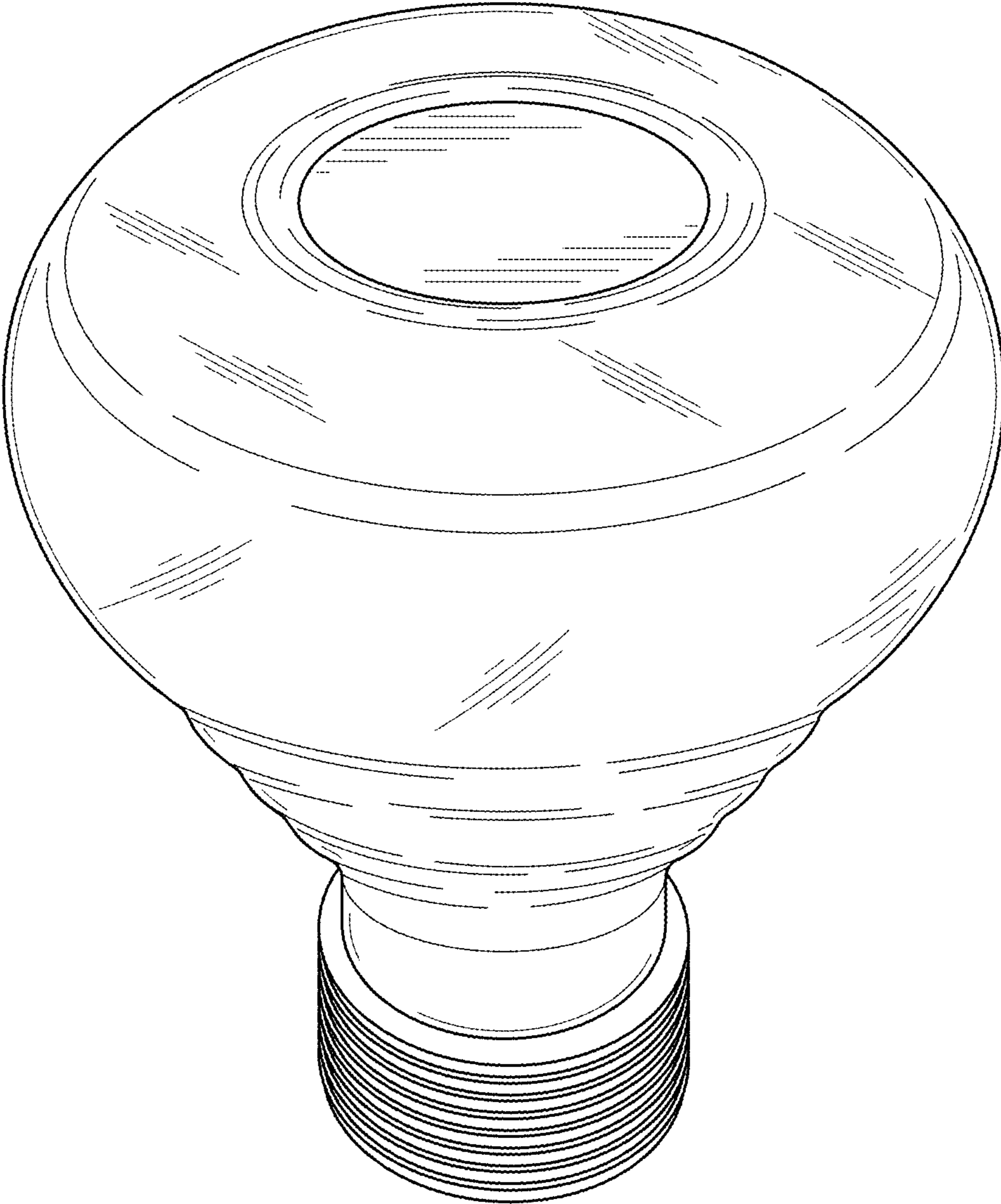


FIG. 2

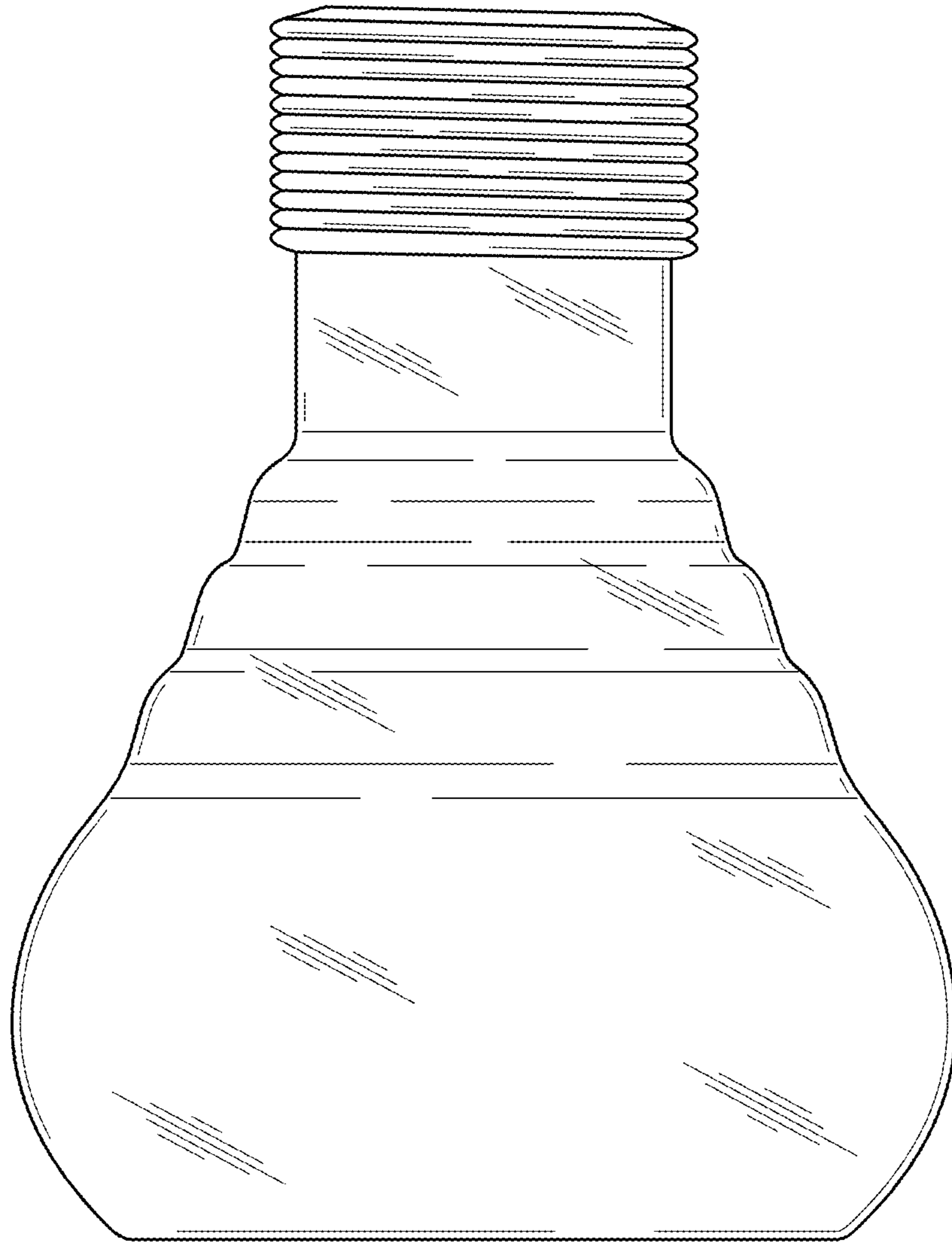


FIG. 3

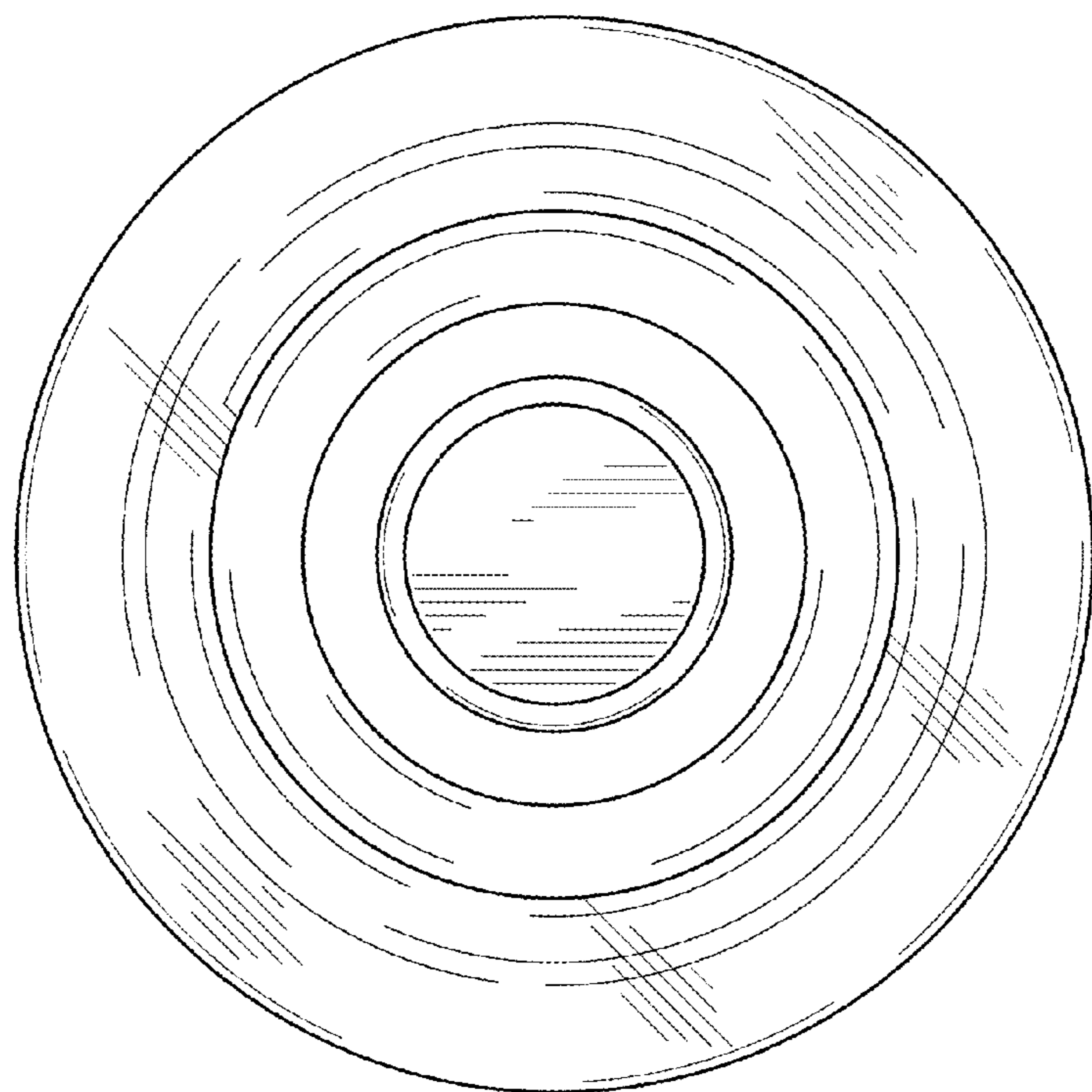


FIG. 4

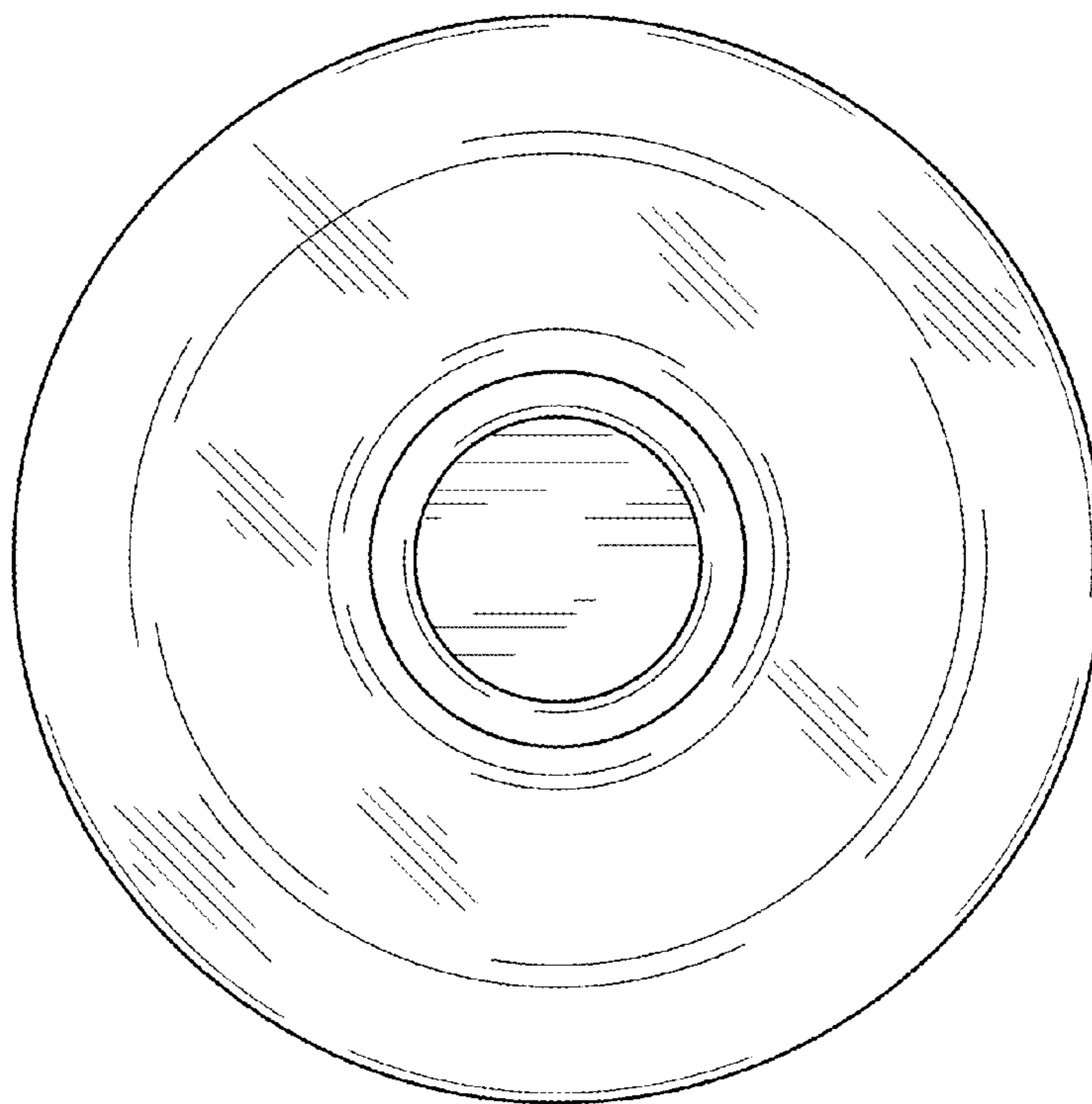


FIG. 5