



US00D731669S

(12) **United States Design Patent**
Kwak et al.

(10) **Patent No.:** **US D731,669 S**
(45) **Date of Patent:** **** Jun. 9, 2015**

(54) **PIPETTE**

(56)

References Cited

(71) Applicant: **ACCESS BIO, INC.**, Somerset, NJ (US)

U.S. PATENT DOCUMENTS

(72) Inventors: **Joon Hyeok Kwak**, Belle Mead, NJ (US); **Tae-Hee Koo**, North Brunswick, NJ (US); **Hyeonsuk Kim**, Dayton, NJ (US); **Young Ho Choi**, Belle Mead, NJ (US)

2,540,360	A	*	2/1951	Ulvild	73/864.15
D216,169	S	*	11/1969	Vaillancourt	D24/114
D250,599	S	*	12/1978	St. Amand	D24/222
4,212,204	A	*	7/1980	St. Amand	73/864.11
D257,791	S	*	1/1981	Parker	D24/222
D268,131	S	*	3/1983	St. Amand	D24/222
D299,956	S	*	2/1989	Saint-Amand	D24/222
D333,705	S	*	3/1993	Garren et al.	D24/222
D339,868	S	*	9/1993	Garren et al.	D24/222
D357,324	S	*	4/1995	Bartal	D24/222
D362,387	S	*	9/1995	Shumer	D24/115
D373,827	S	*	9/1996	Polaniec	D24/222
D565,192	S	*	3/2008	Tajima	D24/222
D686,336	S	*	7/2013	Horian	D24/222

(73) Assignee: **ACCESS BIO, INC.**, Somerset, NJ (US)

(**) Term: **14 Years**

(21) Appl. No.: **29/468,178**

(22) Filed: **Sep. 26, 2013**

* cited by examiner

Primary Examiner — Anhdao Doan

(74) *Attorney, Agent, or Firm* — Lucas & Mercanti, LLP

Related U.S. Application Data

(62) Division of application No. 29/440,920, filed on Dec. 28, 2012, now Pat. No. Des. 694,424.

(51) **LOC (10) Cl.** **24-02**

(52) **U.S. Cl.**
USPC **D24/222**

(58) **Field of Classification Search**
USPC D24/216, 222–226, 231, 232, 186, 169, D24/108, 112–115, 117, 121, 127, 130; D10/81; 422/521, 501–503; 73/863.32, 73/864.01, 864.16, 864.17, 864.14, 73/864.21; 436/180; D9/690, 724
See application file for complete search history.

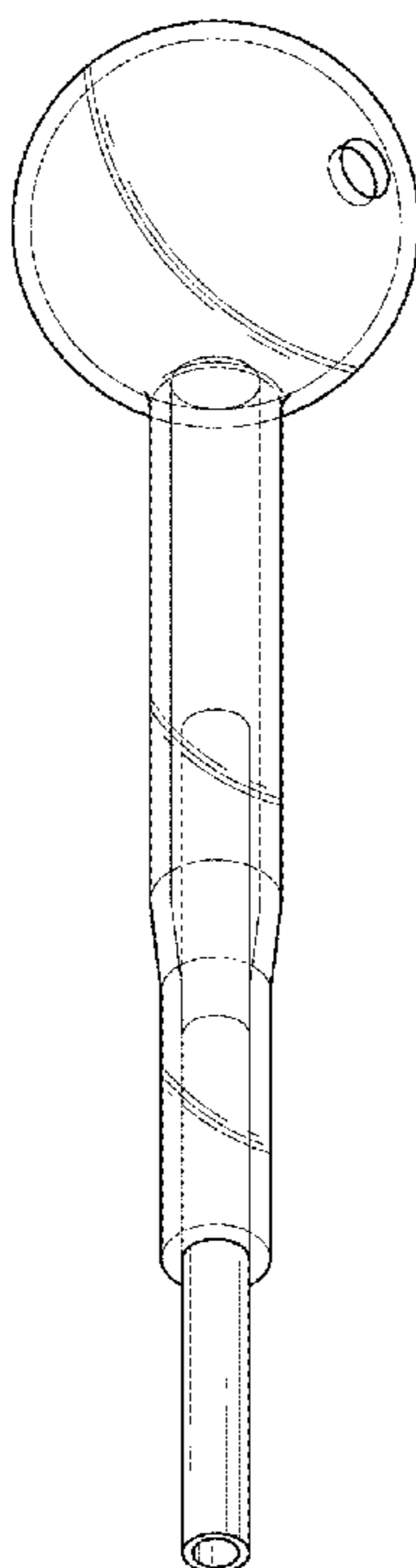
(57) **CLAIM**

The ornamental design for pipette, as shown and described.

DESCRIPTION

FIG. 1 is a front perspective view of a pipette showing our new design;
FIG. 2 is a top view thereof;
FIG. 3 is a bottom view thereof;
FIG. 4 is a front view thereof;
FIG. 5 is a rear view thereof;
FIG. 6 is a side view thereof; and,
FIG. 7 is a side view thereof.

1 Claim, 3 Drawing Sheets



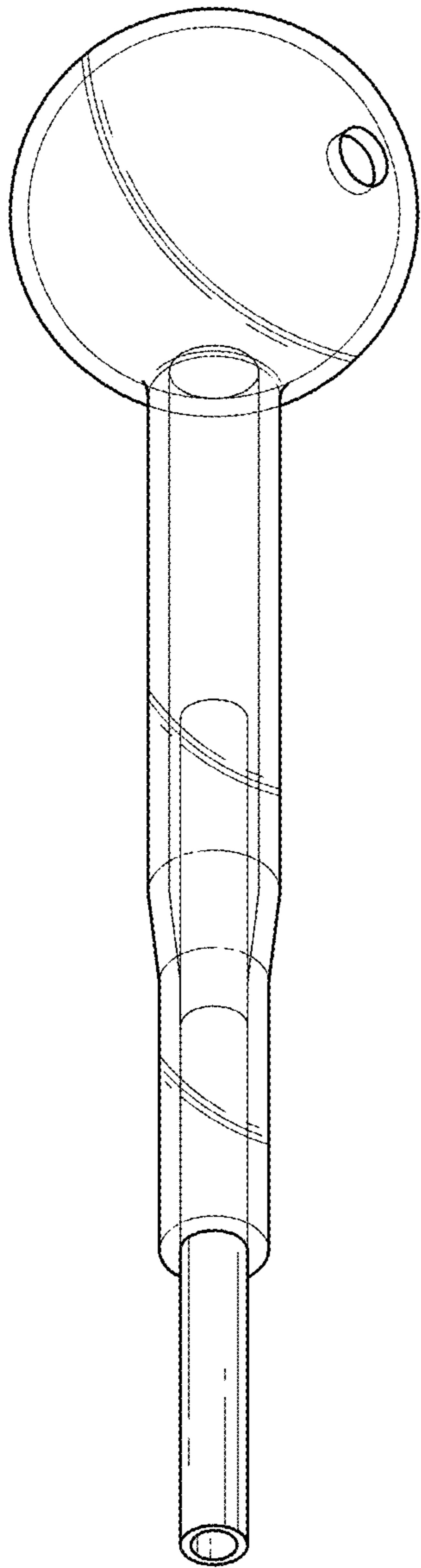


FIG. 1

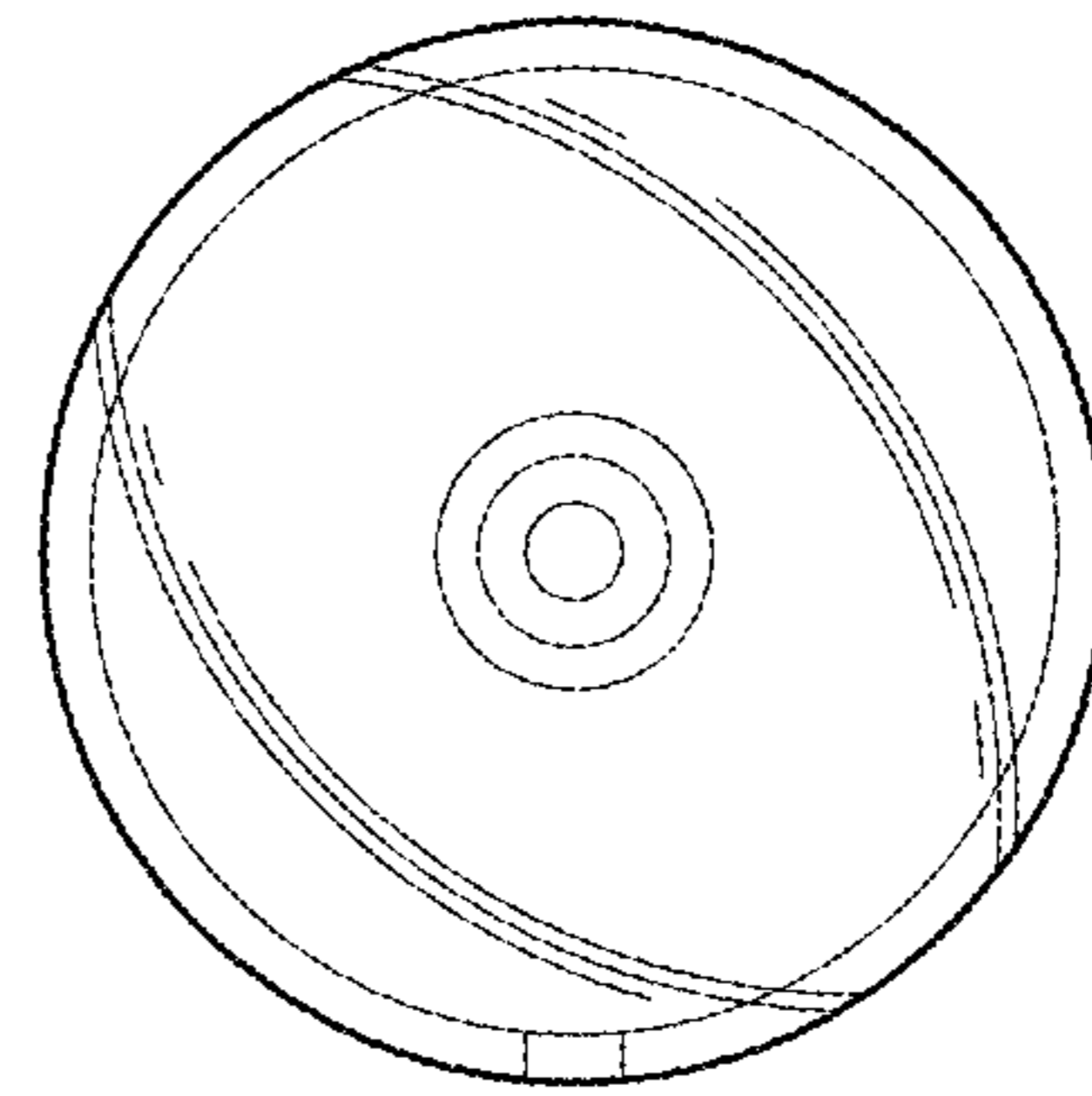


FIG. 2

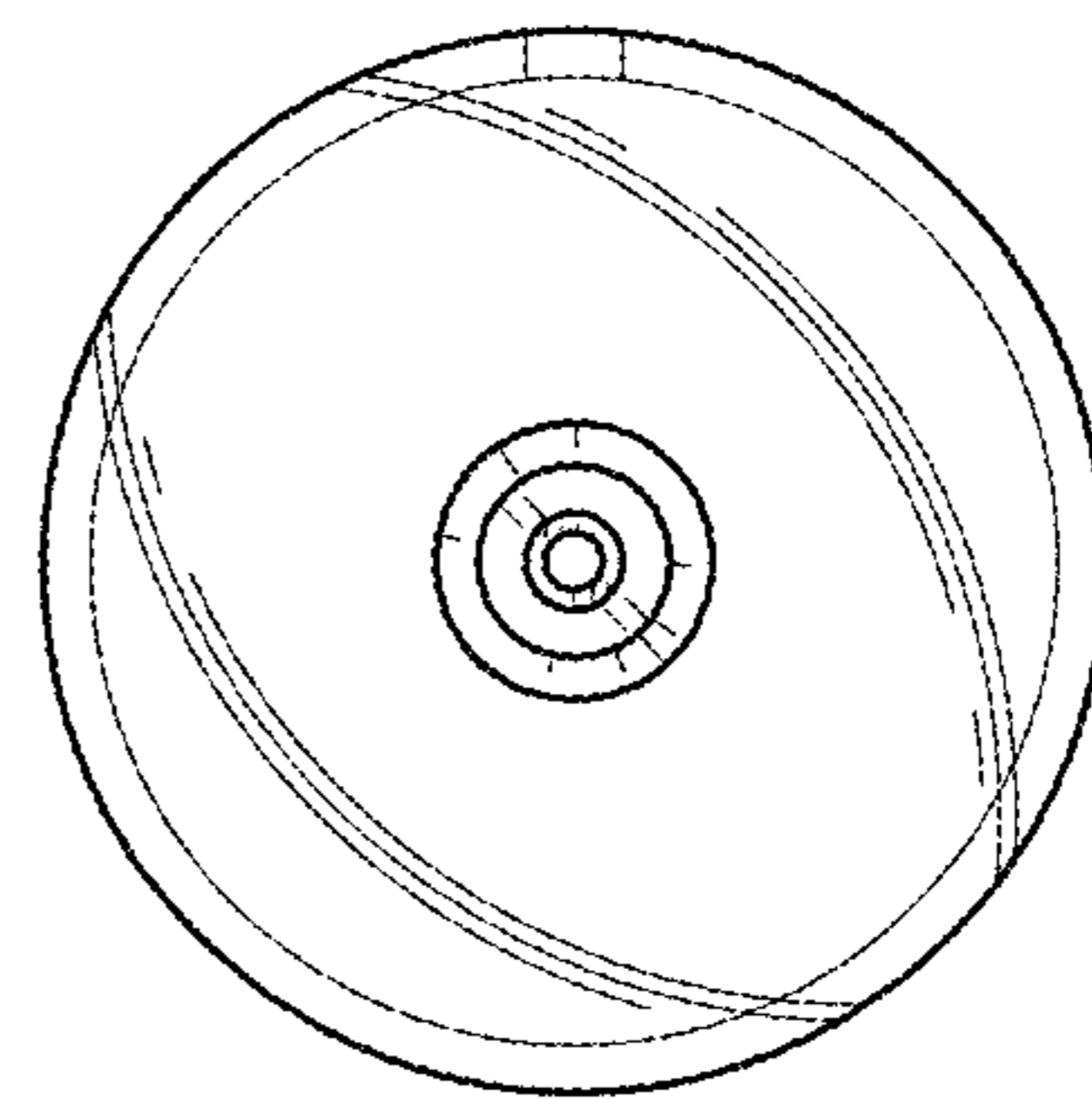


FIG. 3

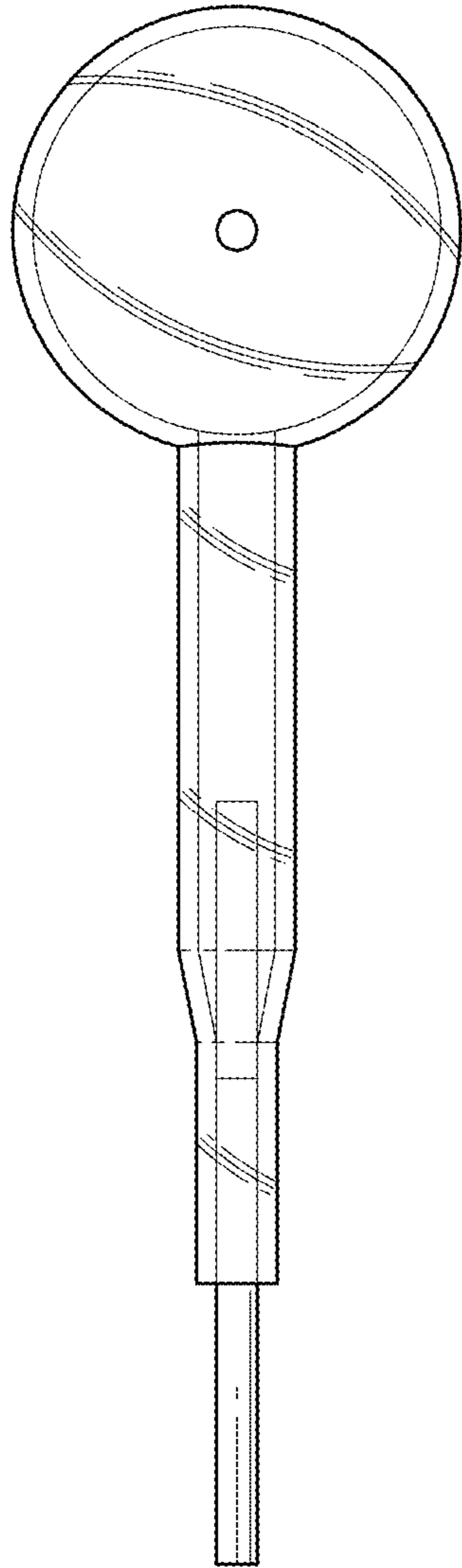


FIG. 4

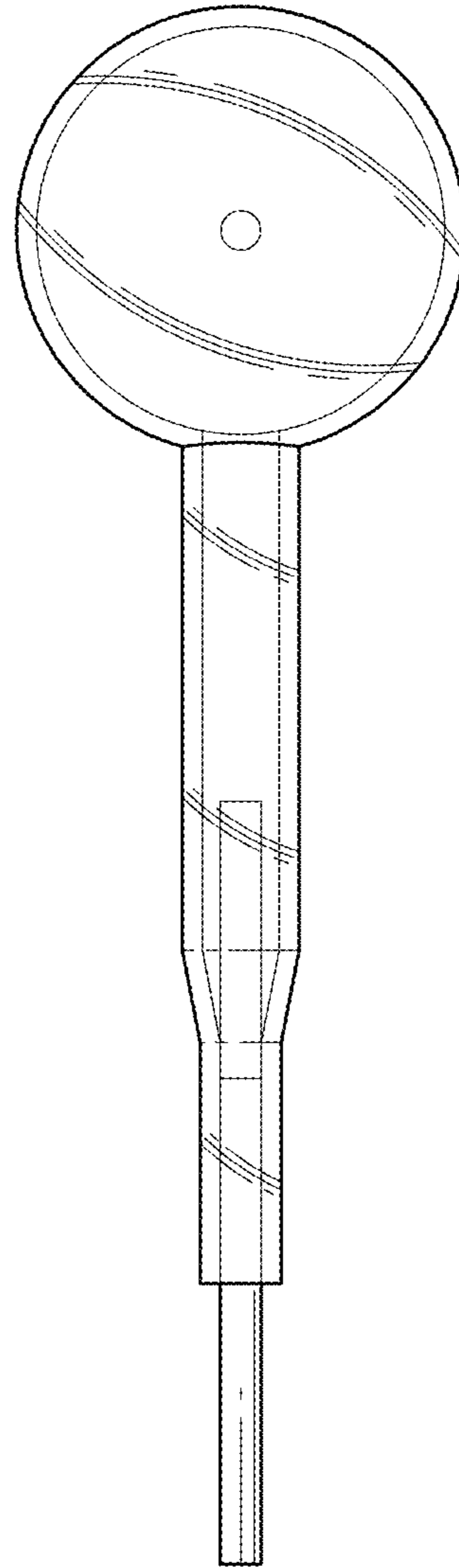


FIG. 5

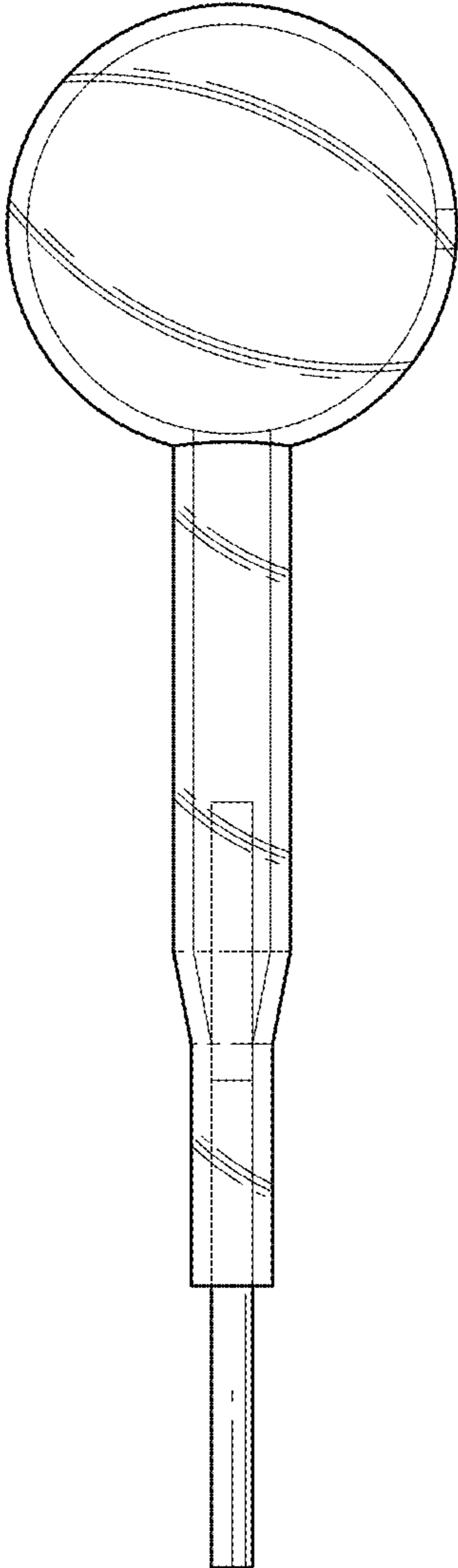


FIG. 6

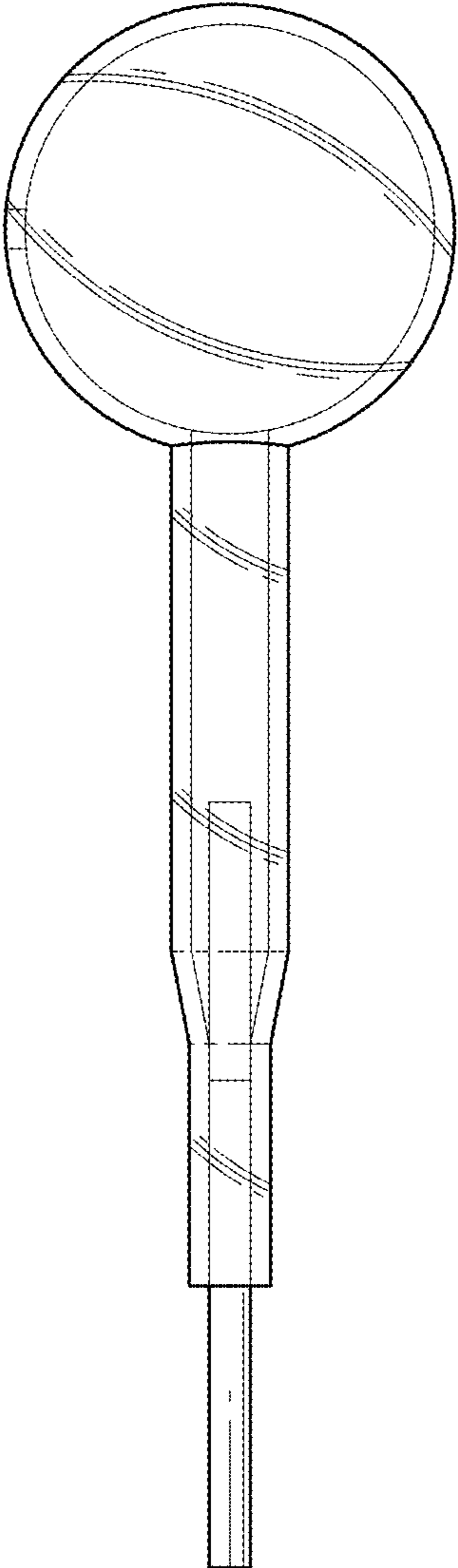


FIG. 7