



US00D731658S

(12) **United States Design Patent**
Maentausta et al.

(10) **Patent No.:** **US D731,658 S**
(45) **Date of Patent:** **** Jun. 9, 2015**

(54) **TEST STRIP CARTRIDGE FOR BLOOD
GLUCOSE METERS**

(75) Inventors: **Jarmo Maentausta**, Espoo (FI);
Vesa-Pekka Torvinen, Siivikkala (FI);
Jukka Planman, Helsinki (FI)

(73) Assignee: **Mendor Oy**, Espoo (FI)

(**) Term: **14 Years**

(21) Appl. No.: **29/415,895**

(22) Filed: **Mar. 15, 2012**

(30) **Foreign Application Priority Data**

Sep. 16, 2011 (EM) 001919051-0001

(51) **LOC (10) Cl.** **24-01**

(52) **U.S. Cl.**
USPC **D24/169**

(58) **Field of Classification Search**
USPC D24/169, 216, 223, 224, 225, 226, 227,
D24/231, 232; D10/81; 422/500, 547, 565;
D3/201, 203.1, 203.2; 435/305.1,
435/307.1, 288.1–288.4
See application file for complete search history.

(56) **References Cited**

U.S. PATENT DOCUMENTS

D254,568 S * 3/1980 Mack et al. D24/224
D347,067 S * 5/1994 Shartle et al. D24/223

D385,206 S * 10/1997 Marks D10/81
D491,275 S * 6/2004 Walters et al. D24/224
D506,832 S * 6/2005 Neel et al. D24/224
D507,657 S * 7/2005 Neel et al. D24/224
7,919,060 B2 * 4/2011 Funke et al. 422/500
D644,425 S * 9/2011 Gilmour D3/203.1
D649,658 S * 11/2011 Belfance et al. D24/224
D670,818 S * 11/2012 Galano et al. D24/224
2011/0263006 A1 * 10/2011 Chan et al. 435/287.1
2012/0330119 A1 * 12/2012 Shaanan et al. 600/347
2012/0330189 A1 * 12/2012 Shaanan et al. 600/583

* cited by examiner

Primary Examiner — Anhdao Doan

(74) *Attorney, Agent, or Firm* — McCormick, Paulding & Huber LLP

(57) **CLAIM**

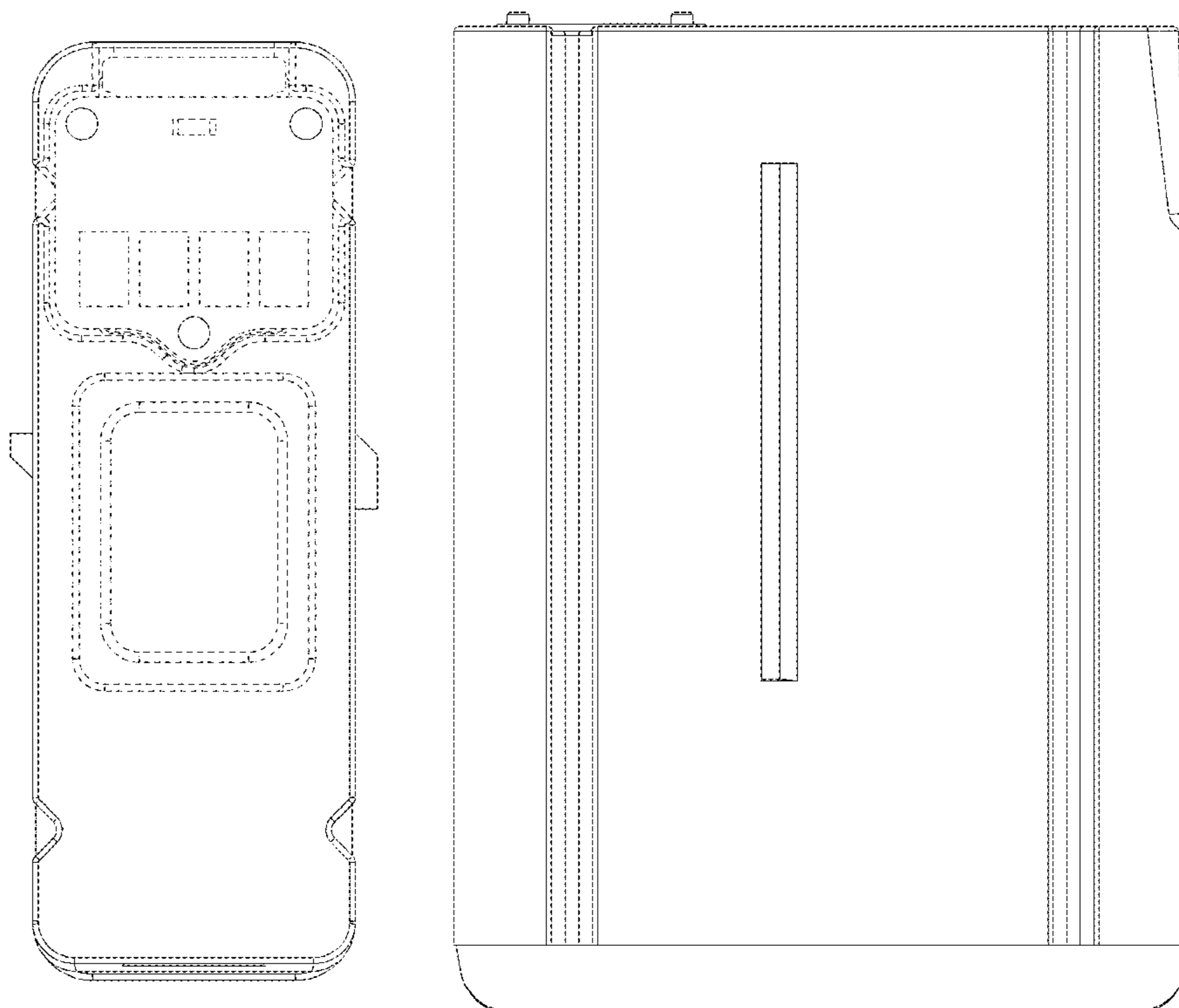
The ornamental design for a test strip cartridge for blood glucose meters, as shown and described.

DESCRIPTION

FIG. 1 is a front view of a test strip cartridge for blood glucose meters comprising a new, original, and ornamental design; FIG. 2 is a left side view thereof; FIG. 3 is a top view thereof; FIG. 4 is a right side view thereof; FIG. 5 is a rear view thereof; and, FIG. 6 is a bottom view thereof.

The broken lines represent unclaimed portions of the test strip cartridge and form no part of the claimed design.

1 Claim, 6 Drawing Sheets



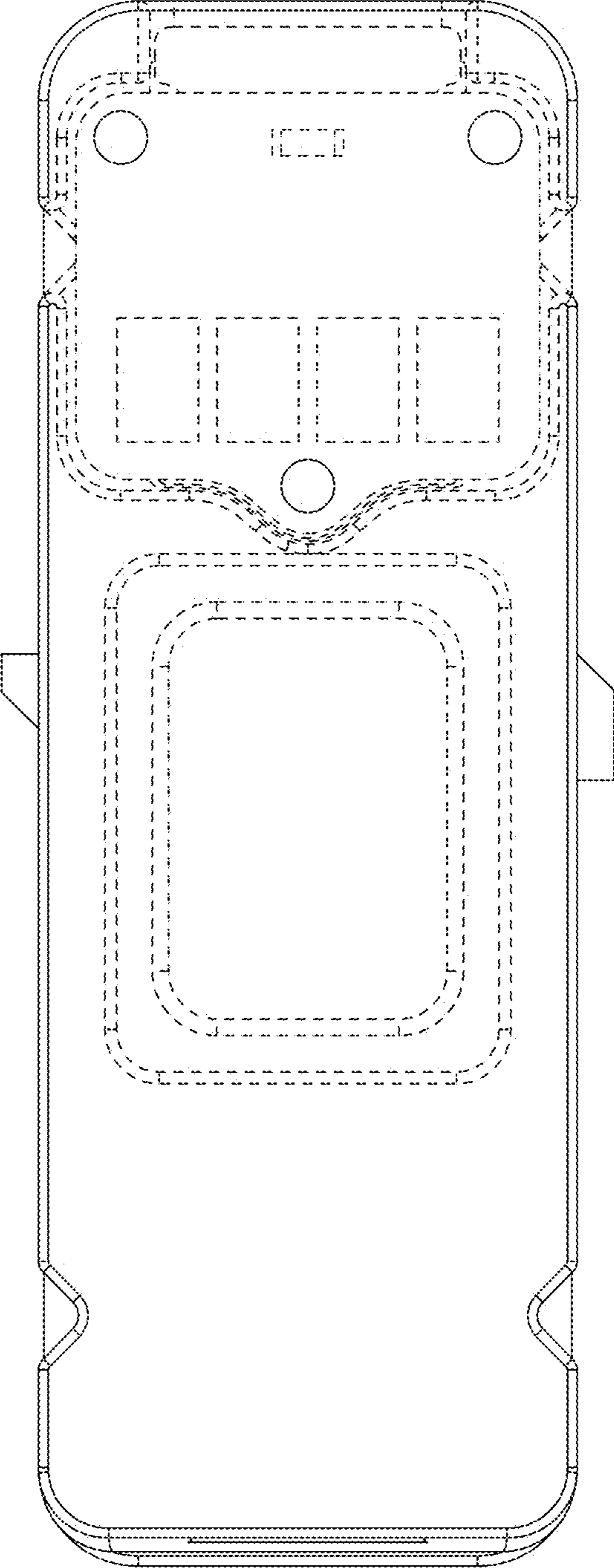


FIG. 1

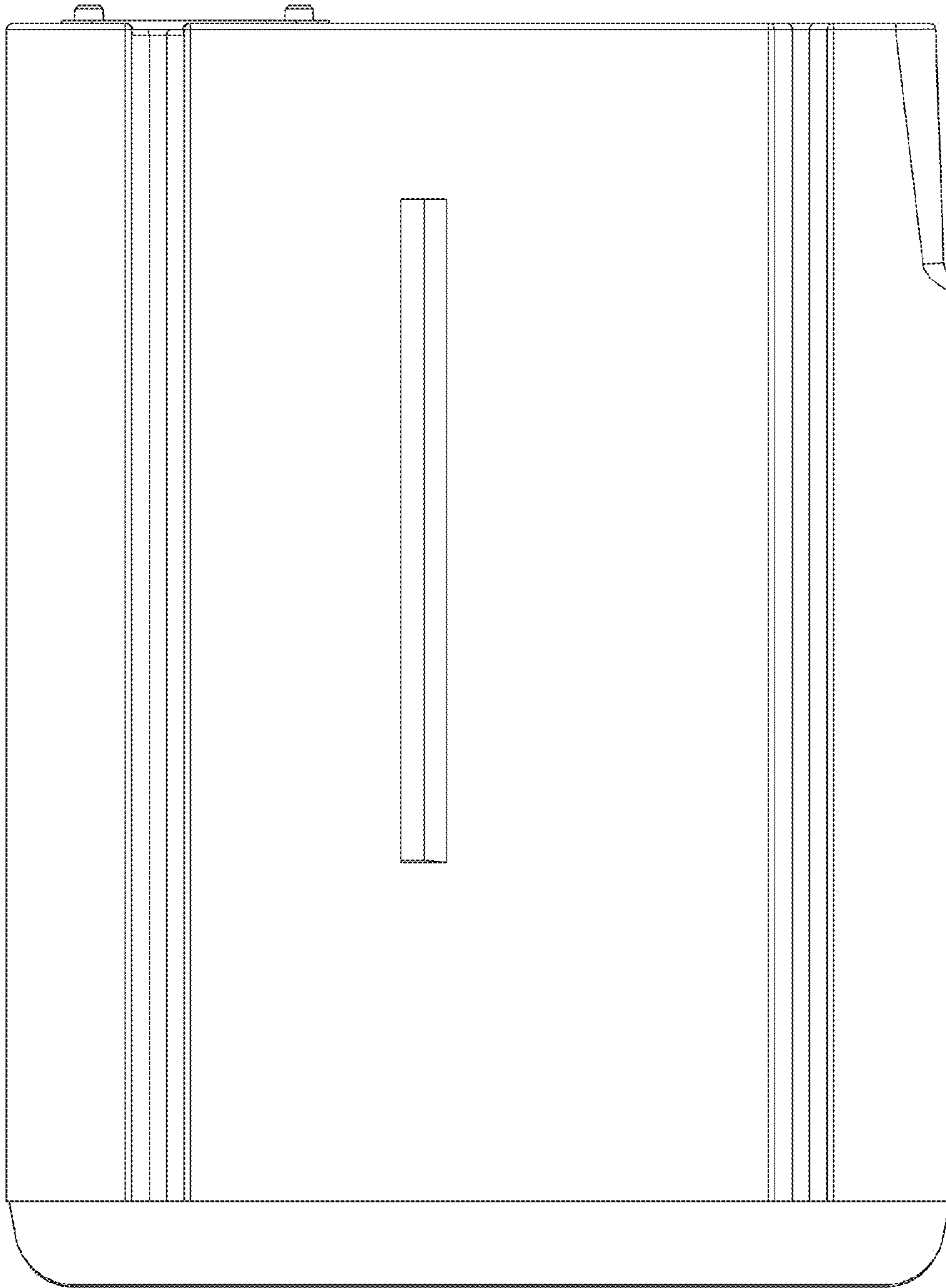


FIG. 2




FIG. 3

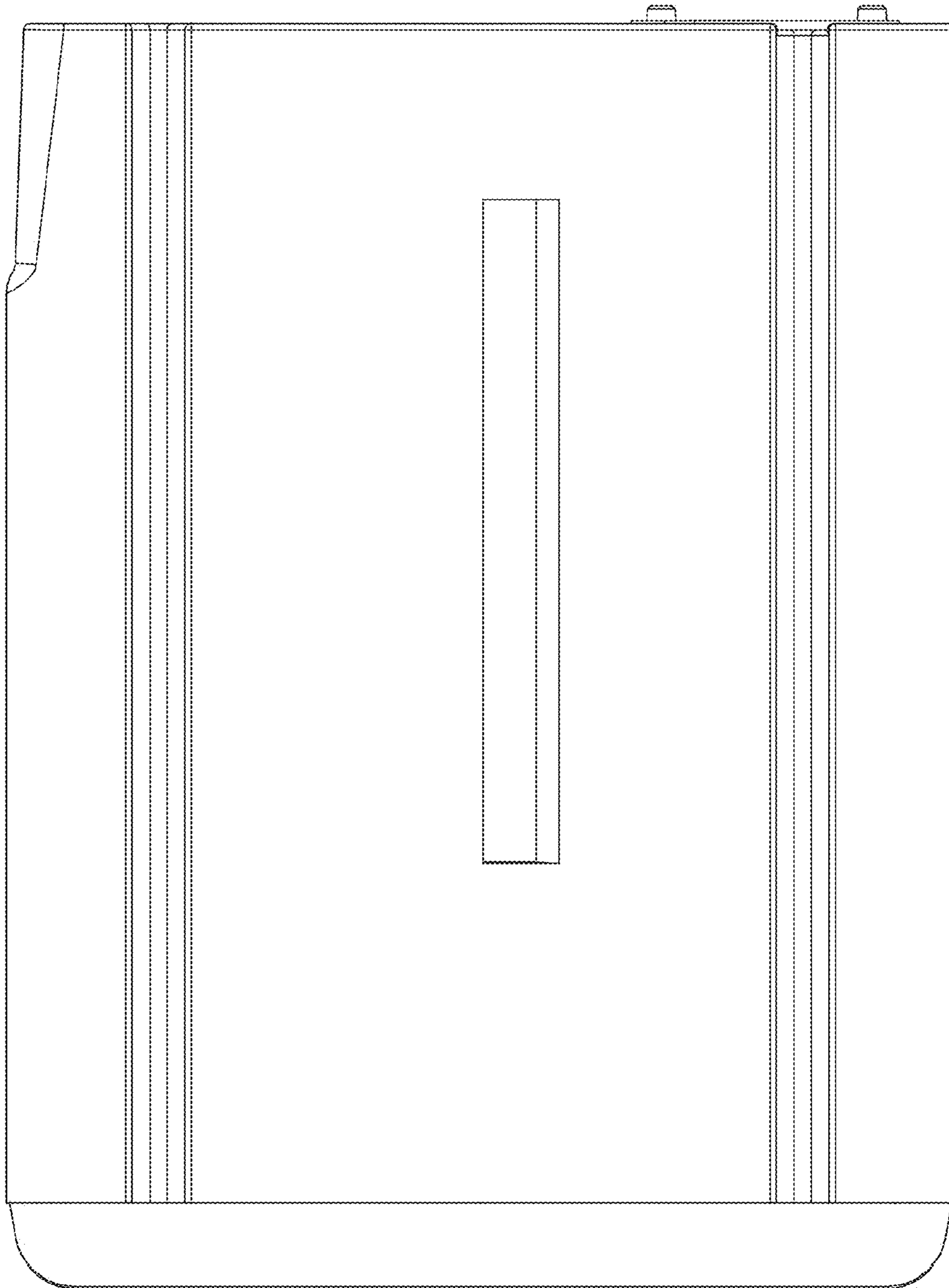


FIG. 4

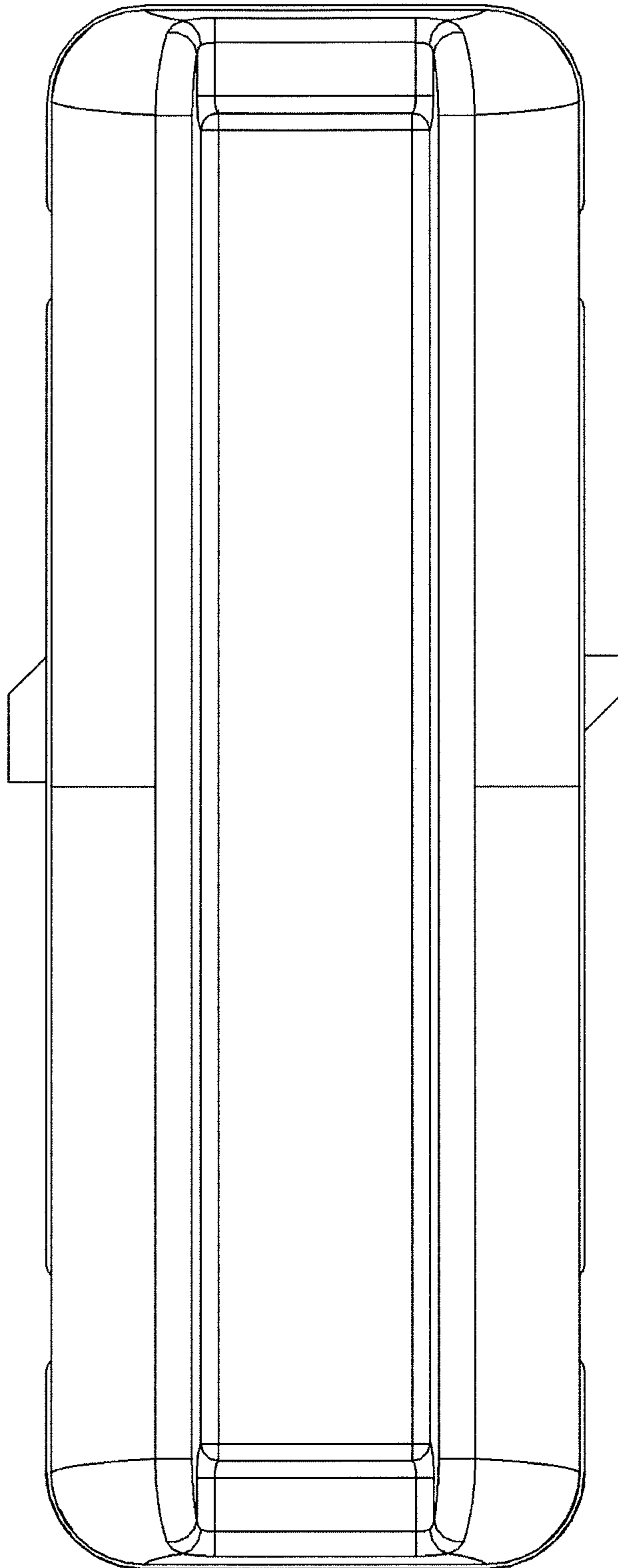


FIG. 5




FIG. 6