



US00D731657S

(12) **United States Design Patent**
Tong et al.

(10) **Patent No.:** **US D731,657 S**
(45) **Date of Patent:** **** Jun. 9, 2015**

(54) **CONTROL PANEL OF A PORTABLE
ULTRASOUND IMAGING DEVICE**

(71) Applicant: **SHENZHEN MINDRAY
BIO-MEDICAL ELECTRONICS
CO., LTD.**, Shenzhen (CN)

(72) Inventors: **Xin Tong**, Shenzhen (CN); **Qi Zhang**,
Shenzhen (CN); **Yunxia Huang**,
Shenzhen (CN)

(73) Assignee: **SHENZHEN MINDRAY
BIO-MEDICAL ELECTRONICS
CO., LTD.**, Shenzhen (CN)

(**) Term: **14 Years**

(21) Appl. No.: **29/498,363**

(22) Filed: **Aug. 1, 2014**

Related U.S. Application Data

(62) Division of application No. 29/465,506, filed on Aug.
28, 2013, now Pat. No. Des. 723,168.

(51) **LOC (10) Cl.** **24-01**

(52) **U.S. Cl.**
USPC **D24/158**

(58) **Field of Classification Search**
USPC D24/158-161, 185, 186; 606/32-34;
600/437, 443; 248/282.1; D14/315,
D14/318, 328

See application file for complete search history.

(56) **References Cited**

U.S. PATENT DOCUMENTS

D334,062	S	*	3/1993	Davis et al.	D24/160
D550,366	S	*	9/2007	Zhou et al.	D24/186
D681,830	S	*	5/2013	Chung et al.	D24/186
D695,898	S	*	12/2013	Chung et al.	D24/158
D715,445	S	*	10/2014	Zhang et al.	D24/160
2008/0161688	A1	*	7/2008	Poland	600/437
2013/0219317	A1	*	8/2013	Jo et al.	715/771

* cited by examiner

Primary Examiner — Anhdao Doan

(74) *Attorney, Agent, or Firm* — Kory D. Christensen; Steel Rives LLP

(57) **CLAIM**

The ornamental design for a control panel of portable ultra-
sound imaging device, as shown and described.

DESCRIPTION

FIG. 1 is a front perspective of an embodiment of a control
panel of a portable ultrasound imaging device showing our
new design;

FIG. 2 is another front perspective view thereof;

FIG. 3 is a top plan view thereof;

FIG. 4 is a left side elevation view thereof;

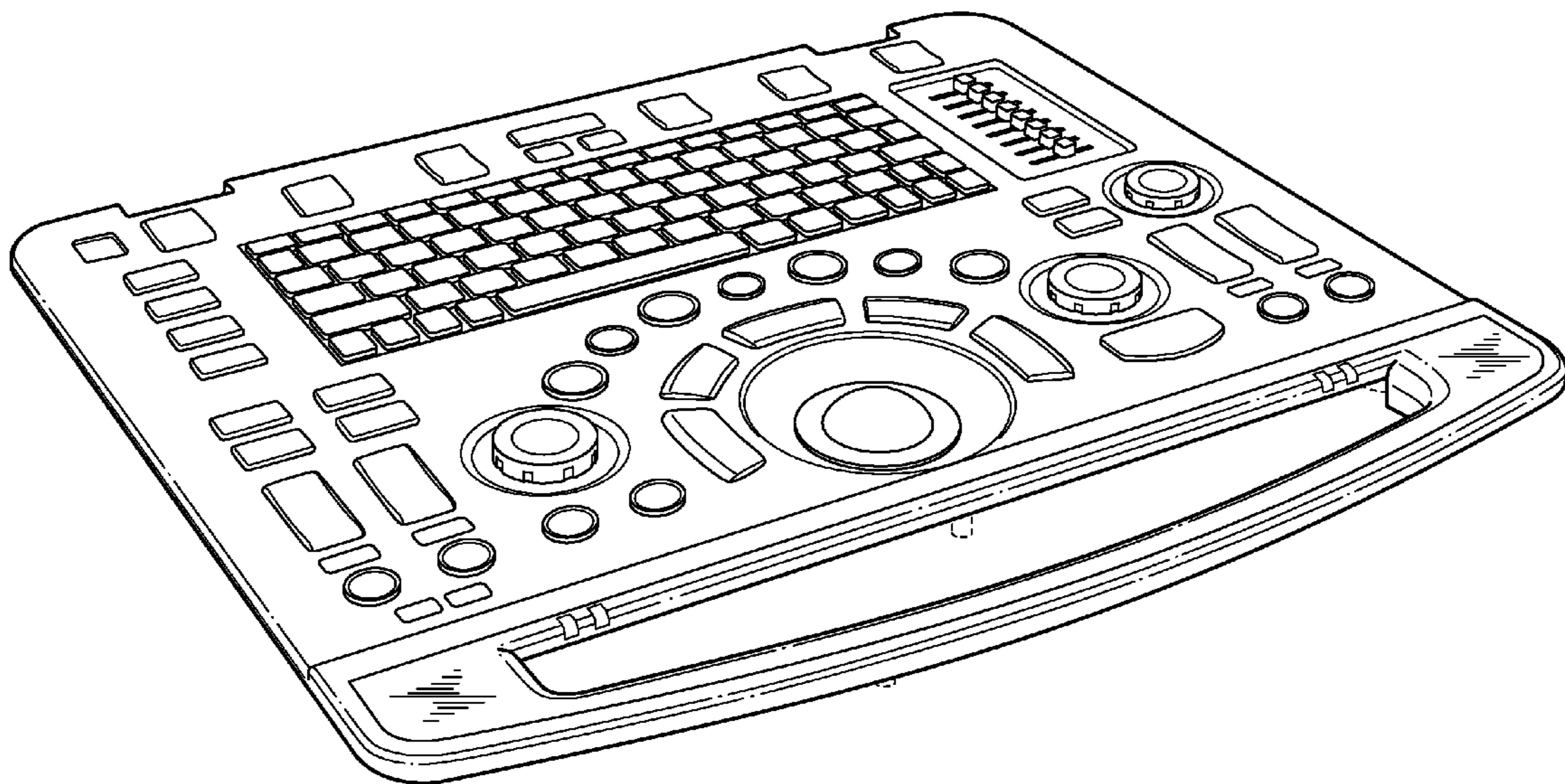
FIG. 5 is a right side elevation view thereof;

FIG. 6 is a front elevation view thereof; and,

FIG. 7 is a rear elevation view thereof.

The broken lines immediately adjacent the shaded areas rep-
resent the bounds of the claimed design, while all other bro-
ken lines are directed to environment and are for illustrative
purposes only; the broken lines form no part of the claimed
design.

1 Claim, 4 Drawing Sheets






FIG. 1

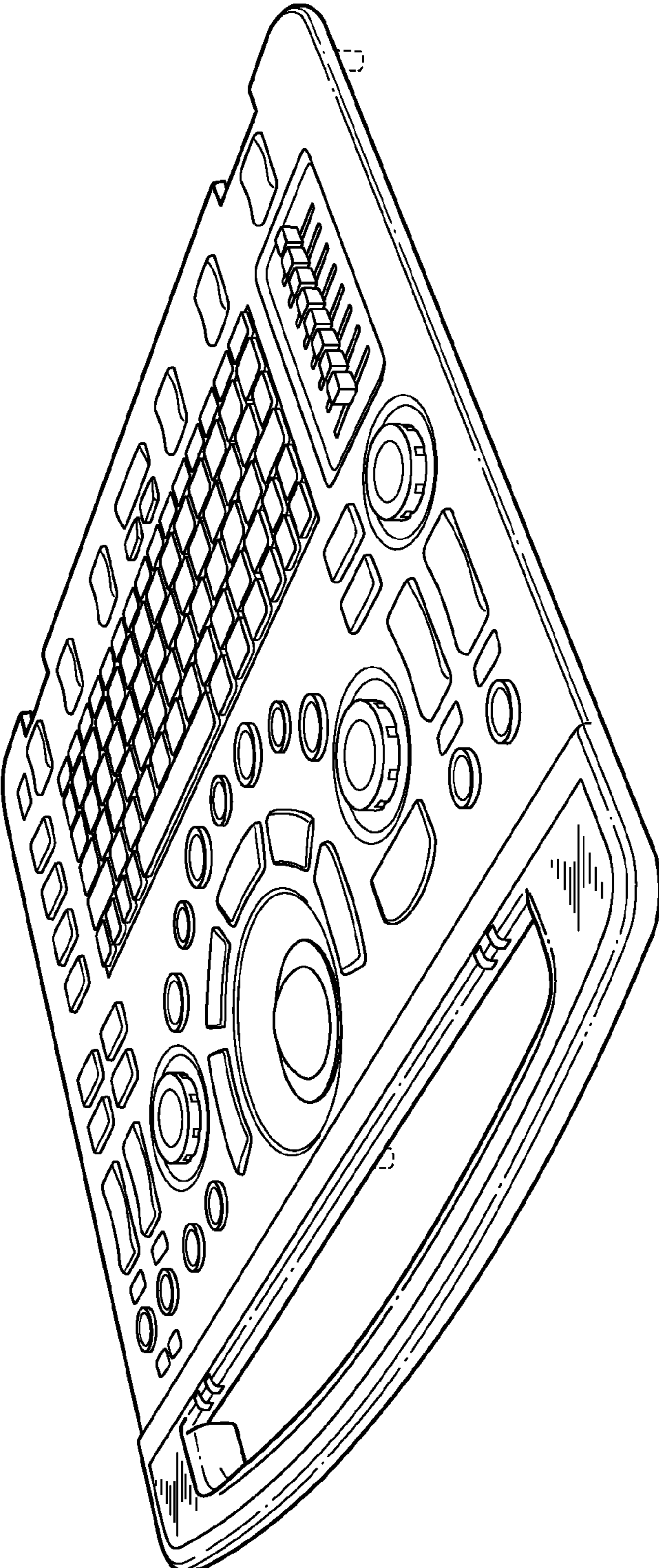


FIG. 2

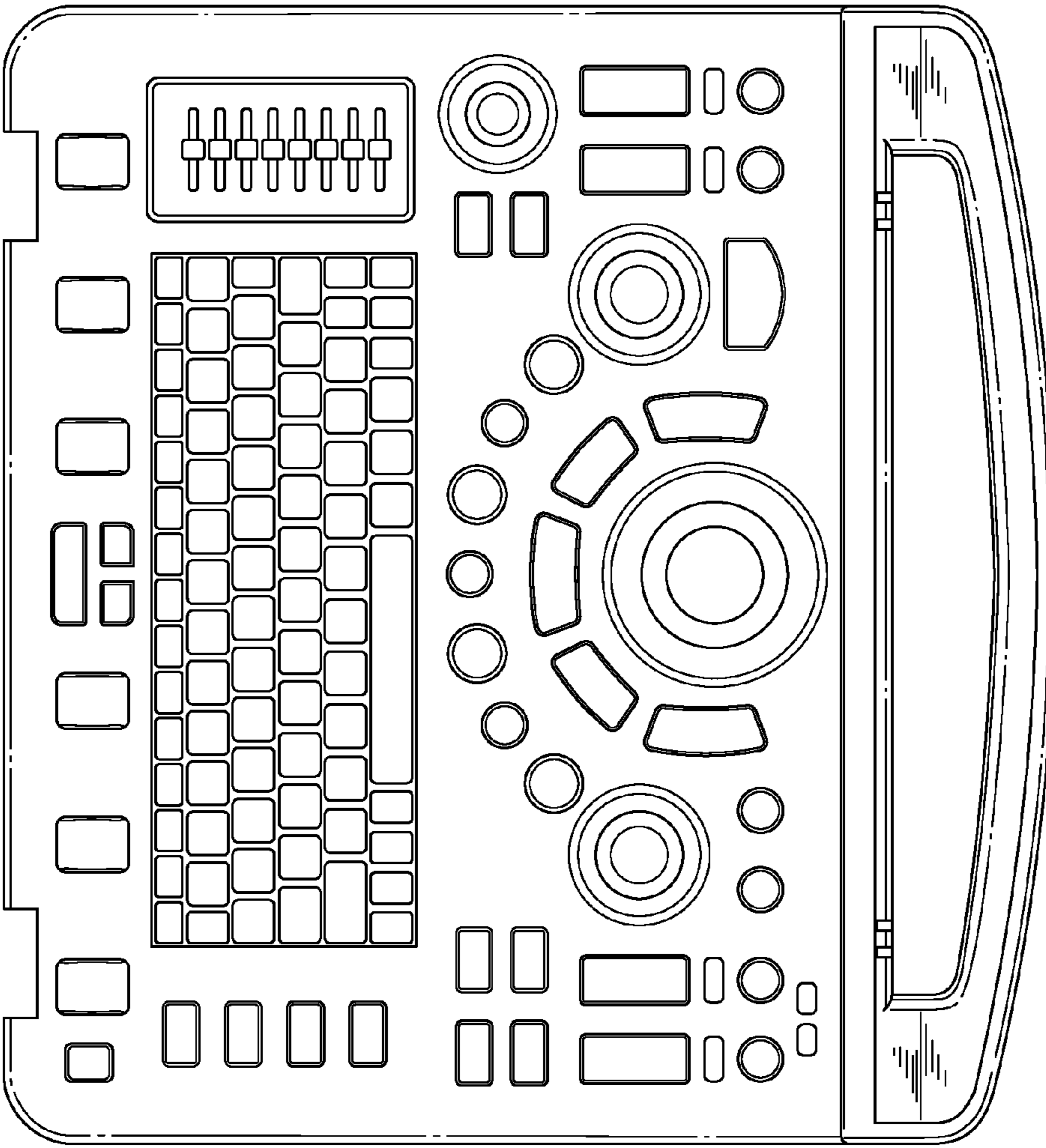


FIG. 3



FIG. 5

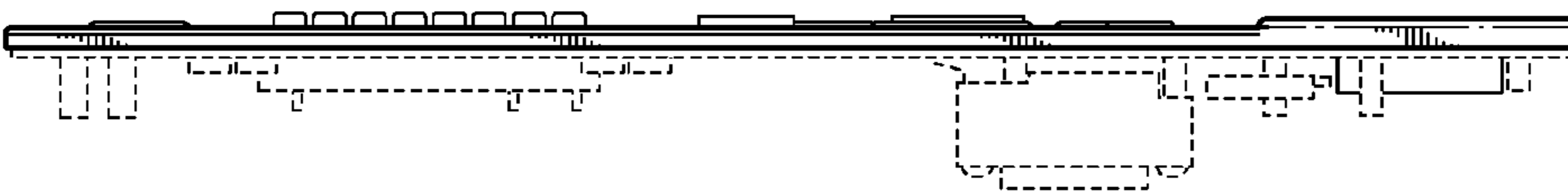


FIG. 4

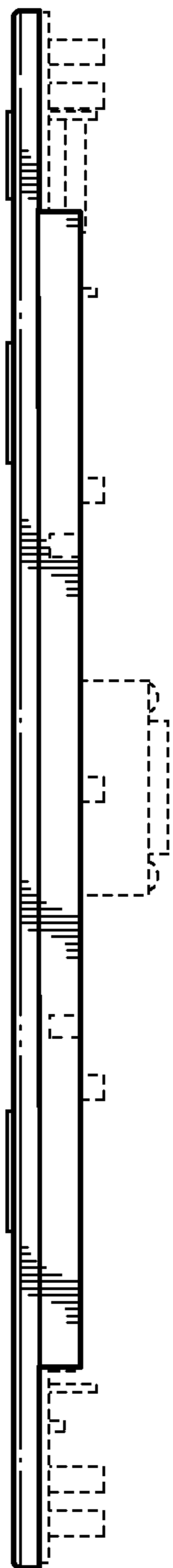


FIG. 6

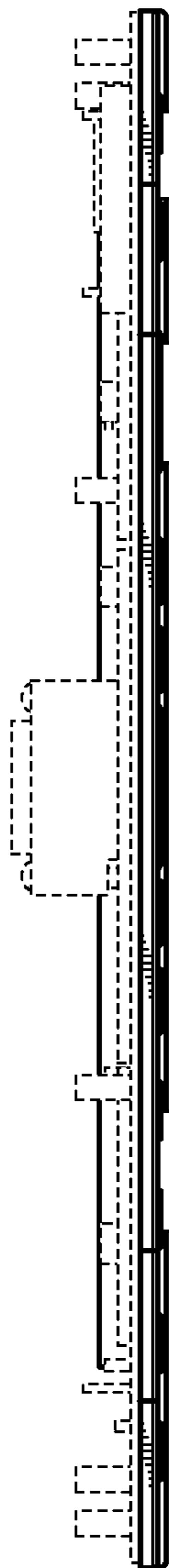


FIG. 7