



US00D731654S

(12) **United States Design Patent**  
**Massad**

(10) **Patent No.:** **US D731,654 S**  
(45) **Date of Patent:** **\*\* Jun. 9, 2015**

(54) **DENTAL TEETH DEVICE**

(75) **Inventor:** **Joseph J. Massad**, Tulsa, OK (US)

(73) **Assignee:** **Global Dental Impression Trays, Inc.**,  
Tulsa, OK (US)

(\*\*) **Term:** **14 Years**

(21) **Appl. No.:** **29/426,656**

(22) **Filed:** **Jul. 9, 2012**

(51) **LOC (10) Cl.** ..... **24-02**

(52) **U.S. Cl.**  
USPC ..... **D24/156**

(58) **Field of Classification Search**  
USPC ..... D24/155, 156, 107, 181; 433/173.176,  
433/212.1, 202.1, 191, 197, 204, 169;  
206/63.5

See application file for complete search history.

(56) **References Cited**

**U.S. PATENT DOCUMENTS**

1,507,024	A	9/1924	Monson	
2,557,899	A *	6/1951	Turro	433/191
2,697,278	A	12/1954	Kohler	
4,269,595	A *	5/1981	Nemethy	433/191
4,380,435	A	4/1983	Raeder et al.	
D268,869	S *	5/1983	Toff	D24/156
D331,285	S *	11/1992	Guthrie	D24/156
D338,529	S *	8/1993	Guthrie	D24/156
5,501,598	A *	3/1996	Misch	433/197
5,803,737	A *	9/1998	Lyalin	433/223
D487,314	S *	3/2004	Culp et al.	D24/156
D555,793	S *	11/2007	White	D24/181
D632,393	S *	2/2011	Sato et al.	D24/156
D632,394	S *	2/2011	Sato et al.	D24/156

D637,722	S *	5/2011	Sato et al.	D24/156
D637,723	S *	5/2011	Sato et al.	D24/156
2006/0286502	A1	12/2006	Shor	

**FOREIGN PATENT DOCUMENTS**

DE 4323074 1/1995

**OTHER PUBLICATIONS**

Ahmad, Irfan. "Protocols for Predictable Aesthetic Dental Restorations."; Blackwell Publishing Company; Oxford, UK, 2006. p. 157.

\* cited by examiner

*Primary Examiner* — Ian Simmons

*Assistant Examiner* — Charles Hanson

(74) *Attorney, Agent, or Firm* — Head, Johnson & Kachigian, P.C.

(57) **CLAIM**

The ornamental design for a dental teeth device, as shown and described.

**DESCRIPTION**

FIG. 1 is a top view of a dental teeth device of the claimed design;

FIG. 2 is a front view thereof;

FIG. 3 is bottom view thereof;

FIG. 4 is a side view thereof;

FIG. 5 is a side view thereof; and,

FIG. 6 is a rear view thereof.

The ornamental design which is claimed is shown in solid lines in the drawings. The broken line drawings of a dental teeth device are for illustrative purposes only and form no part of the particular claimed design.

**1 Claim, 2 Drawing Sheets**

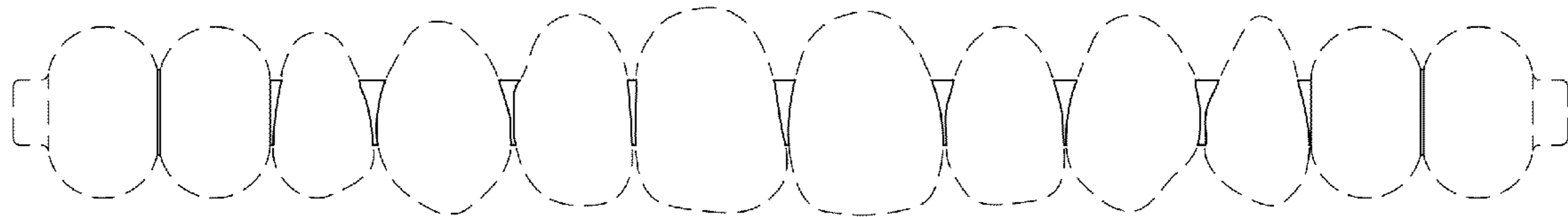




FIG. 1

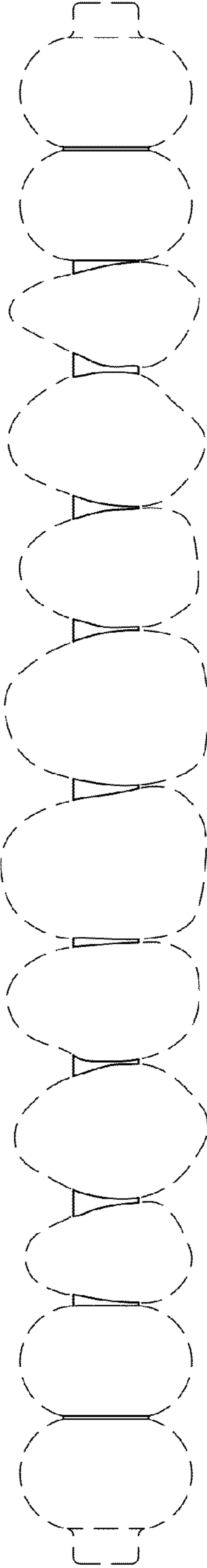


FIG. 2



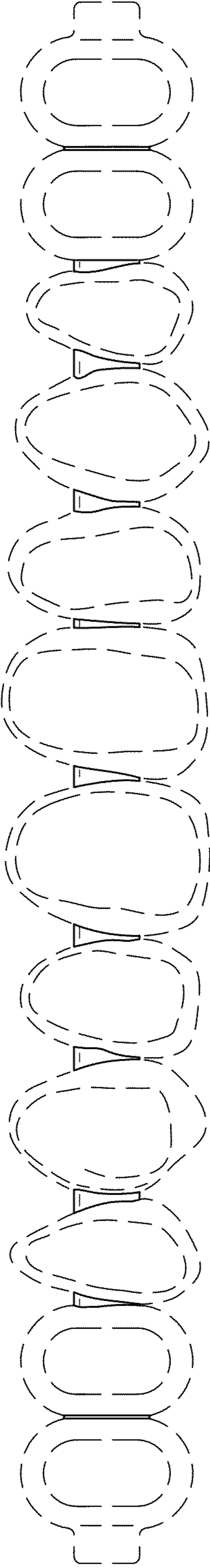
FIG. 3



**FIG. 4**



**FIG. 5**



**FIG. 6**