



US00D731644S

(12) **United States Design Patent**
Robles et al.

(10) **Patent No.:** **US D731,644 S**
(45) **Date of Patent:** **** Jun. 9, 2015**

- (54) **SANITARY NAPKIN**
- (71) Applicant: **The Procter & Gamble Company,**
Cincinnati, OH (US)
- (72) Inventors: **Miguel Alvaro Robles,** Wyoming, OH
(US); **Brice Daniel Westring,** Loveland,
OH (US); **Angel Michelle Walker**
Edwards, Cincinnati, OH (US); **Michael**
Joseph Page, Cincinnati, OH (US)
- (73) Assignee: **The Procter & Gamble Company,**
Cincinnati, OH (US)
- (**) Term: **14 Years**
- (21) Appl. No.: **29/436,514**
- (22) Filed: **Nov. 6, 2012**
- (51) **LOC (10) Cl.** **24-04**
- (52) **U.S. Cl.**
USPC **D24/125**
- (58) **Field of Classification Search**
USPC D24/124, 125; 604/358, 378, 379, 380,
604/383, 384, 385.01, 386, 387; D5/47, 53,
D5/54, 56, 57, 60-62, 7
See application file for complete search history.

- D607,996 S * 1/2010 Noel et al. D24/124
- D607,997 S * 1/2010 Noel et al. D24/124
- D612,491 S * 3/2010 Sullivan Conrad et al. . D24/124
- D617,896 S * 6/2010 Noel et al. D24/124
- D639,934 S * 6/2011 Noel et al. D24/124
- D645,960 S * 9/2011 Hood et al. D24/124
- D664,642 S * 7/2012 Hood et al. D24/125
- D668,332 S * 10/2012 Hough et al. D24/124
- D686,317 S * 7/2013 Bogren et al. D24/124
- D695,894 S * 12/2013 Bruno D24/125

* cited by examiner

Primary Examiner — T. Chase Nelson
Assistant Examiner — Michelle E Wilson

(74) *Attorney, Agent, or Firm* — Andres E. Velarde

(57) **CLAIM**

The ornamental design for a sanitary napkin, as shown and described.

DESCRIPTION

FIG. 1 is a perspective view of a sanitary napkin showing our new design;
 FIG. 2 is a perspective view of a sanitary napkin showing our new design;
 FIG. 3 is a top view of the sanitary napkin as shown in FIG. 1;
 FIG. 4 is a left side view of the sanitary napkin as shown in FIG. 1;
 FIG. 5 is a right side view of the sanitary napkin as shown in FIG. 1;
 FIG. 6 is a front side view of the sanitary napkin as shown in FIG. 1;
 FIG. 7 is a back side view of the sanitary napkin as shown in FIG. 1; and,
 FIG. 8 is a bottom view of the sanitary napkin as shown in FIG. 1.
 The broken lines depict portions of the sanitary napkin that form no part of the claimed design.

1 Claim, 3 Drawing Sheets

(56) **References Cited**

U.S. PATENT DOCUMENTS

- D349,159 S * 7/1994 Huffman D24/124
- D412,575 S * 8/1999 Trombetta et al. D24/125
- D430,665 S * 9/2000 Kirkbride et al. D24/125
- D448,476 S * 9/2001 Page et al. D24/124
- D463,548 S * 9/2002 Gannon et al. D24/125
- D474,539 S * 5/2003 Velazquez et al. D24/125
- D506,255 S * 6/2005 Drzewiecki et al. D24/125
- D508,993 S * 8/2005 Drzewiecki et al. D24/125
- D590,941 S * 4/2009 Noel et al. D24/124
- D600,805 S * 9/2009 Hood et al. D24/124

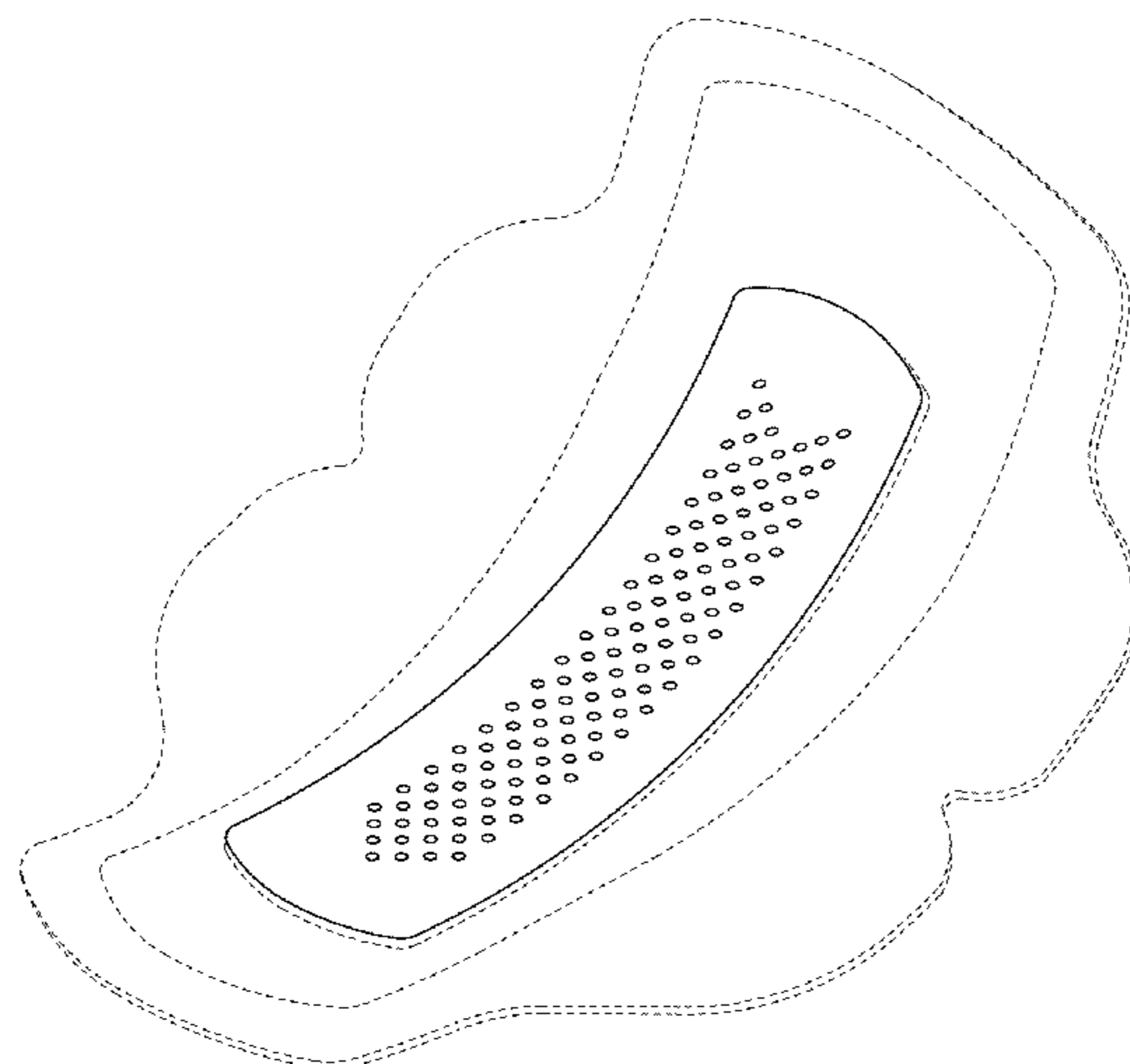


FIG. 1

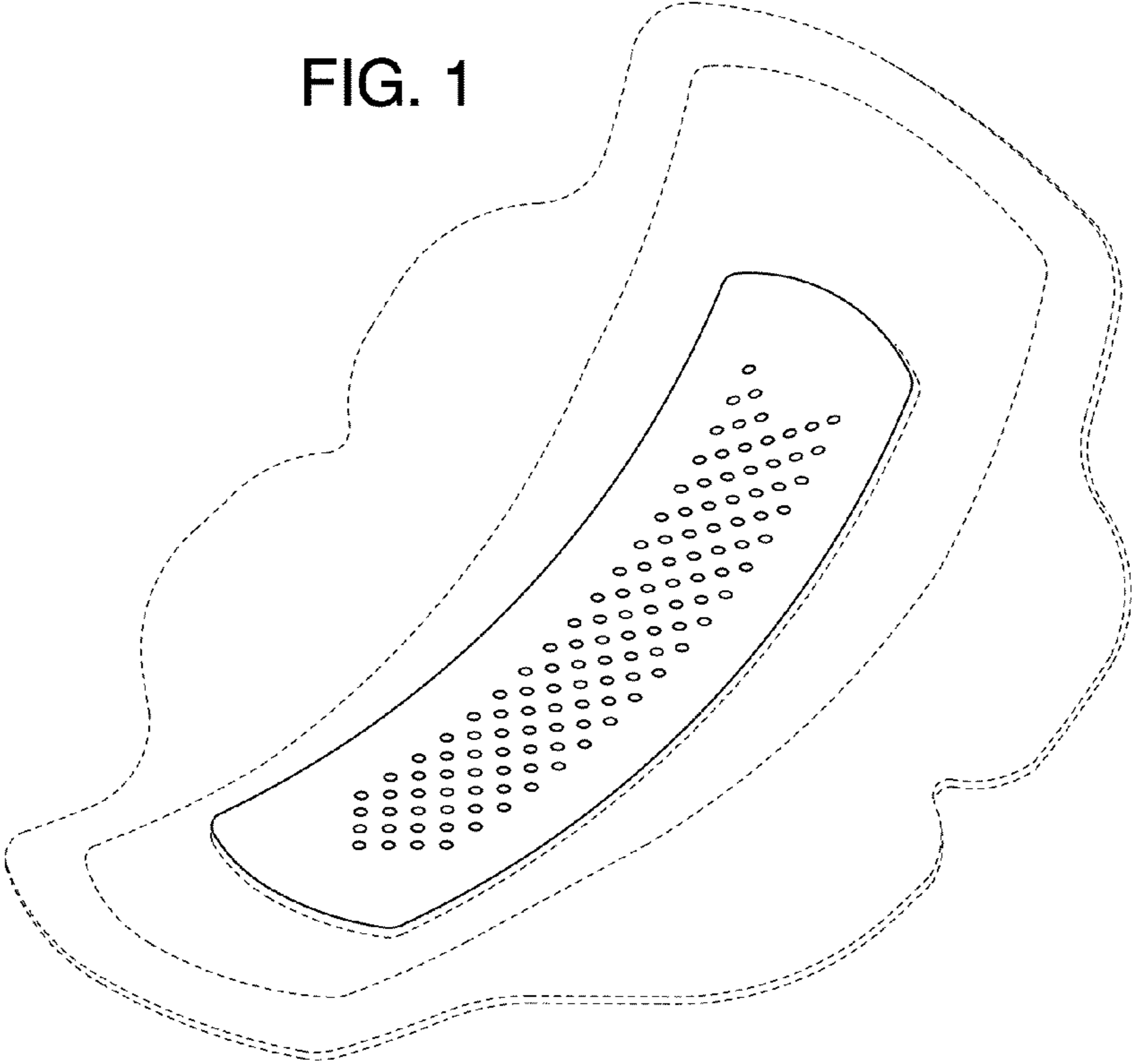
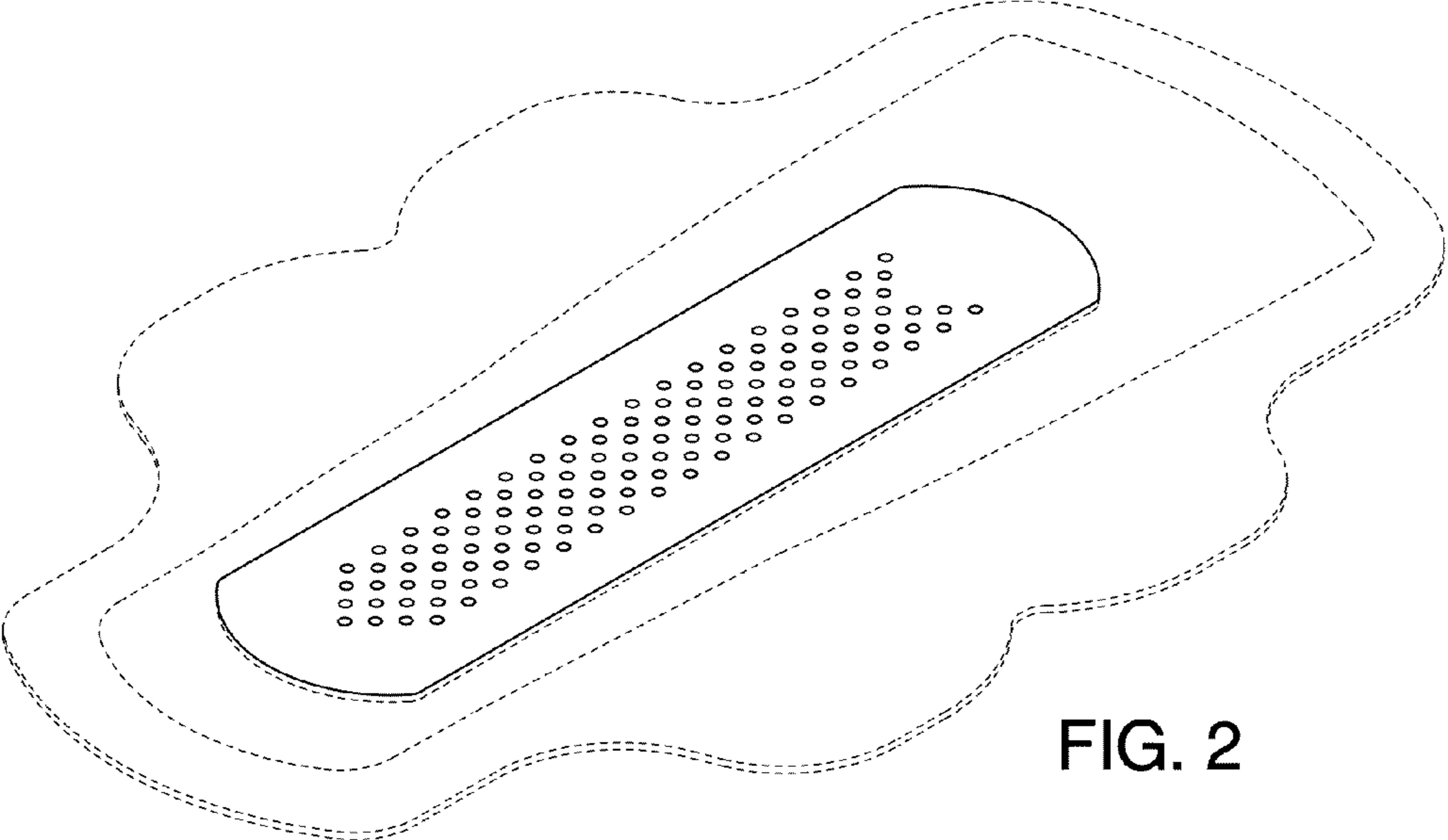


FIG. 2



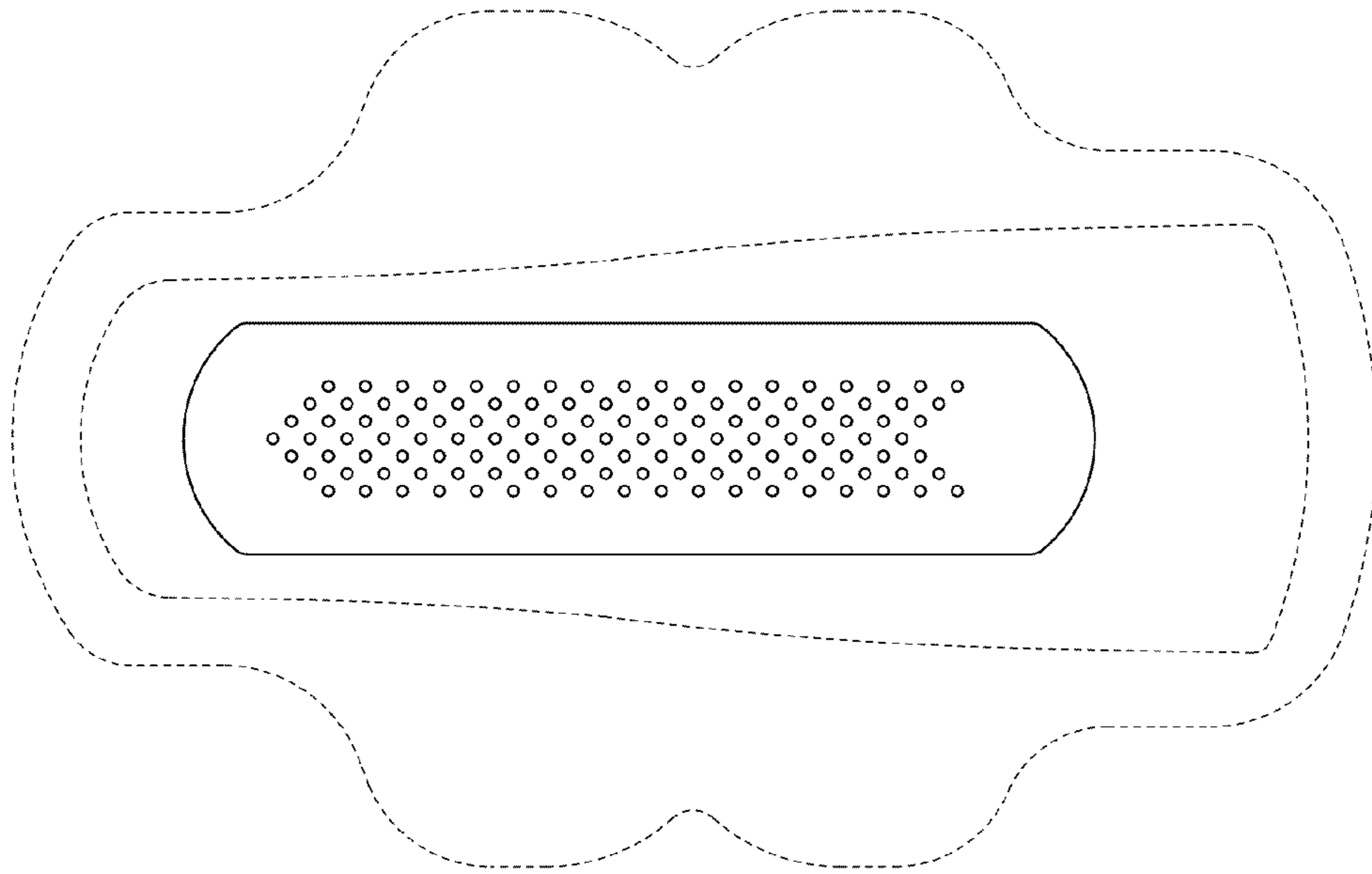


FIG. 3

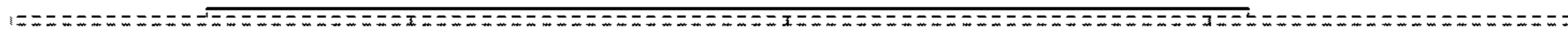


FIG. 4

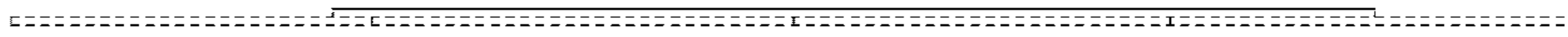


FIG. 5



FIG. 6

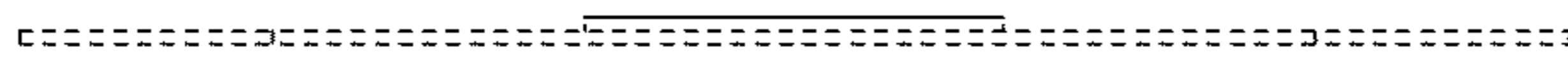


FIG. 7




FIG. 8