



US00D731637S

(12) **United States Design Patent**
Pick et al.

(10) **Patent No.:** **US D731,637 S**
(45) **Date of Patent:** **** Jun. 9, 2015**

- (54) **EARPLUG**
- (71) Applicant: **Bumble BE Holdings, LLC**, Los Angeles, CA (US)
- (72) Inventors: **Douglas Pick**, Aliso Viejo, CA (US); **Steven Daniel Butler**, Torrance, CA (US)
- (73) Assignee: **Bumble BE Holdings, LLC**, Los Angeles, CA (US)
- (**) Term: **14 Years**
- (21) Appl. No.: **29/447,636**
- (22) Filed: **Mar. 5, 2013**
- (51) **LOC (10) Cl.** **24-04**
- (52) **U.S. Cl.**
USPC **D24/106**
- (58) **Field of Classification Search**
USPC D24/102, 105, 106, 173, 174;
D14/205–207, 223; D18/15, 16;
D19/187; D21/386; D29/112
CPC A61F 11/008; A61F 11/08; A61F 11/085;
A61F 11/10
See application file for complete search history.

(56) **References Cited**

U.S. PATENT DOCUMENTS

4,774,938	A	10/1988	Leight	
5,036,681	A	8/1991	Schaerer	
D325,004	S *	3/1992	Tubbs D11/157
5,113,967	A	5/1992	Killion et al.	
5,904,143	A	5/1999	Magidson et al.	
5,957,136	A	9/1999	Magidson et al.	
5,988,313	A	11/1999	Hakansson	
6,006,857	A	12/1999	Leight et al.	
D427,304	S	6/2000	Magidson et al.	
D435,645	S	12/2000	Westerdal	
D437,048	S	1/2001	Hirshfeld	

6,264,870	B1	7/2001	Hakansson	
6,440,339	B1	8/2002	Magidson et al.	
D481,118	S	10/2003	Doty et al.	
D490,211	S *	5/2004	McHan, Jr. D1/112
D509,042	S *	9/2005	Buckley et al. D1/106
D512,141	S	11/2005	Mishkin et al.	
6,981,504	B2	1/2006	Jenkins, Jr.	
D521,637	S	5/2006	Yang	
D529,169	S	9/2006	Ryan	
7,107,993	B2	9/2006	Magidson	
D535,644	S	1/2007	Drambarean et al.	
D536,089	S	1/2007	Magidson et al.	
7,305,992	B2	12/2007	Fleming	
7,314,047	B2	1/2008	Falco	
D571,911	S *	6/2008	Osterberg D24/105
D586,534	S *	2/2009	Oelsner et al. D1/112
D592,300	S	5/2009	Yeh	
7,537,011	B2	5/2009	Falco	
D606,189	S	12/2009	Lajtai	
7,697,706	B2	4/2010	Doty	
D624,999	S	10/2010	Turdjian et al.	
7,967,015	B2	6/2011	Jenkins, Jr.	
7,984,716	B2	7/2011	Purcell et al.	

(Continued)

Primary Examiner — Ian Simmons
Assistant Examiner — Richelle G Shelton
(74) *Attorney, Agent, or Firm* — Risso & Associates


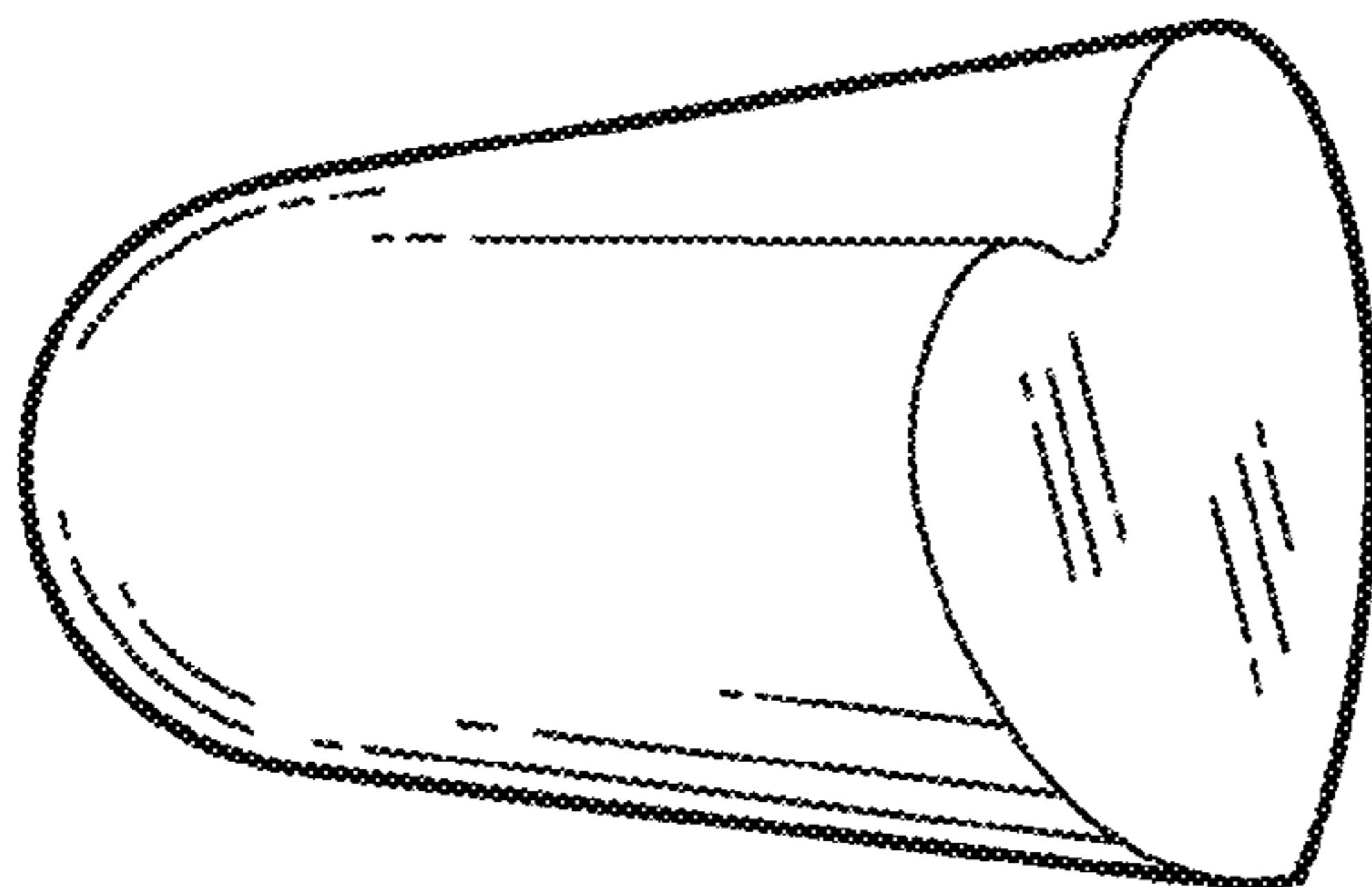
(57) **CLAIM**

The ornamental design for an earplug, as shown and described.

DESCRIPTION

FIG. 1 is a left, front-perspective view of an earplug;
FIG. 2 is a right, rear-perspective view of the earplug;
FIG. 3 is a left, side-view of the earplug;
FIG. 4 is a right, side-view of the earplug;
FIG. 5 is a bottom-view of the earplug;
FIG. 6 is a top-view of the earplug;
FIG. 7 is a front-view of the earplug; and,
FIG. 8 is a rear-view of the earplug.

1 Claim, 1 Drawing Sheet



(56)

References Cited

U.S. PATENT DOCUMENTS

8,113,207 B2 2/2012 Gehling et al.
8,161,975 B2 4/2012 Turdjian
2002/0139707 A1* 10/2002 Hakansson 206/526
2006/0102418 A1 5/2006 Magidson

2010/0095971 A1* 4/2010 Johnson et al. 128/865
2010/0294285 A1 11/2010 Turdjian
2011/0031059 A1* 2/2011 Parish et al. 181/129
2012/0073583 A1 3/2012 Turdjian
2012/0170790 A1* 7/2012 Pang et al. 381/384
2012/0199143 A1 8/2012 Turdjian et al.
2012/0272974 A1 11/2012 Magidson et al.

* cited by examiner

FIG. 1




FIG. 2

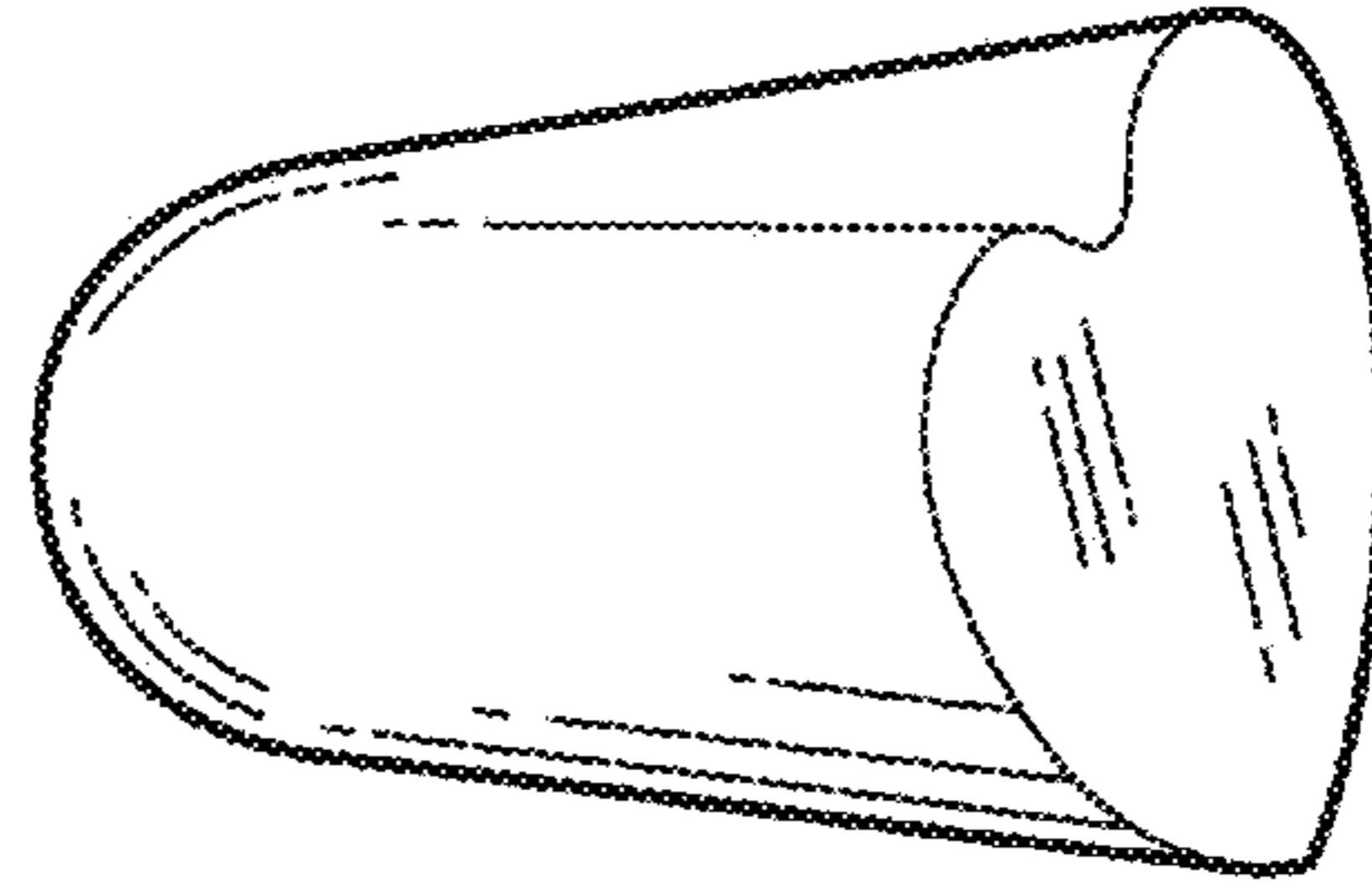


FIG. 3



FIG. 4




FIG. 5




FIG. 6




FIG. 7




FIG. 8

