



US00D731618S

(12) **United States Design Patent**
Yeh et al.

(10) **Patent No.:** **US D731,618 S**
(45) **Date of Patent:** **** Jun. 9, 2015**

(54) **WATER FILTER**

(71) Applicant: **SYNDER FILTRATION**, Vacaville, CA (US)

(72) Inventors: **Edward Yeh**, Fairfield, CA (US); **Joseph Wang**, Fairfield, CA (US); **Yongming Zhang**, Taizhou (CN)

(73) Assignee: **Synder Filtration**, Vacaville, CA (US)

(**) Term: **14 Years**

(21) Appl. No.: **29/489,904**

(22) Filed: **May 5, 2014**

(51) **LOC (10) Cl.** **23-01**

(52) **U.S. Cl.**
USPC **D23/209**

(58) **Field of Classification Search**
USPC D23/207, 209; 210/232, 282, 241, 435, 210/444, 464, 266
See application file for complete search history.

(56) **References Cited**

U.S. PATENT DOCUMENTS

D421,089 S * 2/2000 Fujita et al. D23/207
D437,384 S * 2/2001 Fletcher et al. D23/207

D482,754 S * 11/2003 Rhinehart et al. D23/207
D482,755 S * 11/2003 Rhinehart et al. D23/207
D530,388 S * 10/2006 Fletcher D23/207
D643,506 S * 8/2011 Miles et al. D23/207
D673,241 S * 12/2012 Choi D23/207
D682,387 S * 5/2013 Tseng D23/207
D695,877 S * 12/2013 Geisen et al. D23/207

* cited by examiner

Primary Examiner — Robin V Webster

(74) *Attorney, Agent, or Firm* — Quarles & Brady LLP

(57) **CLAIM**

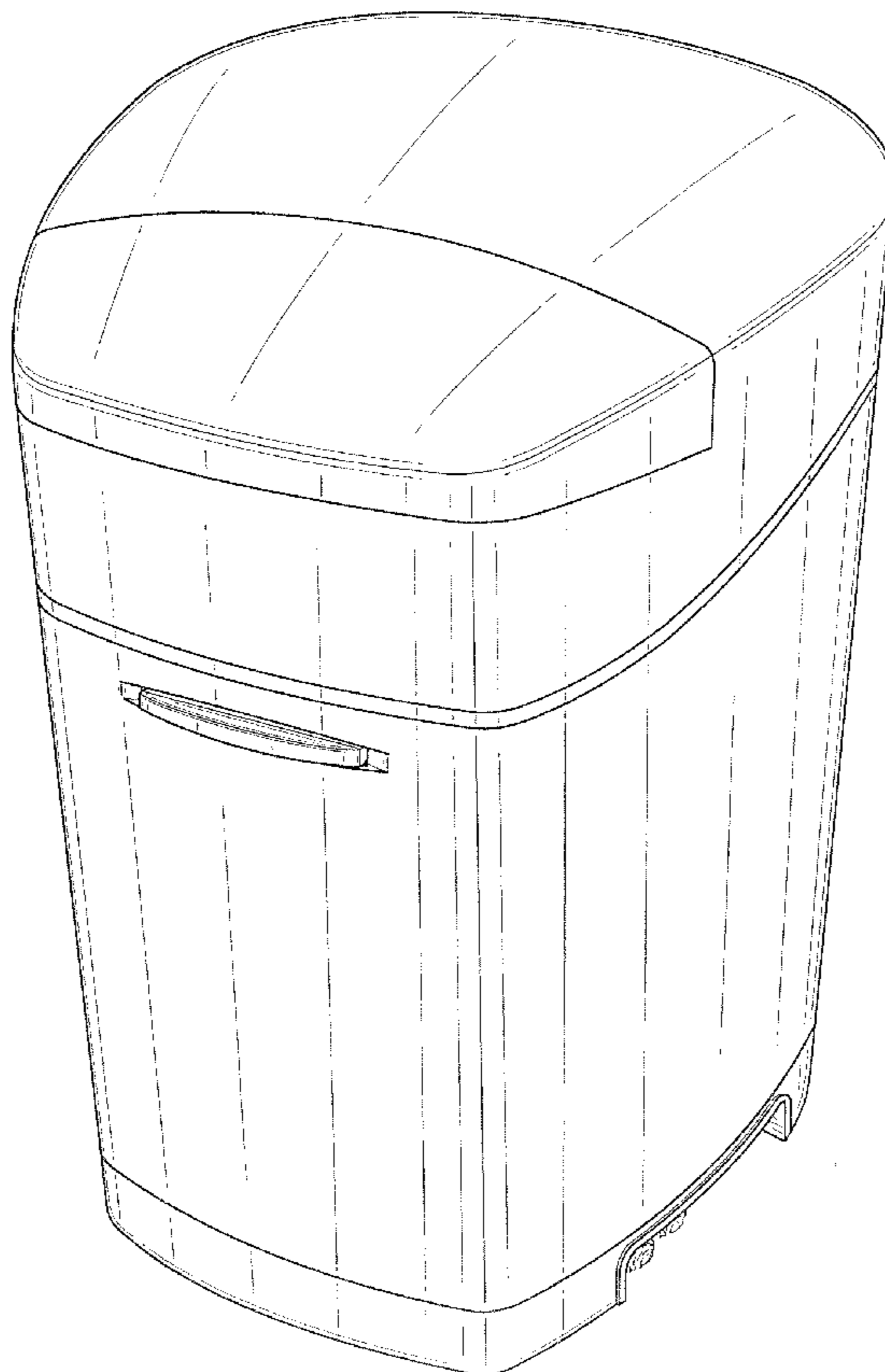
The ornamental design for a water filter, as shown and described.

DESCRIPTION

FIG. 1 is a perspective view of a water filter embodying the new design;
FIG. 2 is a front elevation view thereof;
FIG. 3 is a rear elevation view thereof;
FIG. 4 is a side elevation view thereof;
FIG. 5 is an opposing side elevation view thereof; and,
FIG. 6 is a top plan view thereof.

The bottom of the water filter is flat and unornamented. The broken line showing of parts of the drawings is included for the purpose of illustrating use and environment and forms no part of the claimed design.

1 Claim, 6 Drawing Sheets






FIG. 1

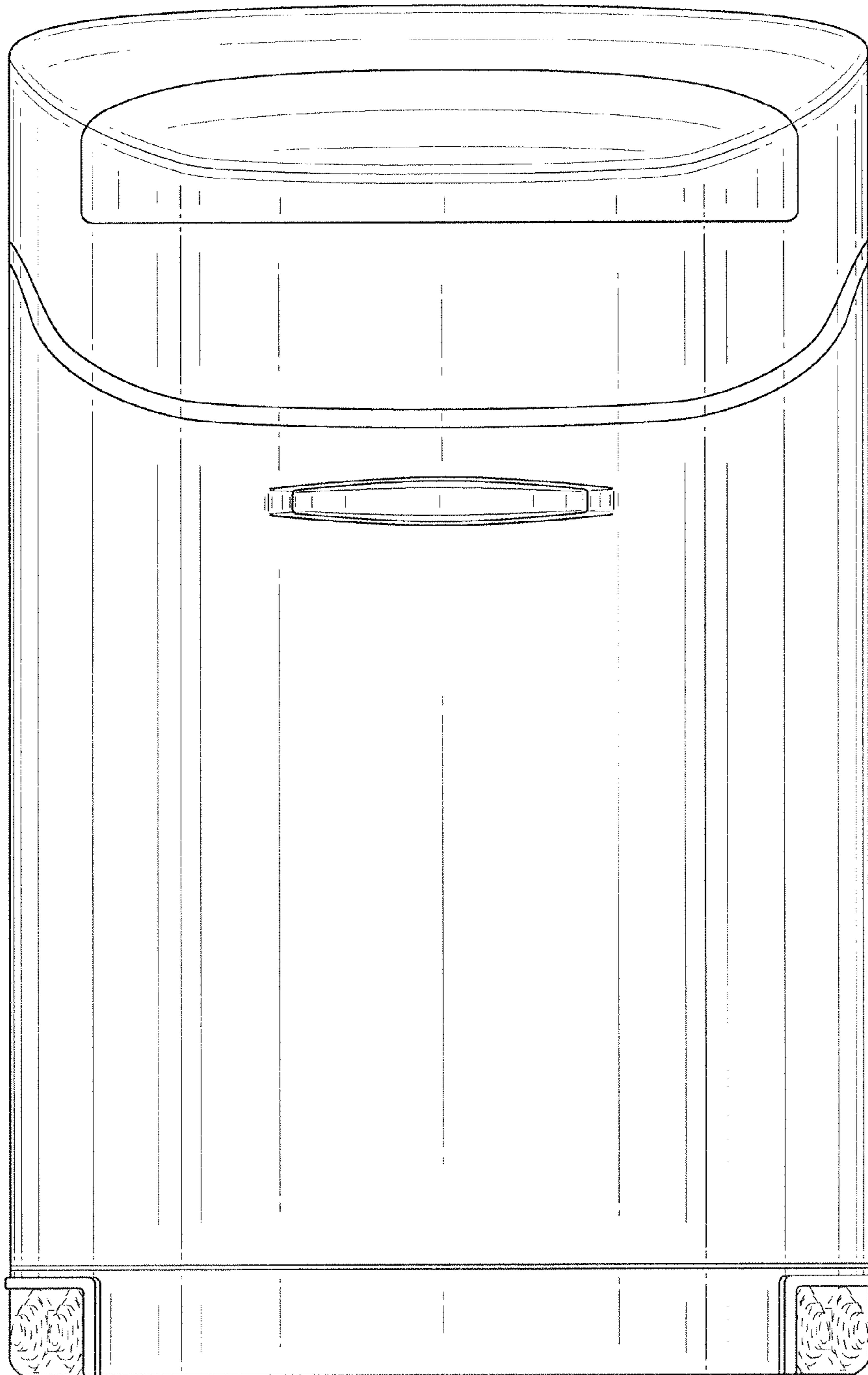


FIG. 2

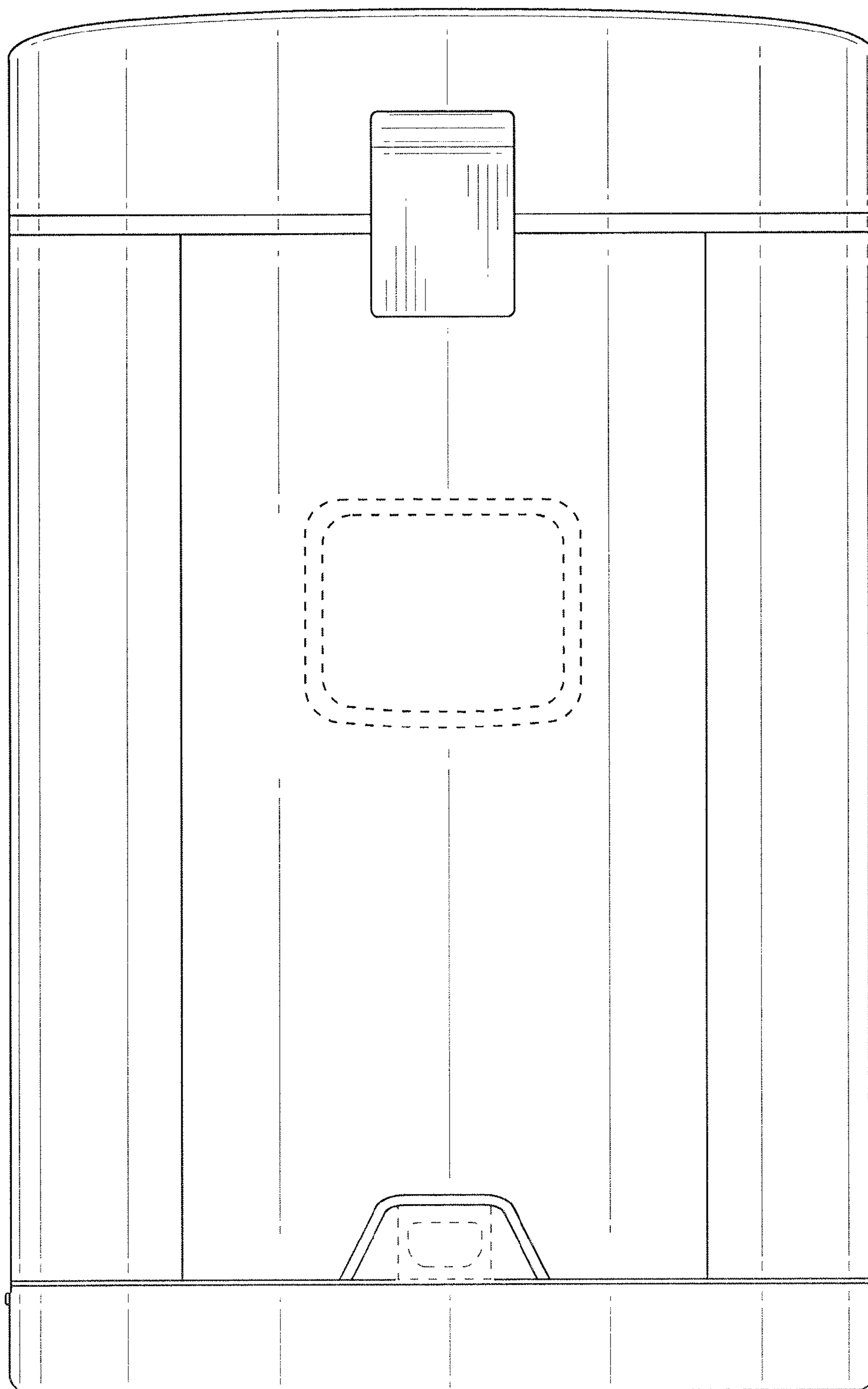


FIG. 3




FIG. 4




FIG. 5

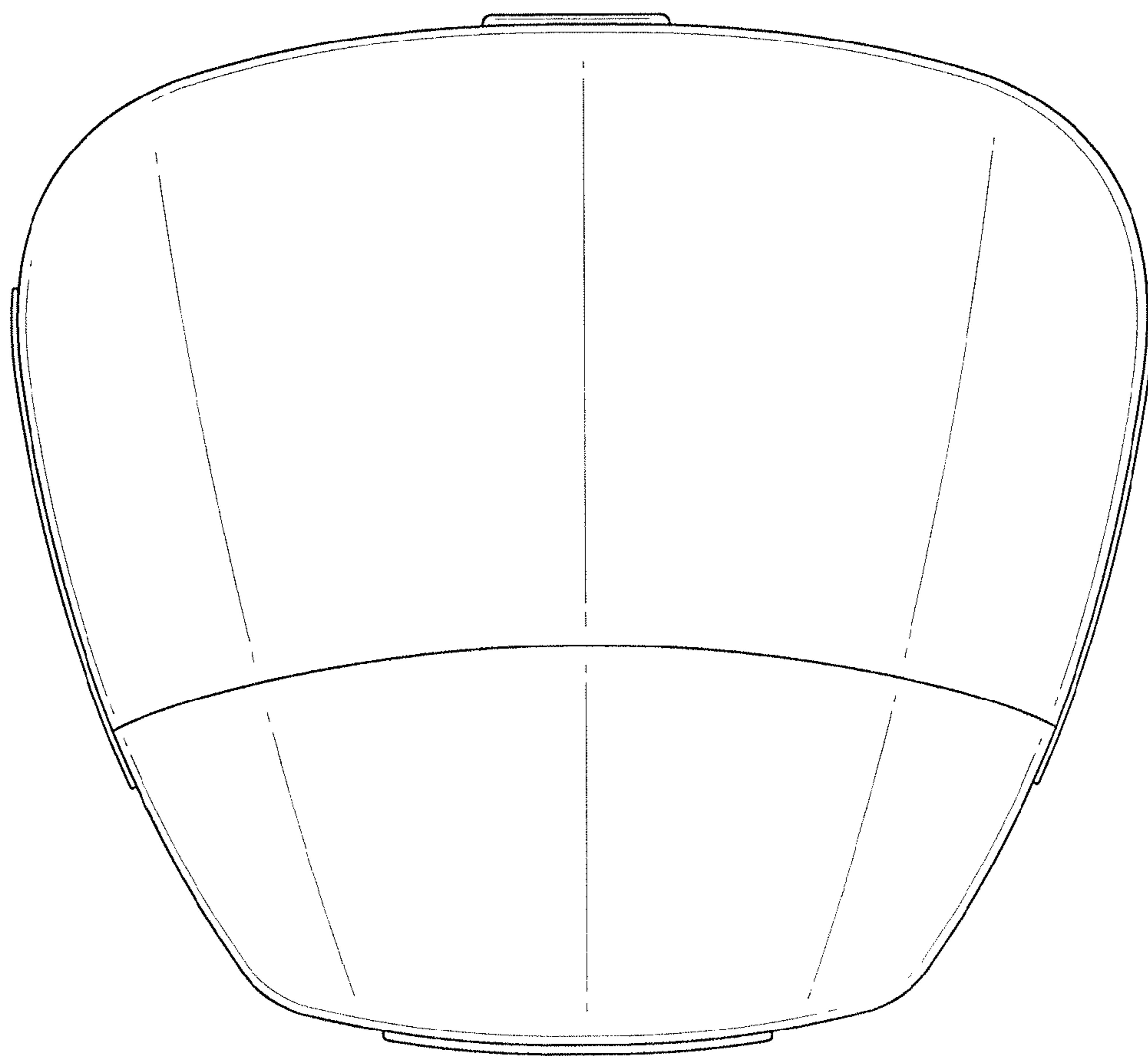


FIG. 6