

US00D731617S

(12) **United States Design Patent**
Kohl

(10) **Patent No.:** **US D731,617 S**
(45) **Date of Patent:** **** Jun. 9, 2015**

(54) **WATER BOTTLE FILTER**

8,142,654 B2 * 3/2012 Kohl 210/244
8,845,895 B1 * 9/2014 Ghiassi 210/232
D717,912 S * 11/2014 Huda et al. D23/209

(71) Applicant: **Abraham K. Kohl**, Parkland, FL (US)

* cited by examiner

(72) Inventor: **Abraham K. Kohl**, Parkland, FL (US)

Primary Examiner — Robin V Webster

(**) Term: **14 Years**

(74) *Attorney, Agent, or Firm* — Robert M. Downey, P.A.

(21) Appl. No.: **29/486,508**

(57) **CLAIM**

(22) Filed: **Mar. 31, 2014**

The ornamental design for a water bottle filter, as shown and described.

(51) **LOC (10) Cl.** **23-01**

(52) **U.S. Cl.**
USPC **D23/209**

DESCRIPTION

(58) **Field of Classification Search**
USPC D23/207, 209; 210/232, 282, 237, 238
See application file for complete search history.

FIG. 1 is a top perspective view of a water bottle filter showing my new design;

(56) **References Cited**

U.S. PATENT DOCUMENTS

D419,215 S * 1/2000 Kim D23/209
D594,088 S * 6/2009 Pritchard D23/207
D612,007 S * 3/2010 Brockdorff D23/207
D645,117 S * 9/2011 Isler et al. D23/209

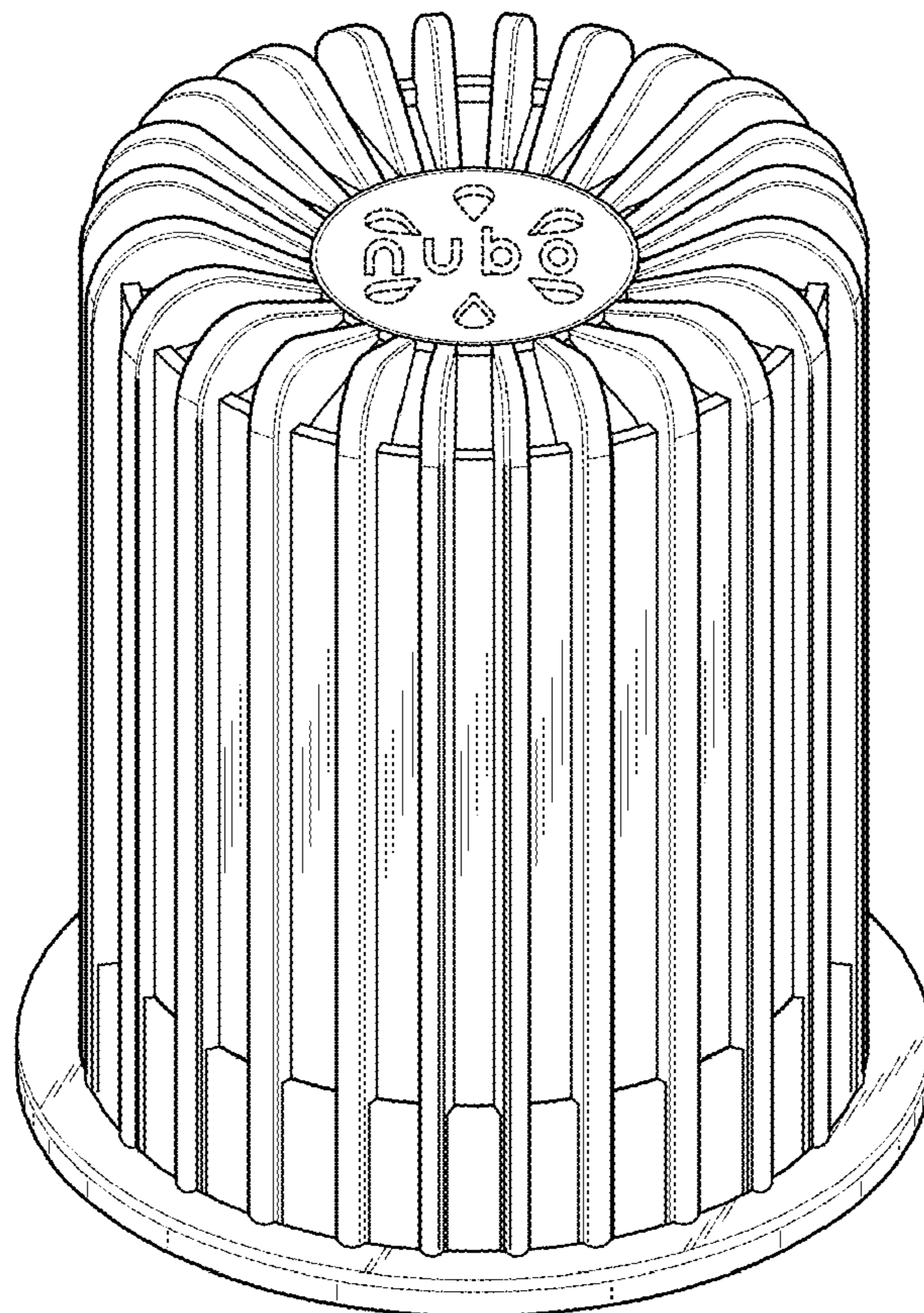
FIG. 2 is a front elevational view thereof, the rear elevational view, right side elevational view and left side elevational view being identical thereto;

FIG. 3 is a top plan view thereof; and,

FIG. 4 is a bottom plan view thereof.

The broken lines shown in FIGS. 1 and 3-4 form no part of the claimed design.

1 Claim, 3 Drawing Sheets



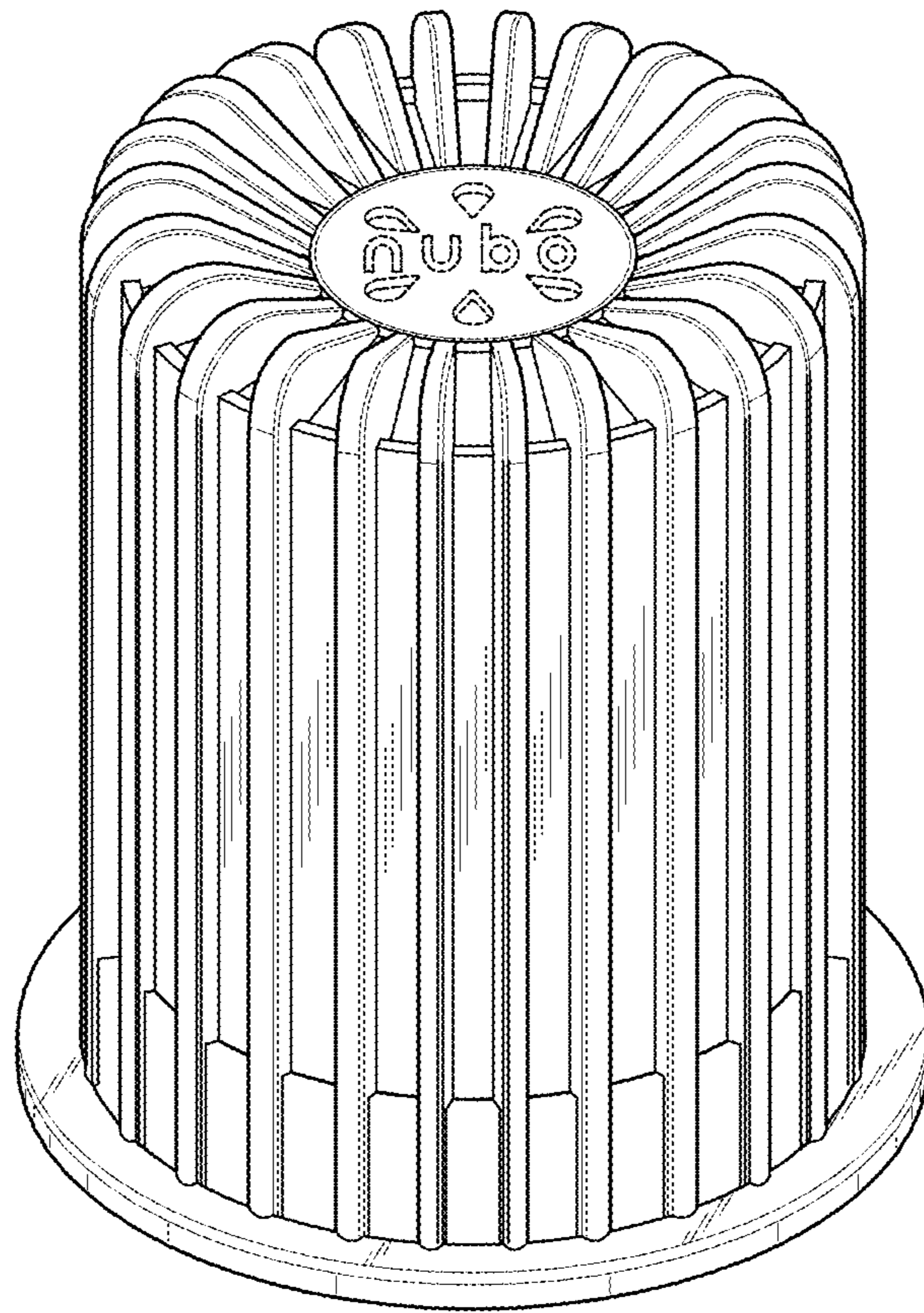


FIG. 1

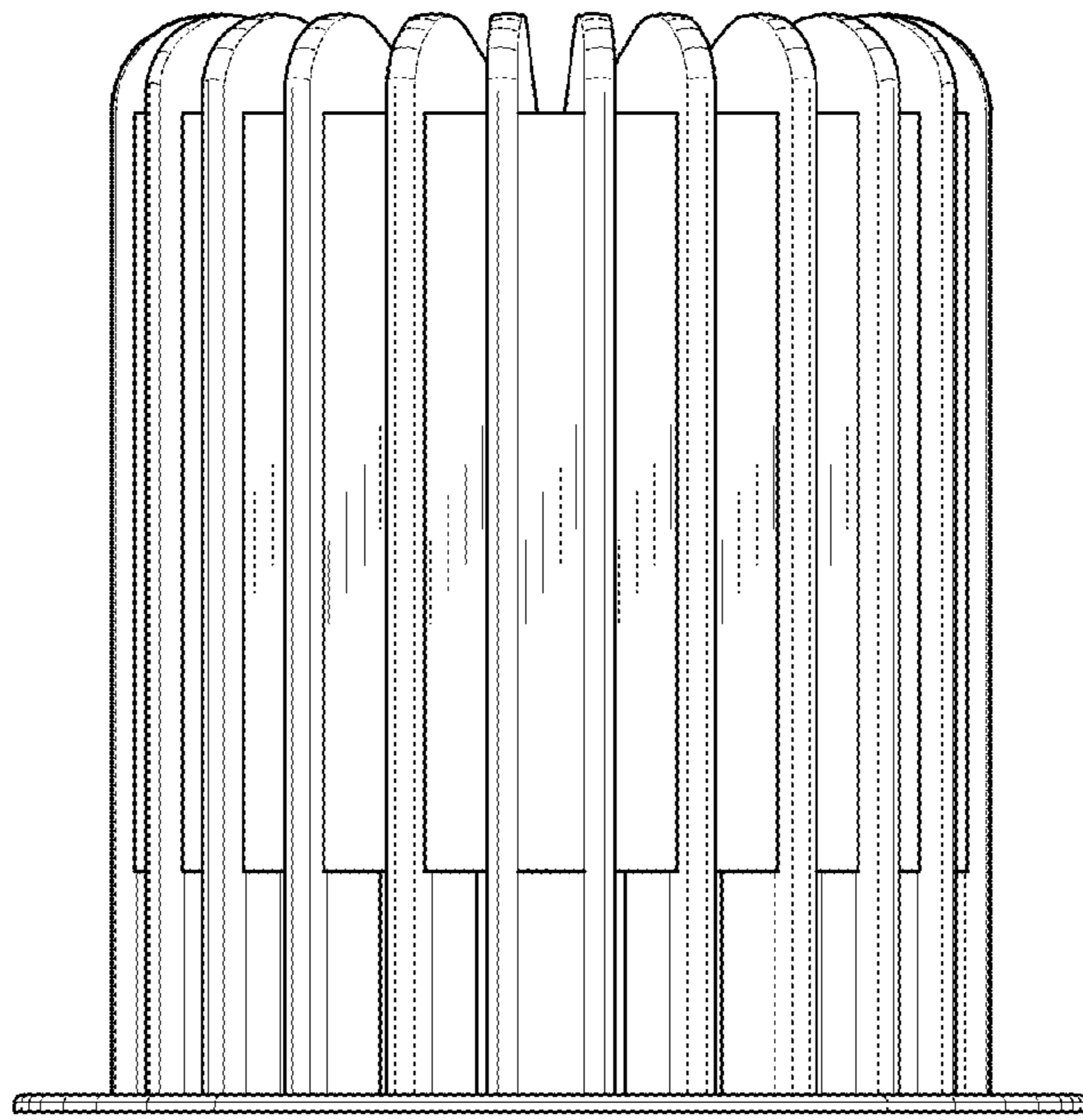


FIG. 2




FIG. 3

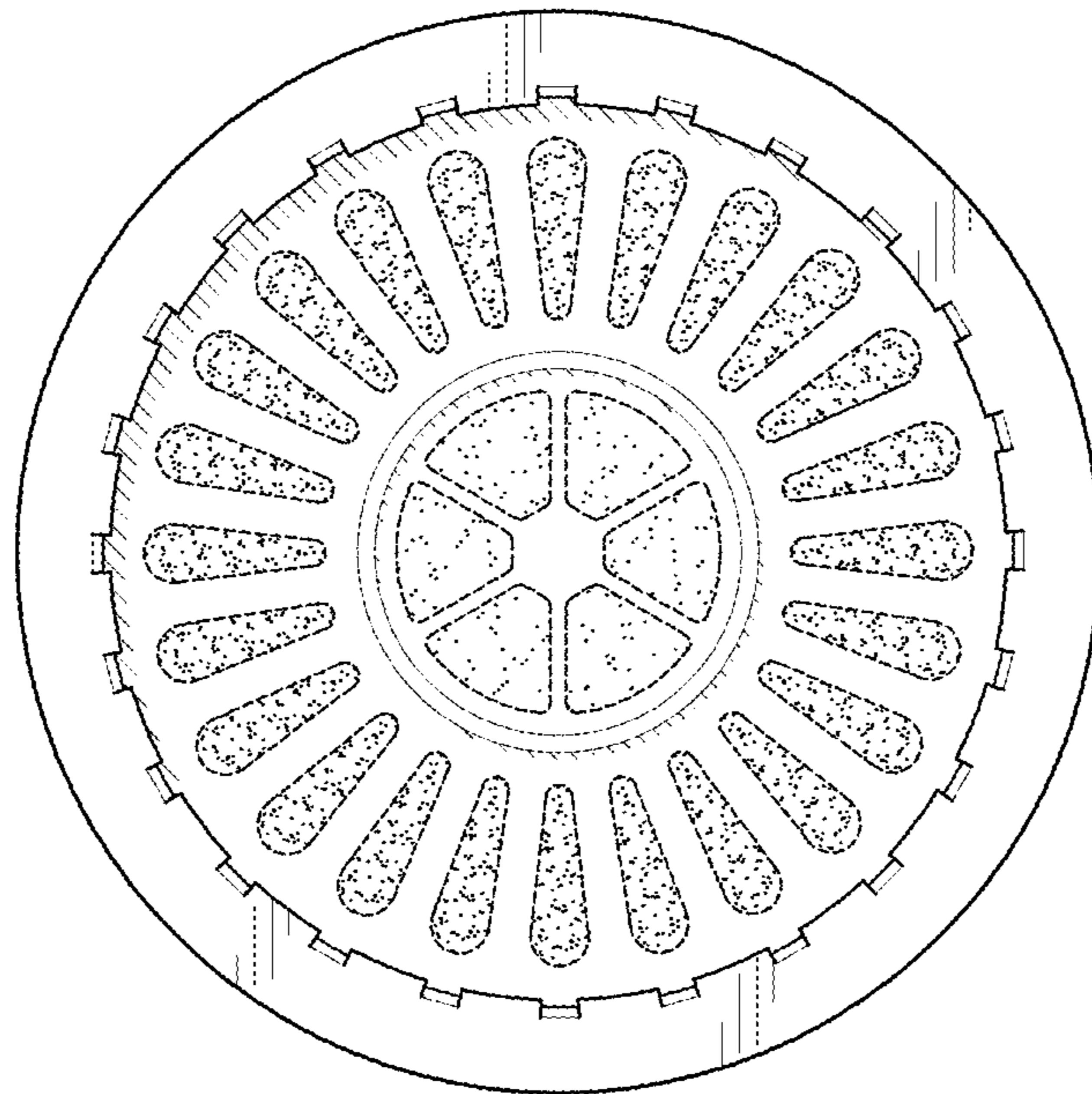


FIG. 4