



US00D731616S

(12) **United States Design Patent**
Zou

(10) **Patent No.:** **US D731,616 S**
(45) **Date of Patent:** **** Jun. 9, 2015**

(54) **WATER FILTER CARTRIDGE**

D494,654 S * 8/2004 Macaulay et al. D23/209
7,147,773 B2 * 12/2006 Mitchell et al. 210/234
8,741,137 B2 * 6/2014 Ruprecht 210/232

(71) Applicant: **Qingdao Ecopure Filter Co., Ltd.**,
Jimo, Qingdao (CN)

* cited by examiner

(72) Inventor: **Zhibin Zou**, Shandong (CN)

Primary Examiner — Robin V Webster

(**) Term: **14 Years**

(74) *Attorney, Agent, or Firm* — Schmeiser, Olsen & Watts,
LLP

(21) Appl. No.: **29/484,785**

(57) **CLAIM**

The ornamental design for a water filter cartridge, as shown and described.

(22) Filed: **Mar. 13, 2014**

(51) **LOC (10) Cl.** **23-01**

DESCRIPTION

(52) **U.S. Cl.**

USPC **D23/209**

(58) **Field of Classification Search**

USPC D23/207, 209; 210/232, 282, 237, 238,
210/464, 444, 266

See application file for complete search history.

FIG. 1 is the front view of a water filter cartridge showing my new design;

FIG. 2 is the rear view thereof;

FIG. 3 is the right view thereof;

FIG. 4 is the left view thereof;

FIG. 5 is the bottom view thereof;

FIG. 6 is the top view thereof;

FIG. 7 is the perspective view thereof;

FIG. 8 is a cross-sectional view of FIG. 1; and,

FIG. 9 is a cross-section view of FIG. 2.

(56) **References Cited**

U.S. PATENT DOCUMENTS

D243,767 S * 3/1977 Rutherford D23/207
D493,207 S * 7/2004 Ueda et al. D23/209

1 Claim, 8 Drawing Sheets




FIG. 1




FIG.2




FIG.3




FIG.4




FIG.5

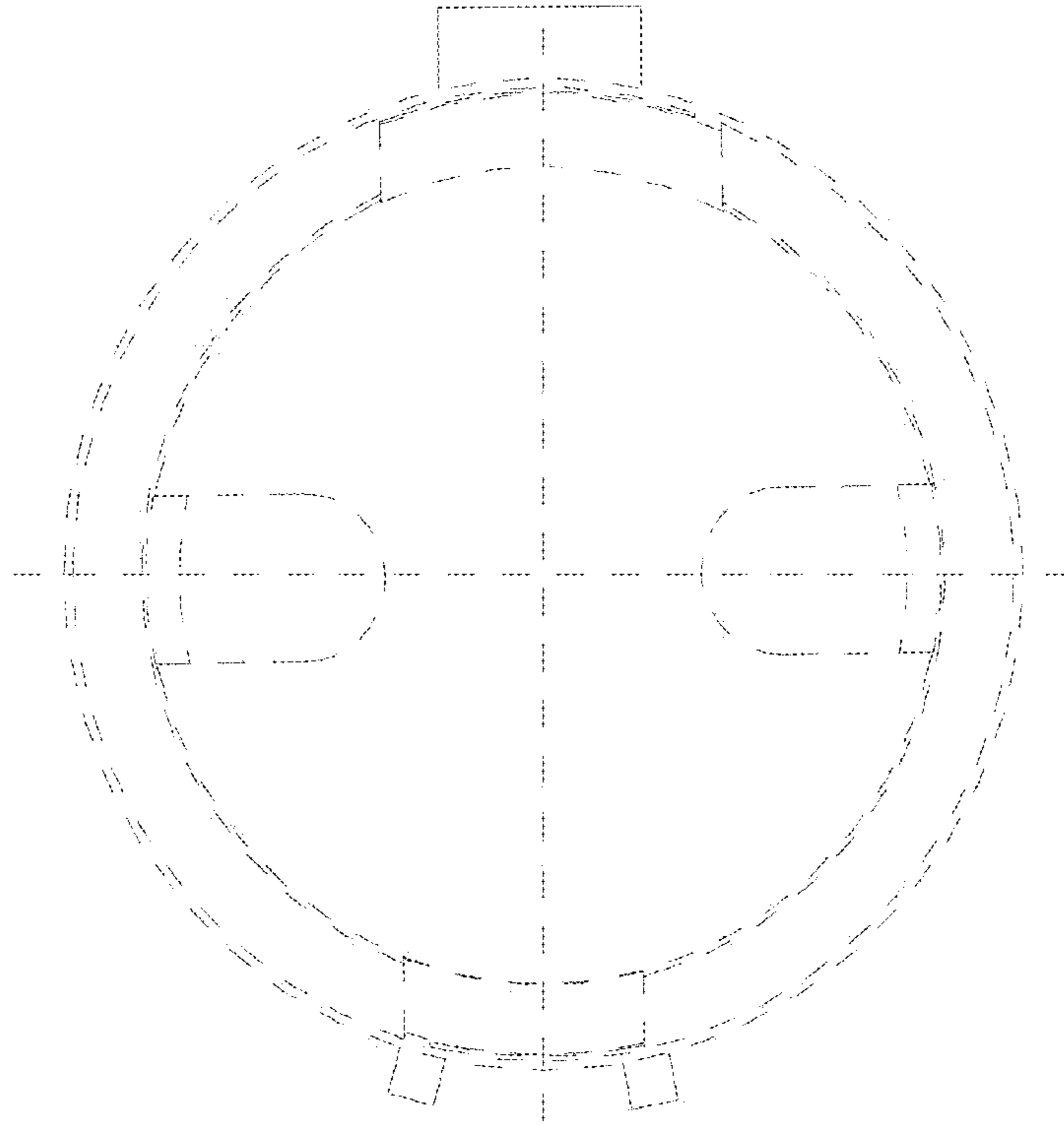


FIG.6

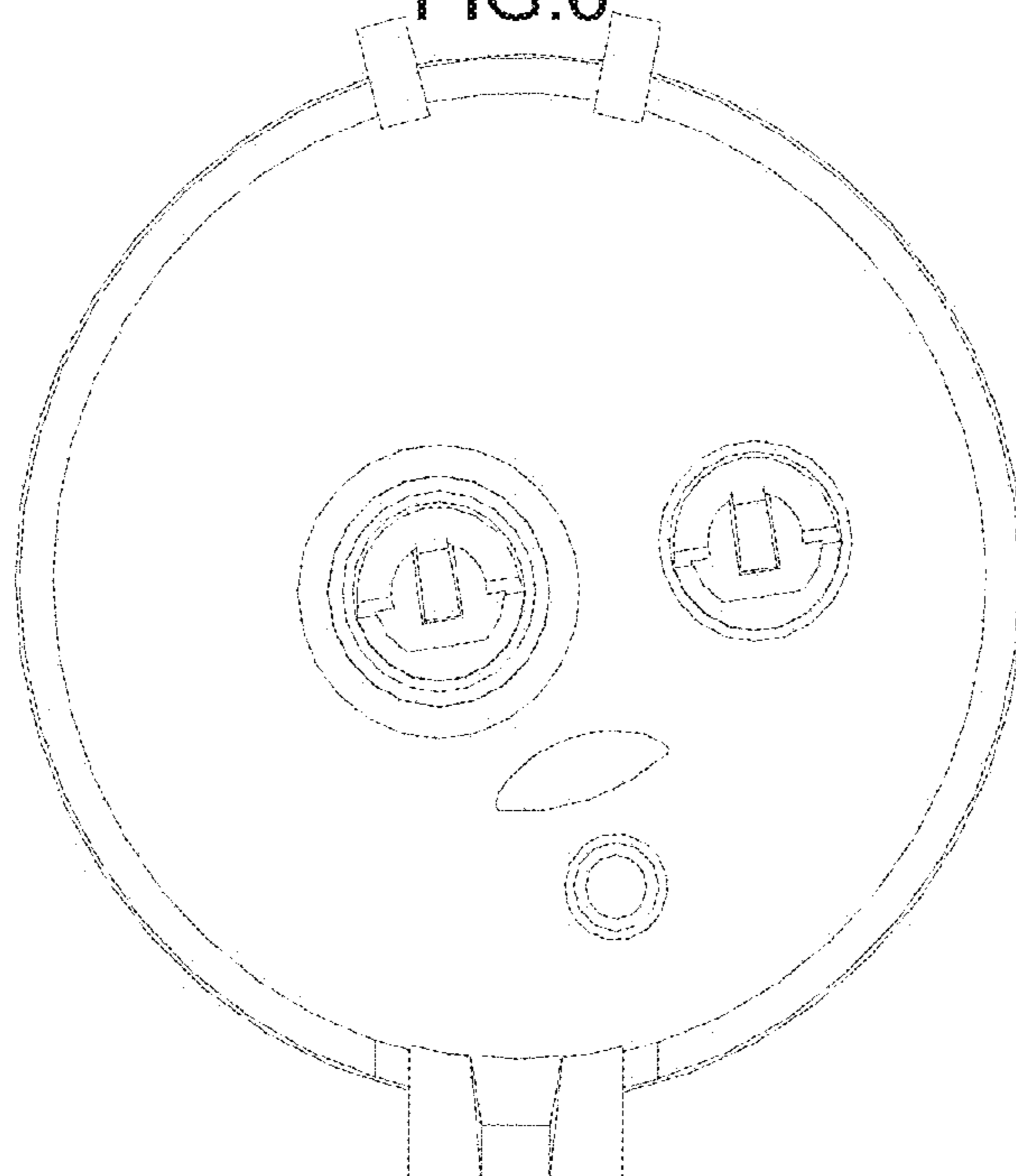


FIG. 7

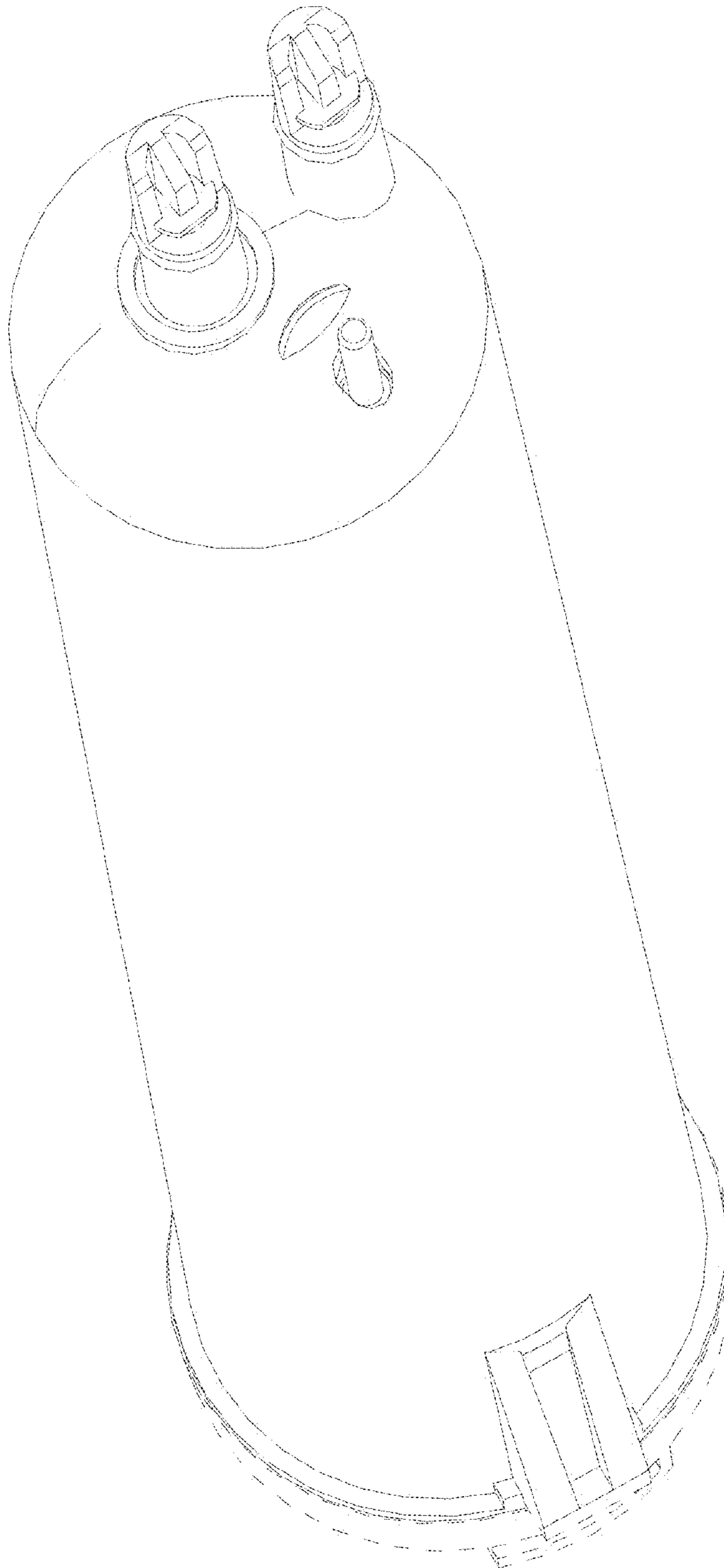


FIG.8




FIG.9

