



US00D731609S

(12) **United States Design Patent**
Hanscom

(10) **Patent No.:** **US D731,609 S**
(45) **Date of Patent:** **** Jun. 9, 2015**

(54) **PADDLE-RETAINING BLOCK WITH FISHING ROD HOLDERS**

D460,859 S * 7/2002 Tipton D3/260
D501,910 S * 2/2005 Kirby D22/147
D660,393 S * 5/2012 Bradley et al. D21/771

(71) Applicant: **Eric Alan Hanscom**, Carlsbad, CA (US)

* cited by examiner

(72) Inventor: **Eric Alan Hanscom**, Carlsbad, CA (US)

Primary Examiner — Zenia Bennett

(**) Term: **14 Years**

(74) *Attorney, Agent, or Firm* — Eric Hanscom

(21) Appl. No.: **29/480,750**

(57) **CLAIM**

The ornamental design for a paddle-retaining block with fishing rod holders, as shown and described.

(22) Filed: **Jan. 29, 2014**

DESCRIPTION

(51) **LOC (10) Cl.** **21-02**

FIG. 1 is a perspective view of a paddle-retaining block with fishing rod holders showing my new design being used on a stand-up paddleboard;

(52) **U.S. Cl.**

USPC **D21/771**

FIG. 2 is a perspective view thereof;

(58) **Field of Classification Search**

USPC D21/769–770, 801, 803, 809; 114/253, 114/345–346; 441/35, 66, 74, 40–42, 441/129–132; 472/128–129; D12/5, 6, 316; D6/392, 595, 596, 601, 604, 605

FIG. 3 is a side view thereof;

FIG. 4 is a front view thereof;

FIG. 5 is a top view thereof; and,

FIG. 6 is a bottom view thereof.

CPC B63B 35/76
See application file for complete search history.

The broken lines in the drawing are for illustrative purposes only and form no part of the claimed design.

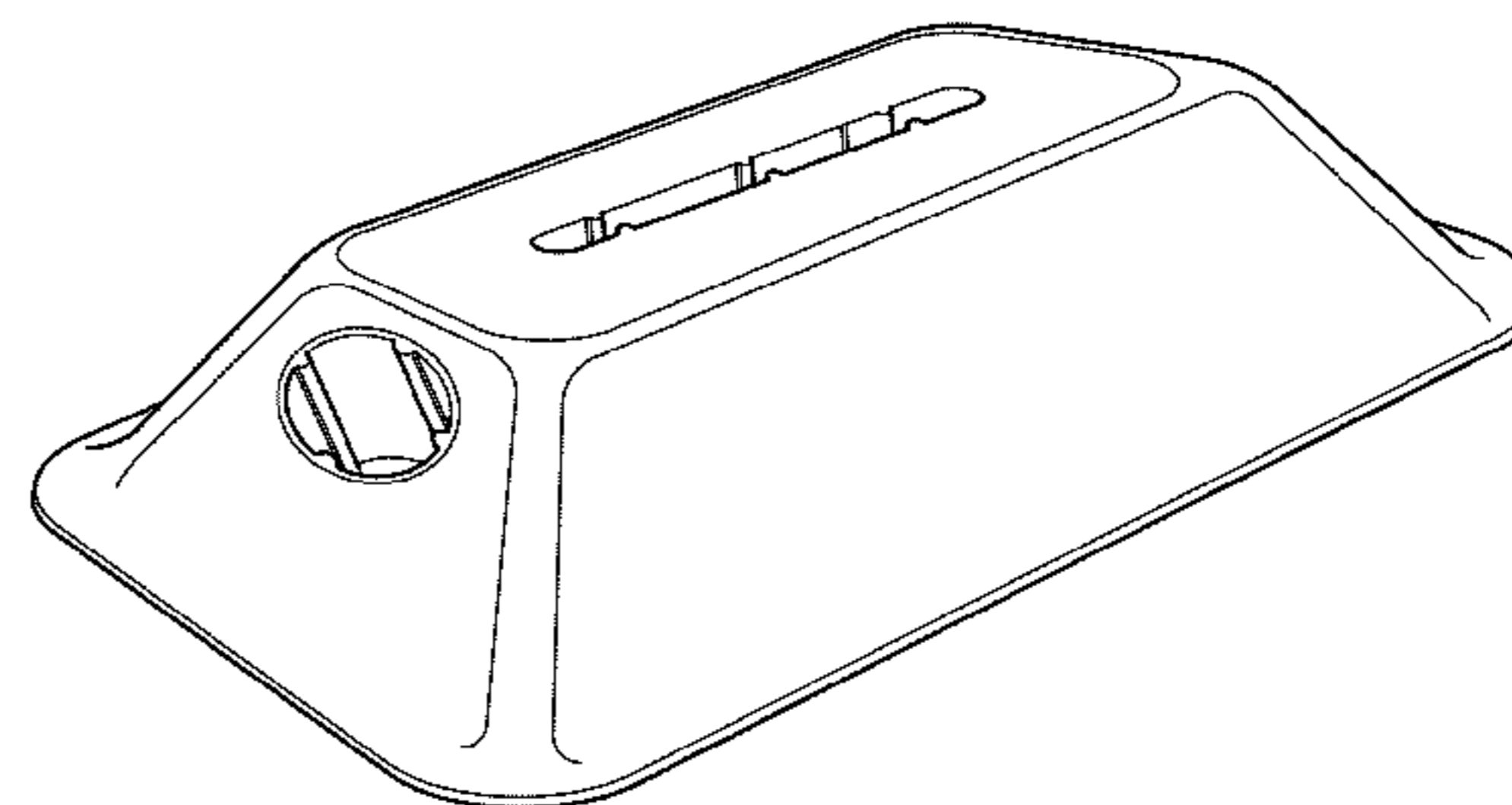

The application relates to the design of a paddle-retaining block which is used for the sport of stand-up paddleboarding, and can be affixed to the deck of a stand-up paddleboard to allow the user to secure his/her paddle in an upright and easily retrievable position while engaged in fishing or other activities requiring the use of one or both hands.

(56) **References Cited**

U.S. PATENT DOCUMENTS

4,861,301 A * 8/1989 Pomeroy et al. 441/131
5,190,194 A * 3/1993 Rosner et al. 224/0.5
5,297,978 A * 3/1994 Ramsey 441/131

1 Claim, 2 Drawing Sheets



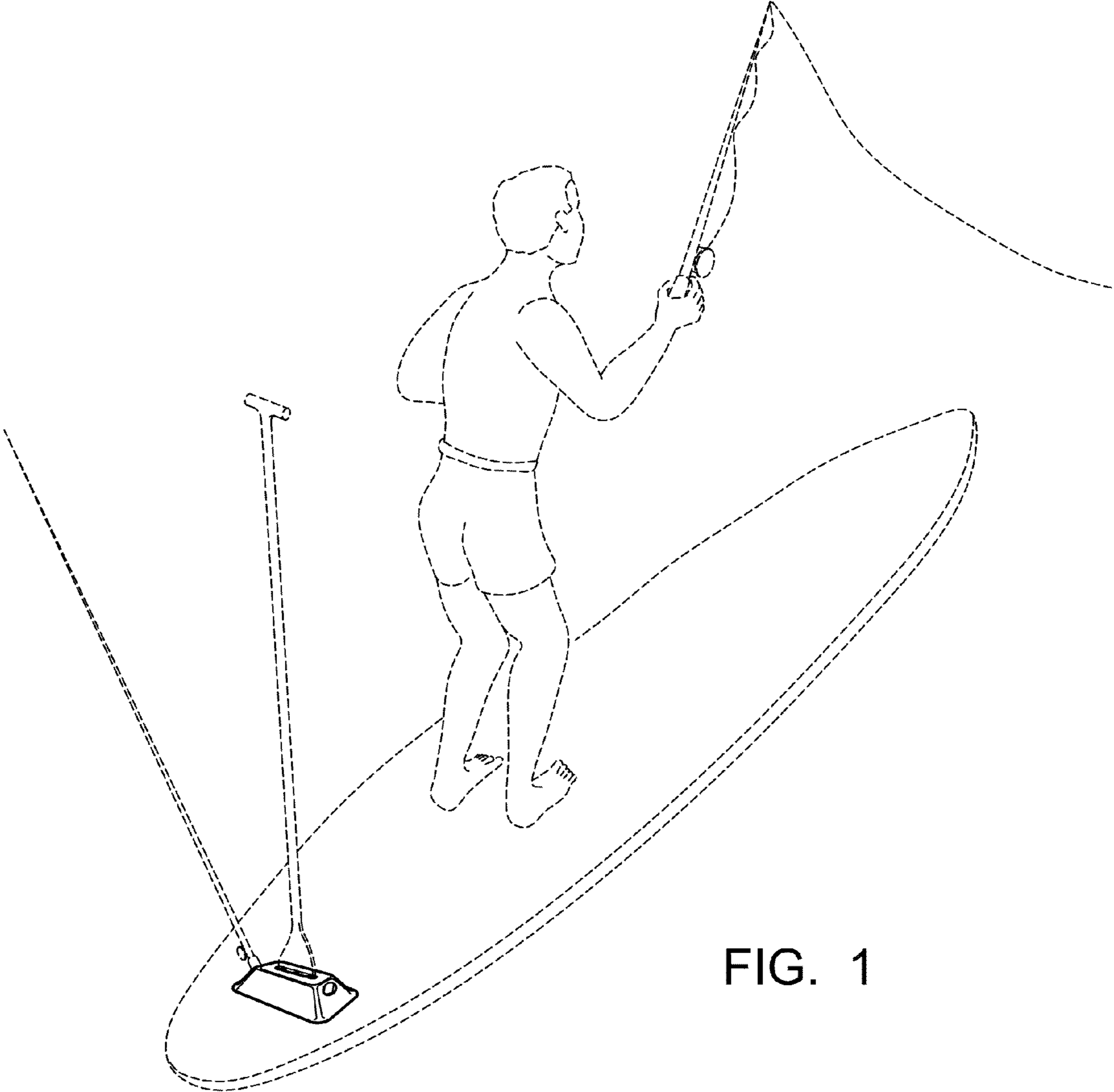


FIG. 1

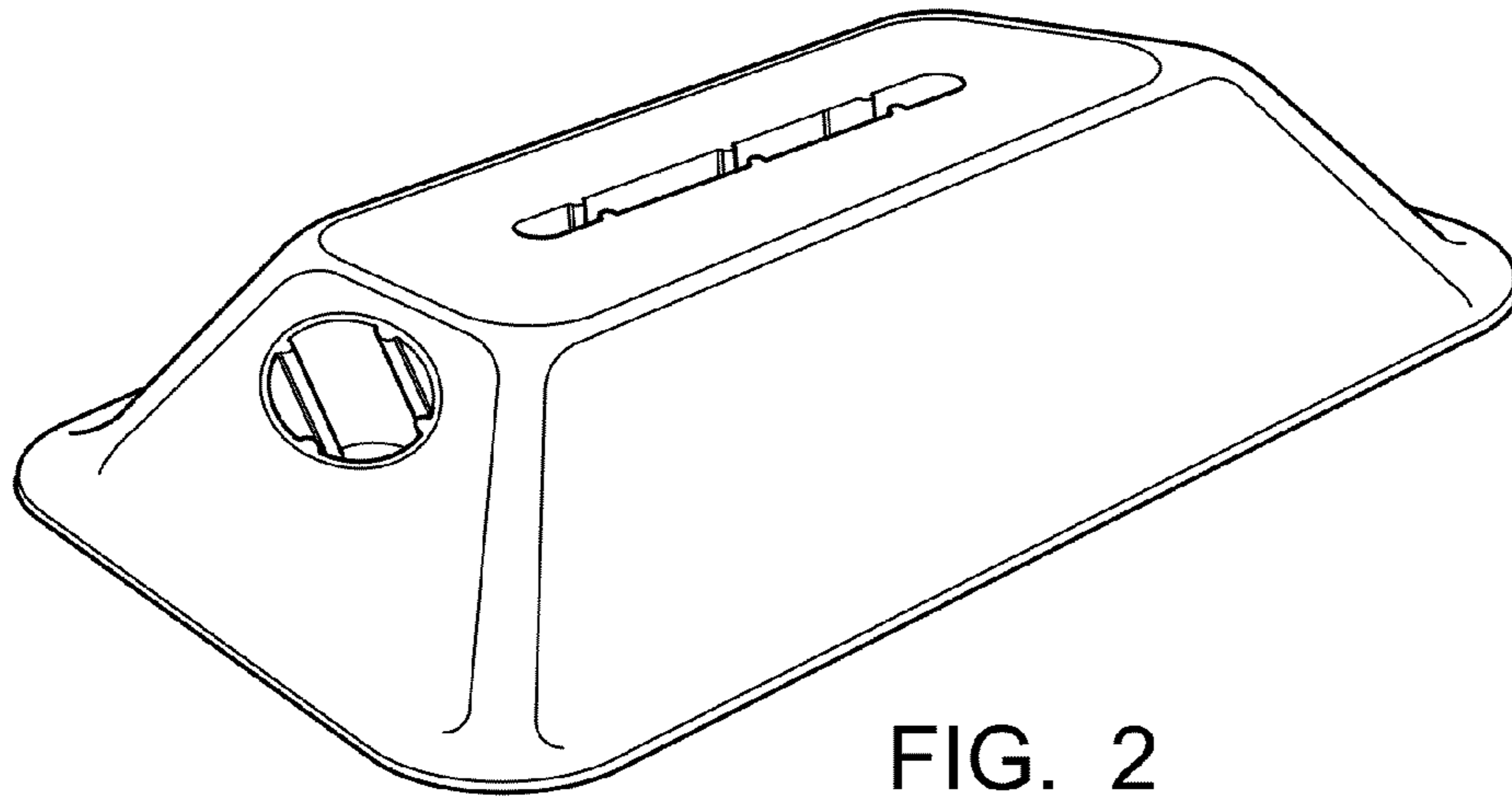


FIG. 2

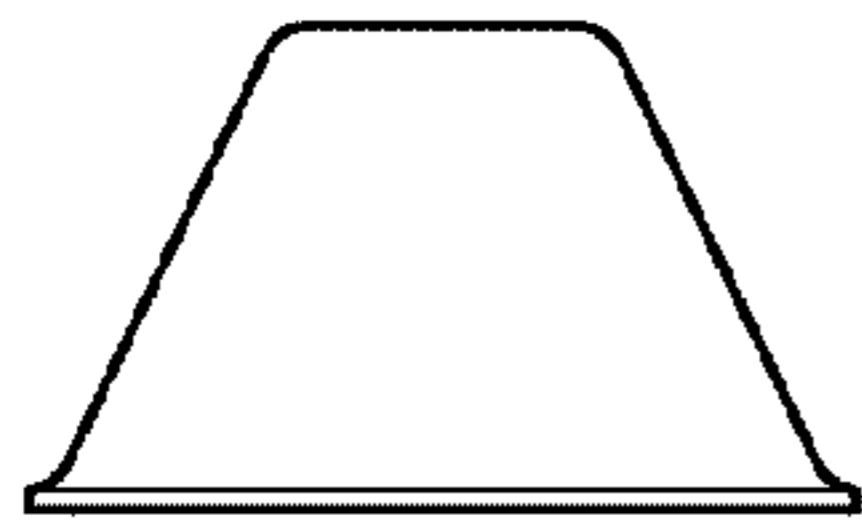


FIG. 3




FIG. 4

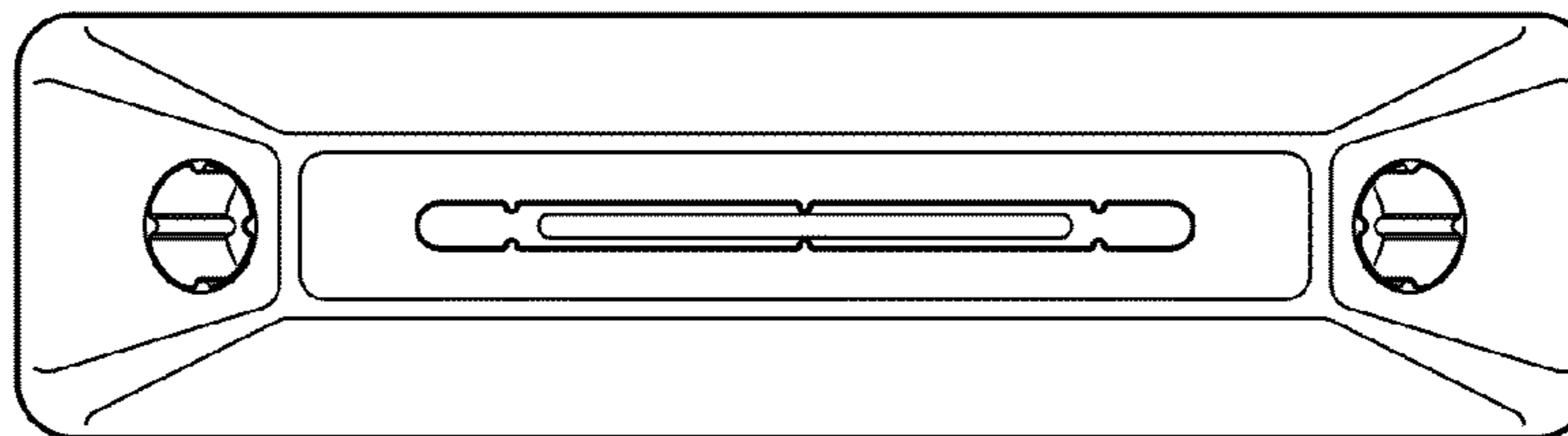


FIG. 5




FIG. 6