



US00D731608S

(12) **United States Design Patent**
Krouse

(10) **Patent No.:** **US D731,608 S**
(45) **Date of Patent:** **** Jun. 9, 2015**

(54) **BASEBALL BAT PUTTER GRIP**
(71) Applicant: **John Krouse**, Gorham, ME (US)
(72) Inventor: **John Krouse**, Gorham, ME (US)
(**) Term: **14 Years**
(21) Appl. No.: **29/491,368**

5,890,977 A 4/1999 Taylor
5,947,838 A 9/1999 Tkacs
6,068,563 A 5/2000 Bengtsson
6,213,891 B1 4/2001 Moore
6,280,346 B1 8/2001 Gedeon
6,592,474 B1 7/2003 Halsworth
D501,904 S * 2/2005 Ferris D21/757
7,172,517 B1 * 2/2007 Phelps et al. 473/316
D641,443 S * 7/2011 Watson D21/756
8,096,893 B2 1/2012 Ferris

(Continued)

(22) Filed: **May 20, 2014**
(51) **LOC (10) Cl.** **21-02**
(52) **U.S. Cl.**
USPC **D21/756**
(58) **Field of Classification Search**
USPC D21/756-758
CPC A63B 53/14; A63B 53/145; A63B 53/16
See application file for complete search history.

FOREIGN PATENT DOCUMENTS

EP 1153632 11/2001

OTHER PUBLICATIONS

A still shot from the 1996 movie Happy Gilmore found on Internet website <http://www.angelfire.com/ar/adamsandler/images/happy.jpg> dated Feb. 27, 2006, 1 page.

(Continued)

(56) **References Cited**

U.S. PATENT DOCUMENTS

1,506,523 A 8/1924 Gordon
1,639,864 A 8/1927 Smith
2,394,218 A 2/1946 Urban
2,843,384 A 7/1958 Schmidt
3,319,962 A 5/1967 Summers
3,445,112 A * 5/1969 Fritz 473/293
3,462,155 A 8/1969 Pelz
3,638,942 A 2/1972 Bassett
3,720,410 A 3/1973 Saytar
3,837,647 A * 9/1974 Jacques 473/300
D251,861 S 5/1979 Carbonero
4,215,860 A 8/1980 Nakamatsu
4,272,077 A 6/1981 Spivey
D264,357 S 5/1982 Martin
4,537,403 A 8/1985 Farina
4,569,525 A 2/1986 Folger
4,746,120 A 5/1988 Mockovak
5,026,062 A 6/1991 Freeberg
5,280,923 A 1/1994 Lu
D355,011 S 1/1995 Subnick
5,702,310 A 12/1997 Wozny
5,779,559 A 7/1998 Eberle

Primary Examiner — Mitchell Siegel

(74) *Attorney, Agent, or Firm* — Caseiro Burke LLC; Chris A. Caseiro

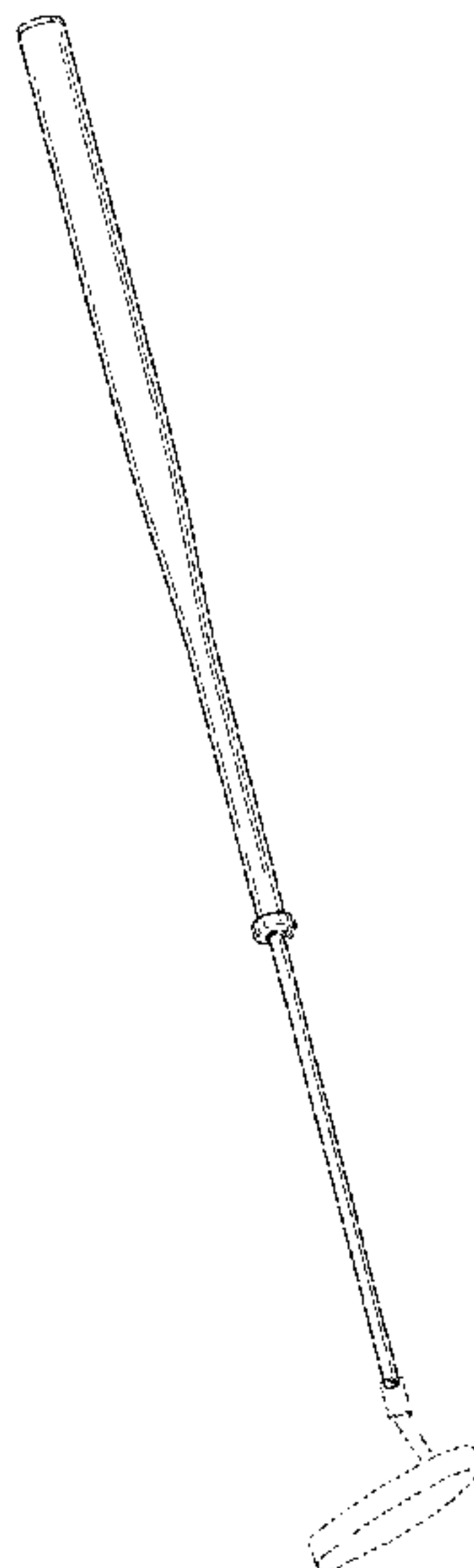
(57) **CLAIM**

The ornamental design of a baseball bat putter grip, as shown and described.

DESCRIPTION

FIG. 1 is a perspective view of the baseball bat putter grip invention according to my design;
FIG. 2 is a side view of the baseball bat putter grip invention according to my design;
FIG. 3 is a top view thereof; and,
FIG. 4 is a bottom view thereof.
The broken lines in FIG. 1 are for illustrative purposes only and form no part of the claimed design.

1 Claim, 1 Drawing Sheet



(56)

References Cited

OTHER PUBLICATIONS

U.S. PATENT DOCUMENTS

2003/0064822 A1 4/2003 Arvidson
2004/0259655 A1 12/2004 Ferris
2009/0054171 A1* 2/2009 Lee 473/203

May 20, 2014 Transmittal Sheet listing previously filed patent applications by Applicant 2 pages.

* cited by examiner

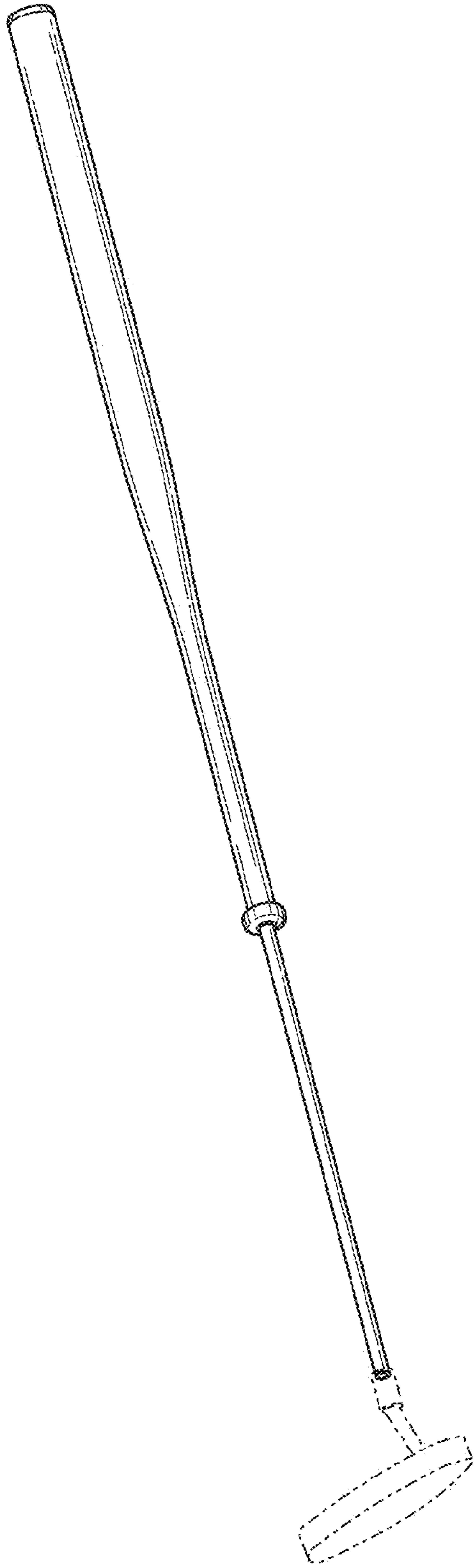


FIG. 1

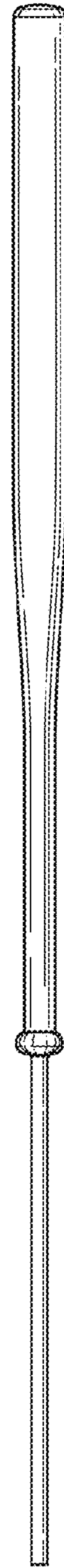


FIG. 2



FIG. 3



FIG. 4