



US00D731602S

(12) **United States Design Patent**
Nelson et al.

(10) **Patent No.:** **US D731,602 S**
(45) **Date of Patent:** **** Jun. 9, 2015**

(54) **MAGNETICALLY ATTACHED GOLF TEE**

FOREIGN PATENT DOCUMENTS

(71) Applicants: **Steven C. Nelson**, West Hills, CA (US);
Tom C. Nelson, Simi Valley, CA (US)
(72) Inventors: **Steven C. Nelson**, West Hills, CA (US);
Tom C. Nelson, Simi Valley, CA (US)

DE 40306311-0001 * 4/2004
GB 3025396 * 8/2006
KR 300421664.0000 * 8/2006
WO WO 2008092172 A1 * 7/2008
WO WO 2010093148 A2 * 8/2010

* cited by examiner

(**) Term: **14 Years**

Primary Examiner — Catherine Tuttle

(21) Appl. No.: **29/481,417**

(74) *Attorney, Agent, or Firm* — Albert O. Cota

(22) Filed: **Feb. 5, 2014**

(57) **CLAIM**

(51) **LOC (10) Cl.** **21-02**

The ornamental design for a magnetically attached golf tee, as shown and described.

(52) **U.S. Cl.**

USPC **D21/718**

DESCRIPTION

(58) **Field of Classification Search**

USPC D21/715–721, 789–796, 782; 473/133,
473/386–407, 417, 420

See application file for complete search history.

FIG. 1 is a side elevational view showing our new design for a magnetically attached golf tee in its environment and with its upper and lower parts in a separate state;

FIG. 2 is a top perspective view showing the design in its assembled state;

FIG. 3 is a front elevational view thereof, the rear and side elevational views being the same;

FIG. 4 is a top plan view thereof;

FIG. 5 is a bottom plan view thereof; and,

FIG. 6 is an elevational view showing the design with its upper and lower parts in a separated state.

The broken lines showing the golf club, golf ball and ground in FIG. 1 are included for the purpose of illustrating environmental elements that form no part of the claimed design.

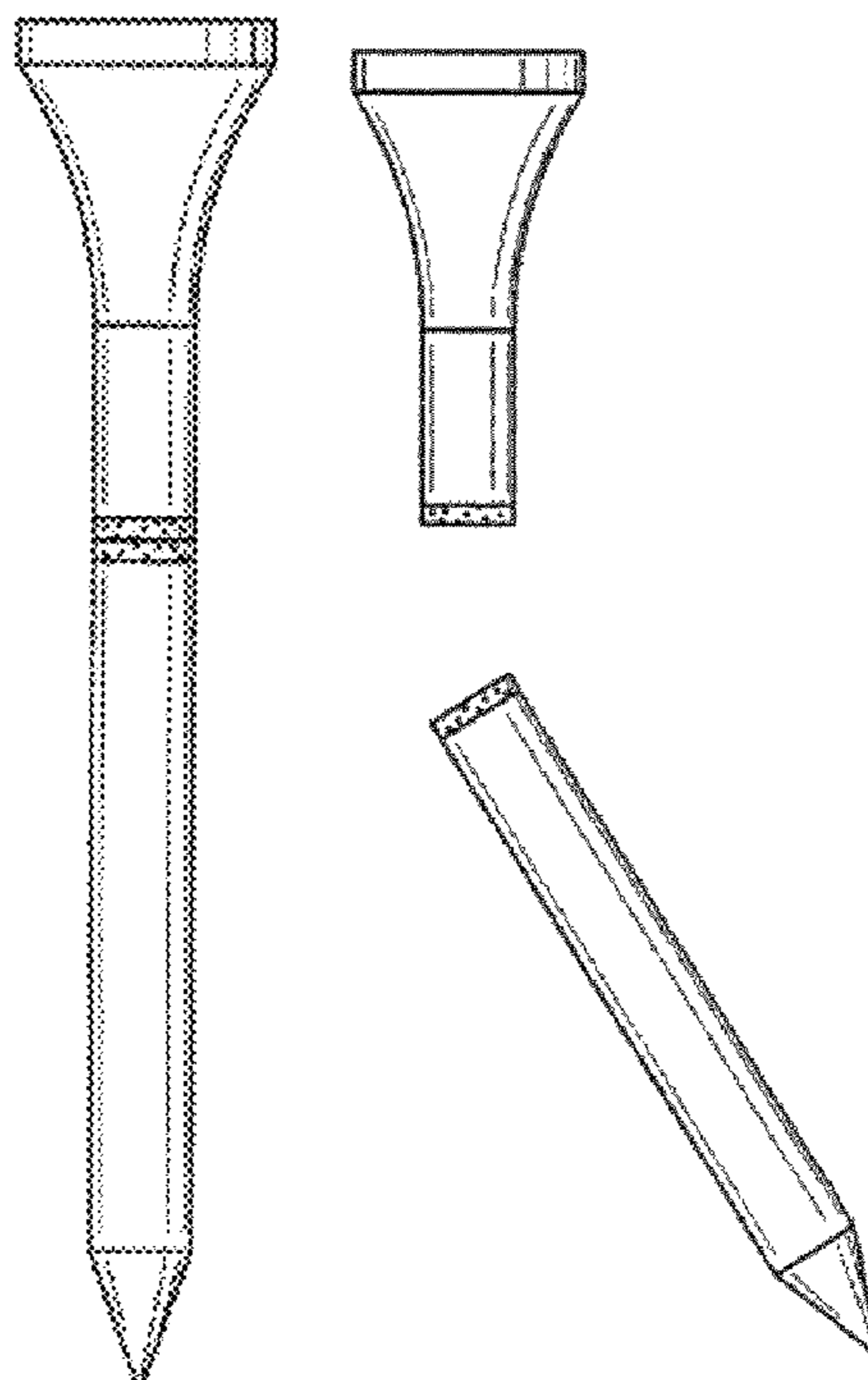
The appearance within the upper rim forms no part of the claimed design.

(56) **References Cited**

U.S. PATENT DOCUMENTS

D430,913	S	*	9/2000	Lovelace	D21/718
D468,379	S	*	1/2003	Gan	D21/717
D505,473	S	*	5/2005	Foley	D21/793
7,066,844	B1	*	6/2006	Noggle	473/387
D603,004	S	*	10/2009	Chudy	D21/717
7,645,202	B2	*	1/2010	Lee	473/393
2004/0152542	A1	*	8/2004	Blum et al.	473/400
2006/0058120	A1	*	3/2006	Anton	473/386
2006/0287136	A1	*	12/2006	Oleksyk	473/387
2007/0270245	A1	*	11/2007	Jung	473/396
2008/0207355	A1	*	8/2008	Wong	473/396
2013/0310200	A1	*	11/2013	Nelson et al.	473/401
2013/0316853	A1	*	11/2013	Jones et al.	473/391

1 Claim, 3 Drawing Sheets



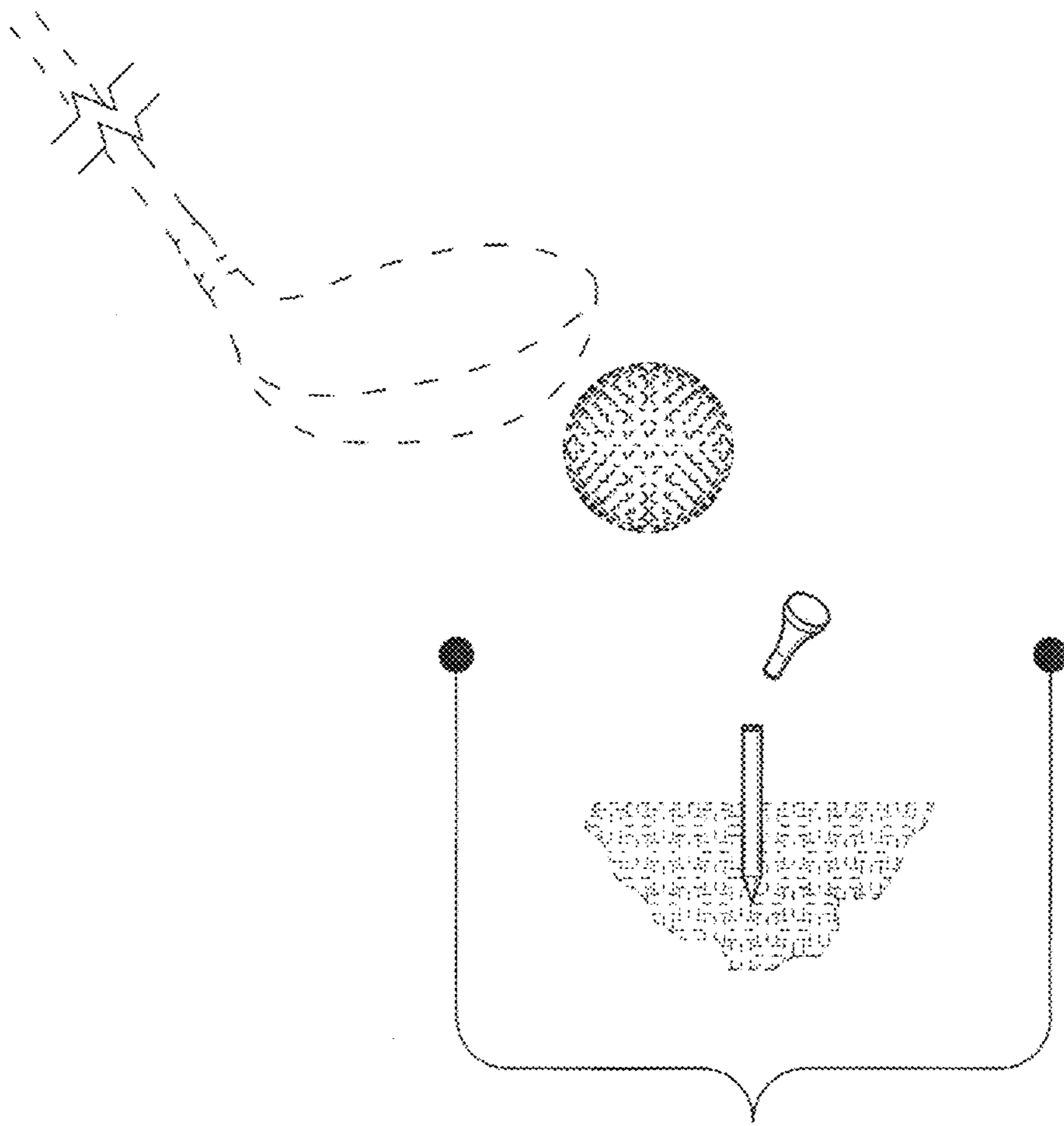


FIG.1

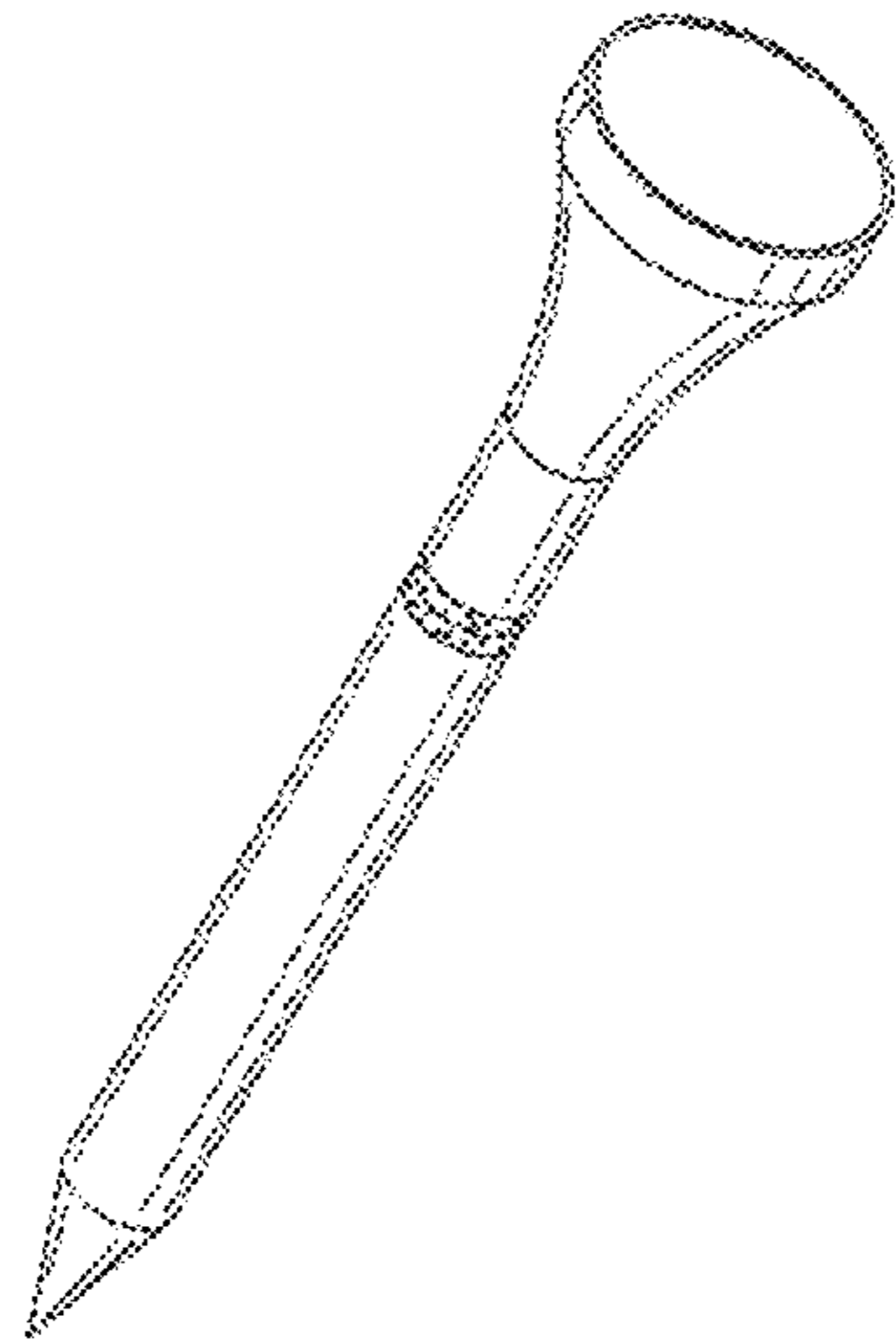


FIG. 2

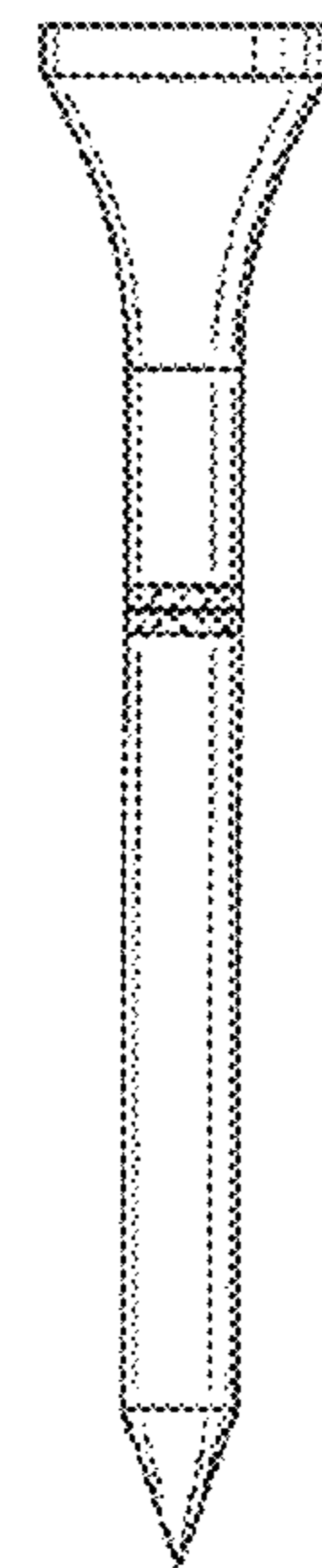


FIG. 3




FIG. 4

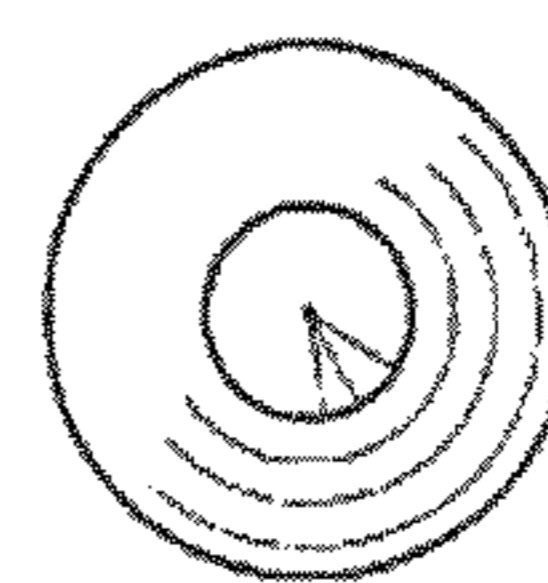


FIG. 5

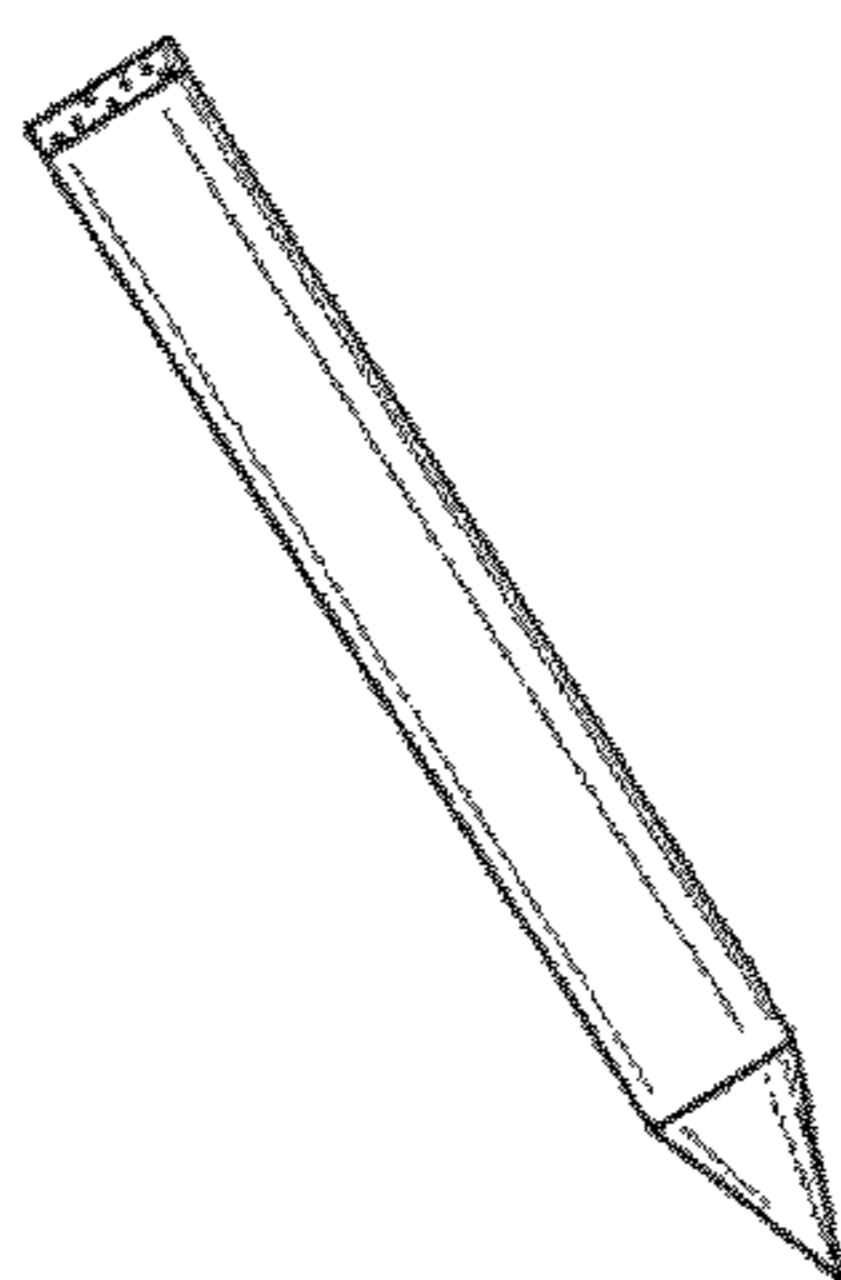
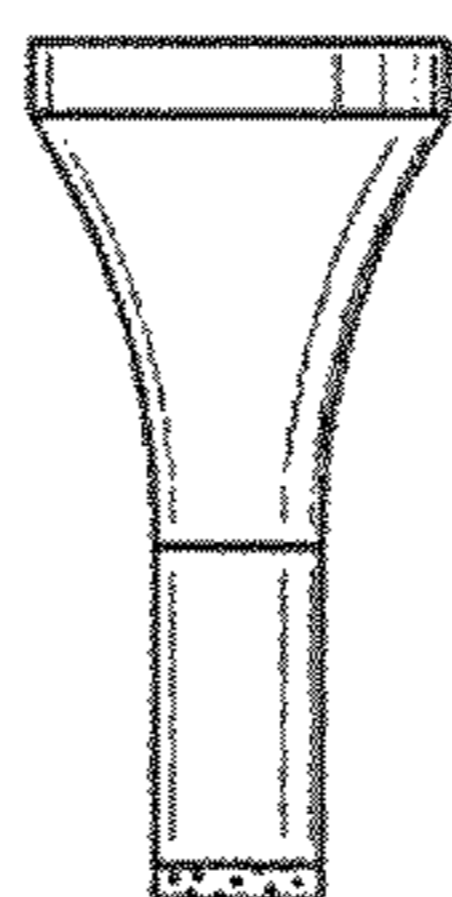


FIG. 6