



US00D731594S

(12) **United States Design Patent**
Goodwin

(10) **Patent No.:** **US D731,594 S**
(45) **Date of Patent:** **** Jun. 9, 2015**

(54) **APPARATUS THAT HOLDS MULTIPLE PORTABLE ELECTRONIC DEVICES**

OTHER PUBLICATIONS

<http://www.amazon.com/Learning-Resources-Calc-U-Store-Pocket-Chart/dp/B0006PJ0X2> Available beginning Jan. 1, 2008.*

(71) Applicant: **Jerry Goodwin**, Lubbock, TX (US)

* cited by examiner

(72) Inventor: **Jerry Goodwin**, Lubbock, TX (US)

Primary Examiner — Susan Bennett Hattan
Assistant Examiner — Leanne Was

(**) Term: **14 Years**

(57) **CLAIM**

The ornamental design for an apparatus that holds multiple portable electronic devices, as shown and described.

(21) Appl. No.: **29/464,071**

DESCRIPTION

(22) Filed: **Aug. 12, 2013**

(51) **LOC (10) Cl.** **19-07**

(52) **U.S. Cl.**
USPC **D19/59**

(58) **Field of Classification Search**
USPC D6/512, 553; D14/252; D19/59, 62, 75,
D19/86, 87, 90; D20/42; 40/122; 434/370,
434/379, 428, 429, 430, 433
See application file for complete search history.

FIG. 1 is a perspective front view of the apparatus that holds multiple portable electronic devices;
FIG. 2 is a front elevation view of the apparatus that holds multiple portable electronic devices;
FIG. 3 is a rear elevation view of the apparatus that holds multiple portable electronic devices;
FIG. 4 is a left side elevation view of the apparatus that holds multiple portable electronic devices; the right side view being a mirror image thereof;
FIG. 5 is a top view of the apparatus that holds multiple portable electronic devices; and,
FIG. 6 is a bottom view of the apparatus that holds multiple portable electronic devices.

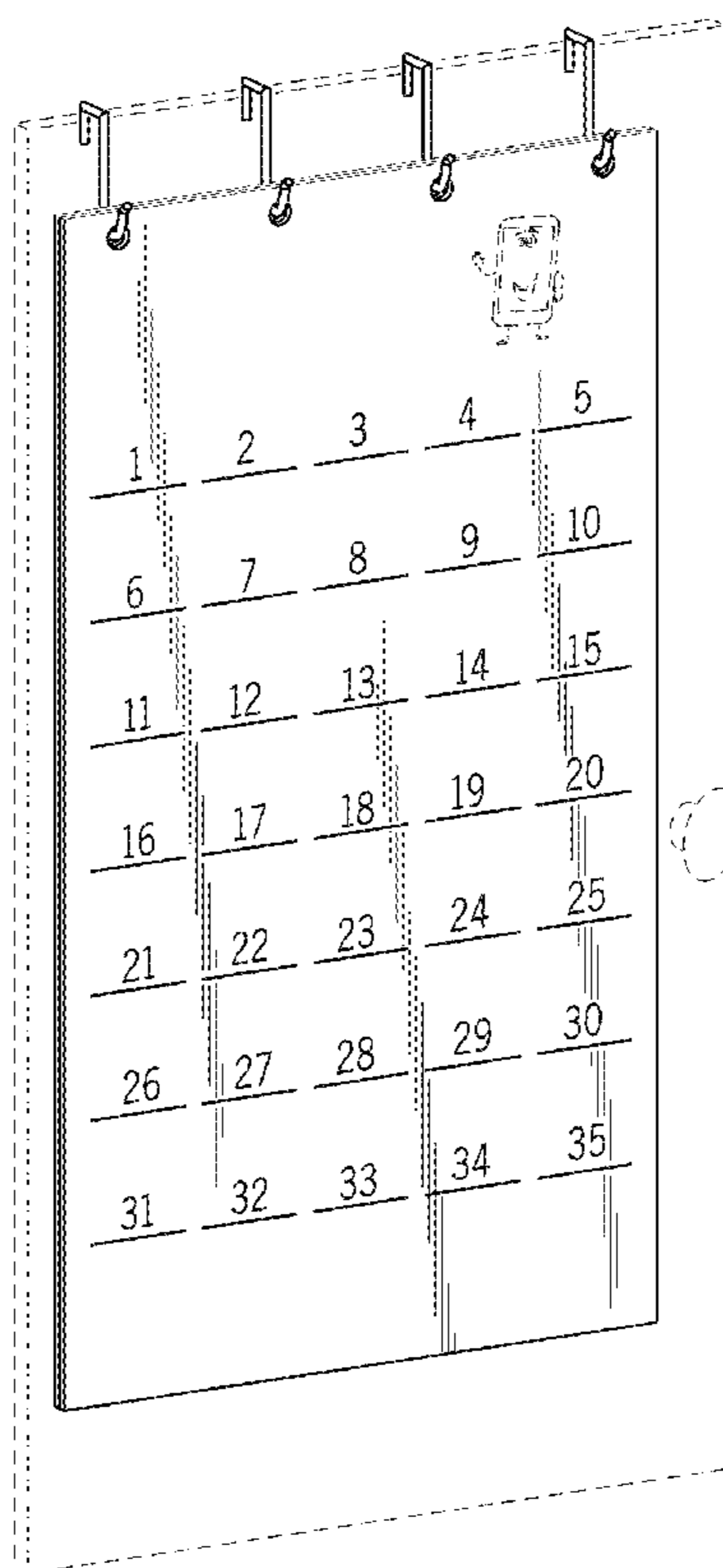
The broken lines depict the environment of and indicia on the apparatus that holds multiple portable electronic devices that form no part of the claimed design.

(56) **References Cited**

U.S. PATENT DOCUMENTS

D456,453 S *	4/2002	McCravy	D19/86
D544,542 S *	6/2007	Carson	D19/59
D569,439 S *	5/2008	Fleming et al.	D19/59
D569,912 S *	5/2008	Fleming et al.	D19/59

1 Claim, 3 Drawing Sheets






FIG. 1




FIG. 3

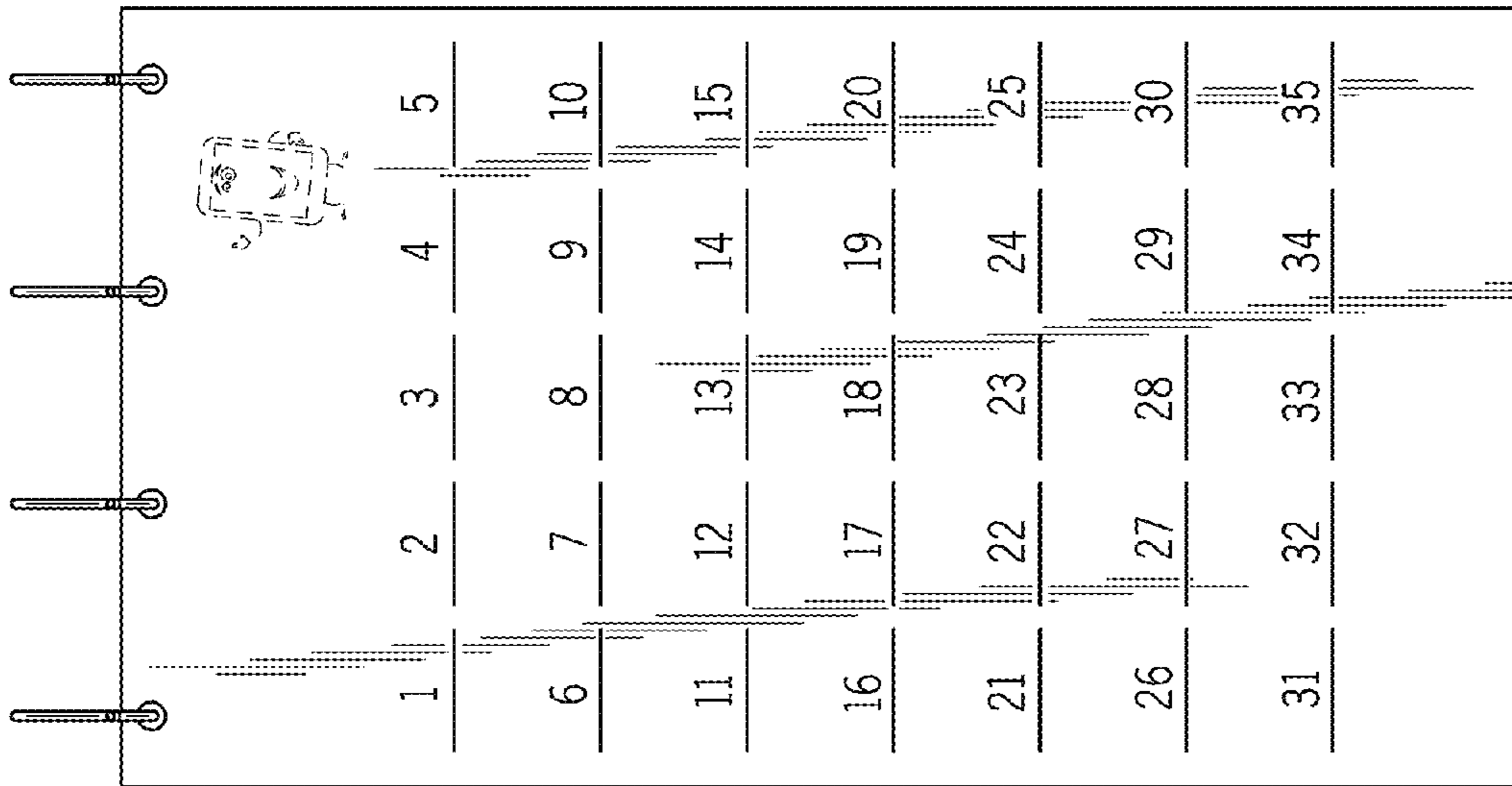


FIG. 2

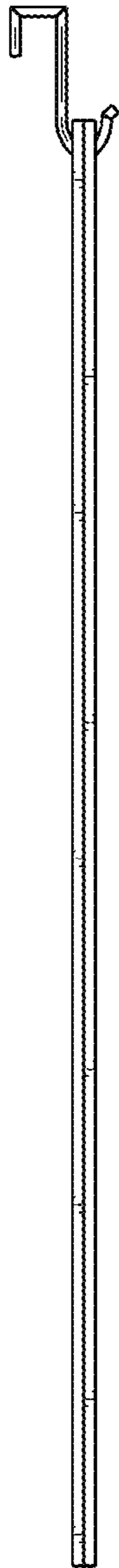


FIG. 4

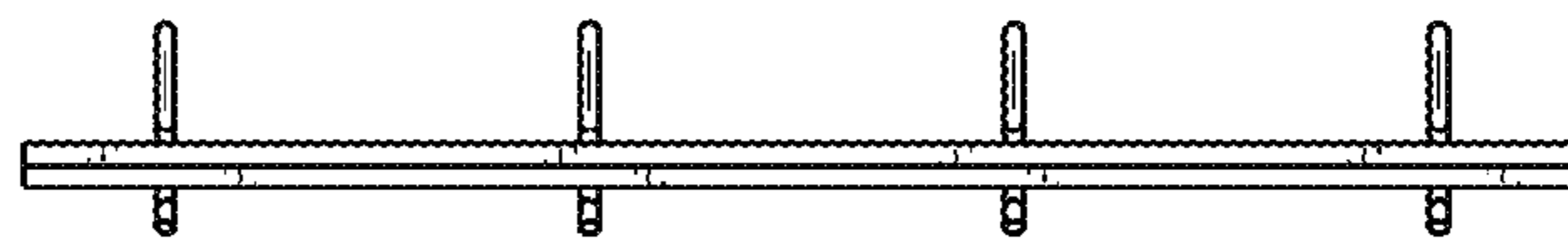


FIG. 5

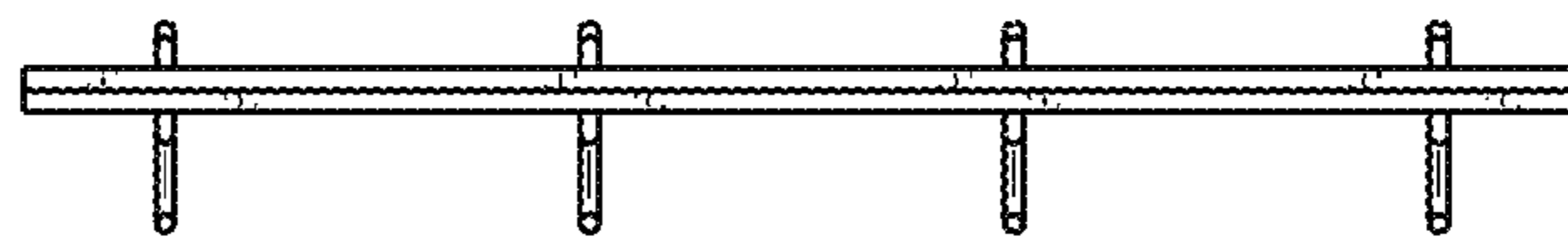


FIG. 6