



US00D731589S

(12) **United States Design Patent**
Canaday et al.

(10) **Patent No.:** **US D731,589 S**
(45) **Date of Patent:** **** Jun. 9, 2015**

(54) **FINANCIAL TRANSACTION CARD**

(71) Applicant: **Homer TLC, Inc.**, Wilmington, DE (US)
(72) Inventors: **Jessica Canaday**, Smyrna, GA (US); **Nichole A. Flynn**, Park Ridge, IL (US)

(73) Assignee: **Homer TLC, Inc.**, Wilmington, DE (US)

(**) Term: **14 Years**

(21) Appl. No.: **29/465,811**

(22) Filed: **Aug. 30, 2013**

(51) **LOC (10) Cl.** **19-08**

(52) **U.S. Cl.**
USPC **D19/10**

(58) **Field of Classification Search**
USPC D19/1-12, 20-34, 100;
40/124.01-124.15, 672, 661, 726, 776,
40/617; 283/72, 74-75, 103, 105-117, 82,
283/70, 94, 81, 904; 206/449, 815;
D21/385; D20/10, 22, 27, 40, 42, 11;
D14/435-437; 235/380-382, 487, 493,
235/488; D6/613, 583

See application file for complete search history.

(56) **References Cited**

U.S. PATENT DOCUMENTS

D505,450 S 5/2005 Lauer et al. D19/2
D526,012 S * 8/2006 Dorr et al. D19/9
D554,180 S * 10/2007 Qvale D19/9
D569,423 S * 5/2008 Lasch et al. D19/9

D573,182 S * 7/2008 Ricketts et al. D19/10
D602,522 S * 10/2009 Field et al. D19/10
D602,986 S * 10/2009 Skelding et al. D19/9
D613,793 S * 4/2010 Winter D19/10
D622,315 S * 8/2010 Skelding et al. D19/10
D636,020 S * 4/2011 Antonio D19/9
D636,021 S * 4/2011 Antonio D19/10
D643,064 S * 8/2011 Skelding et al. D19/10

OTHER PUBLICATIONS

Image of front of financial transaction card sold in the United States before Aug. 30, 2012.

* cited by examiner

Primary Examiner — Caron D Veynar

Assistant Examiner — Abraham Bahta

(74) *Attorney, Agent, or Firm* — Norton Rose Fulbright US LLP

(57) **CLAIM**

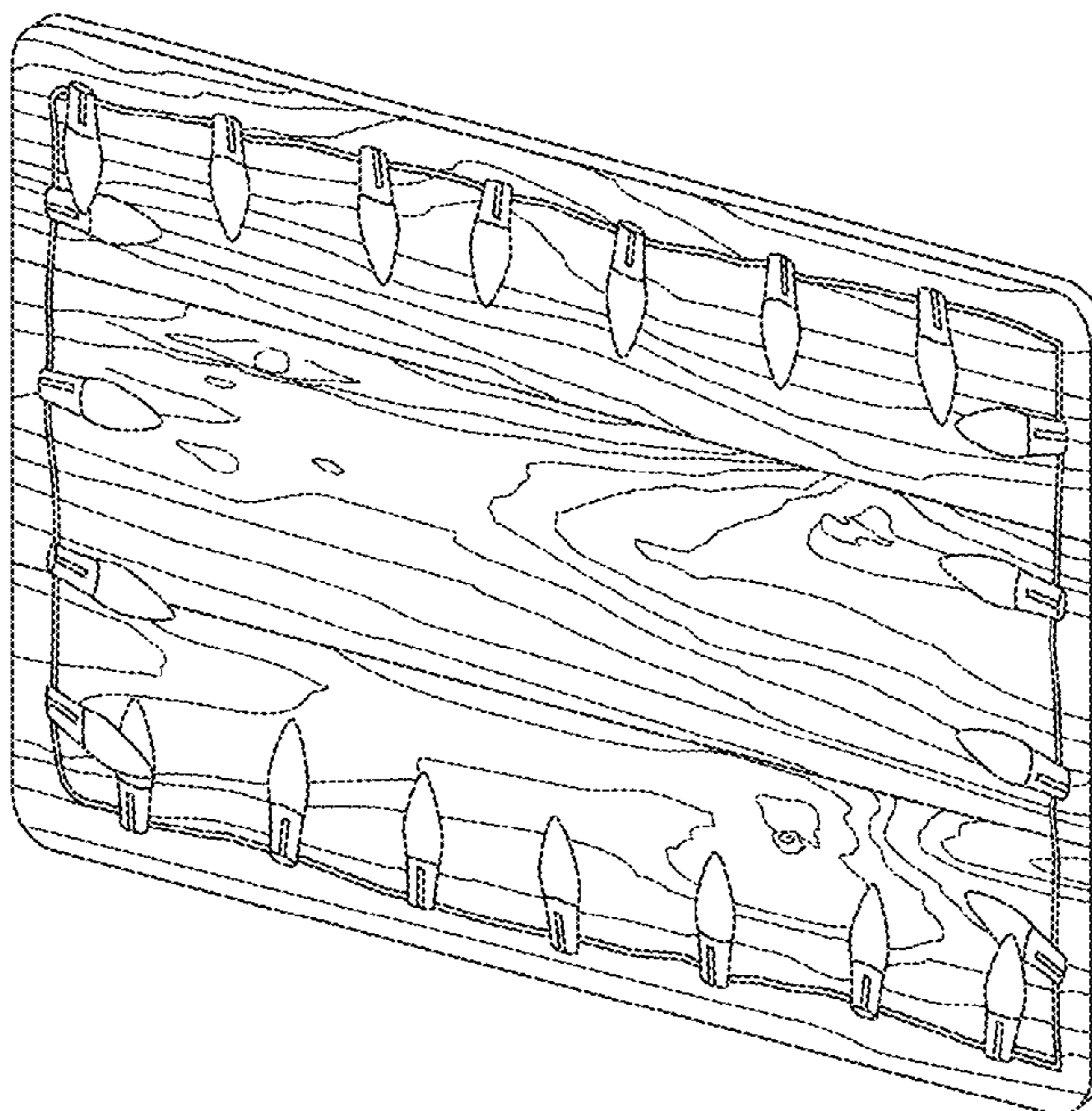
The ornamental design for a financial transaction card, as shown and described.

DESCRIPTION

FIG. 1 is a front perspective view of the financial transaction card showing our new design; and, FIG. 2 is a front view of the financial transaction card shown in FIG. 1.

The broken line shown on the front surface of the transaction card is included for the purpose of illustrating environmental structure and forms no part of the claimed design. The back view of the transaction card not shown in the figures or otherwise described in the specification form no part of the claimed design.

1 Claim, 1 Drawing Sheet



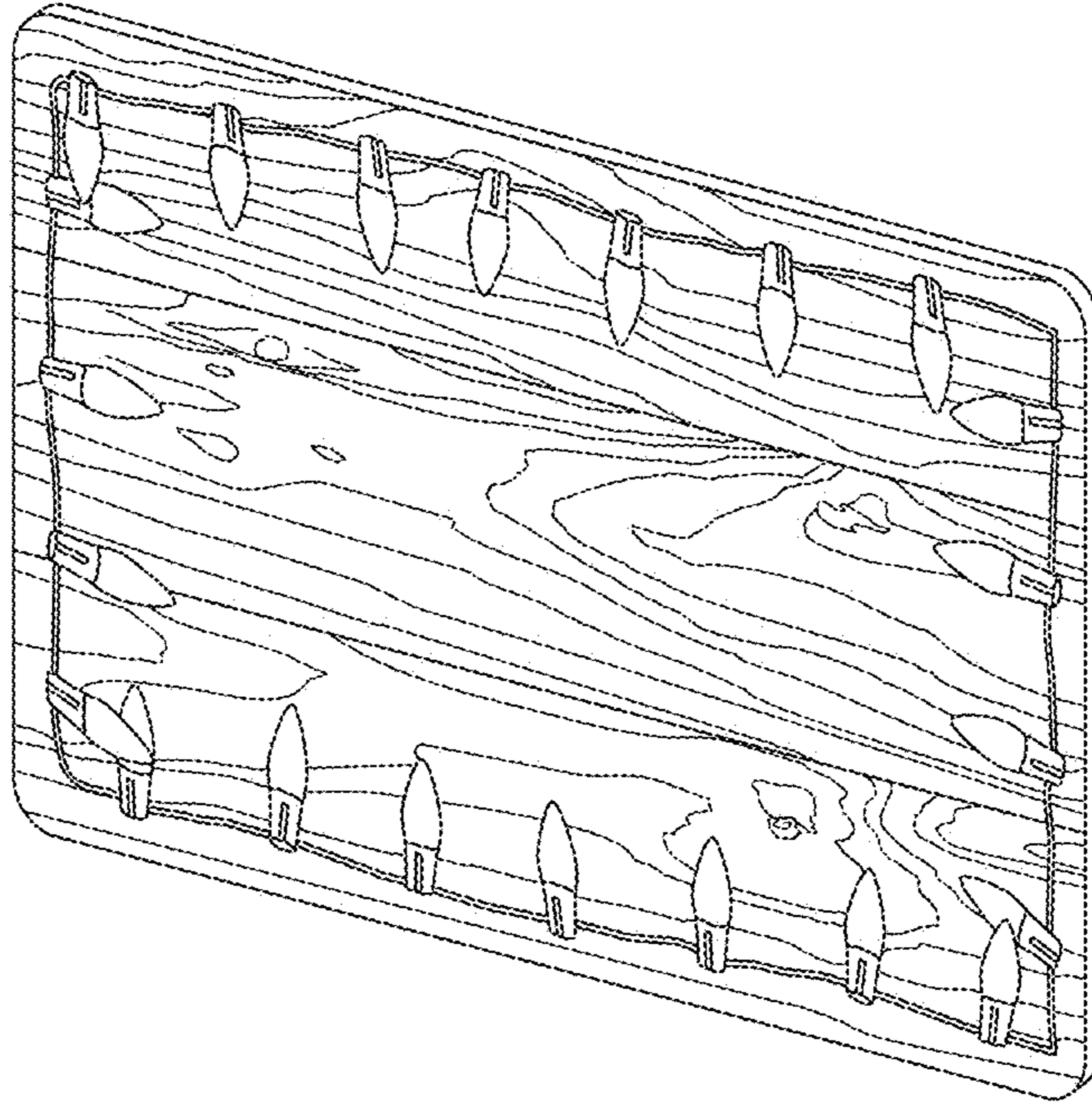


FIG. 1

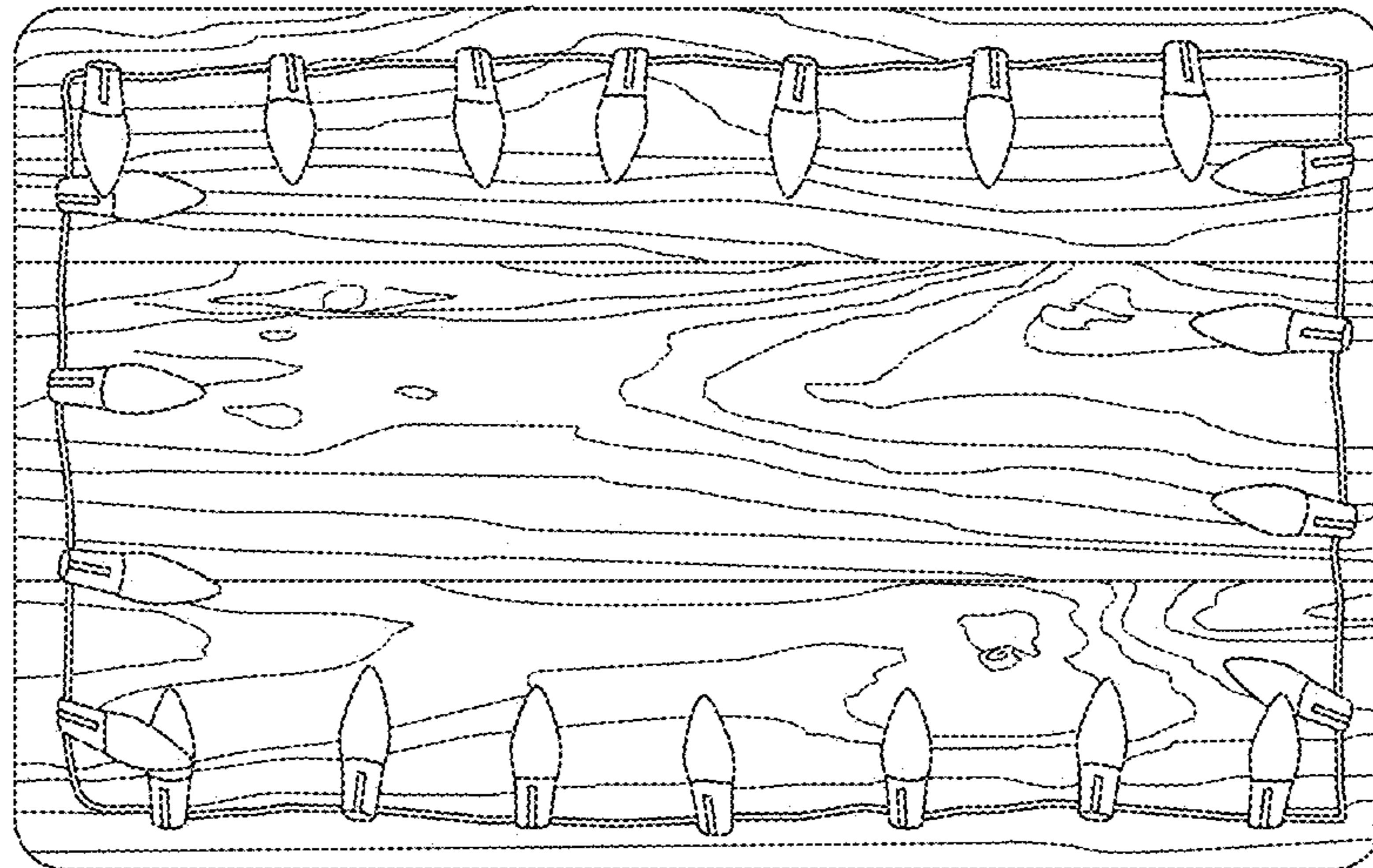


FIG. 2