



US00D731582S

(12) **United States Design Patent**  
**Berman**

(10) **Patent No.:** **US D731,582 S**  
(45) **Date of Patent:** **\*\* Jun. 9, 2015**

(54) **NOVELTY EYEWEAR RETENTION DEVICE**

(71) Applicant: **Robert Berman**, Haddonfield, NJ (US)

(72) Inventor: **Robert Berman**, Haddonfield, NJ (US)

(\*\*) Term: **14 Years**

(21) Appl. No.: **29/470,549**

(22) Filed: **Oct. 22, 2013**

(51) **LOC (10) Cl.** ..... **16-06**

(52) **U.S. Cl.**  
USPC ..... **D16/339; D16/342; D16/306**

(58) **Field of Classification Search**  
USPC ..... D16/101, 300–342, 900; D29/109–110;  
351/41, 44–46, 51–52, 62, 158, 92,  
351/103–123, 140–153, 63, 59, 156; 2/13,  
2/15, 426–432, 447–449, 441, 434–437;  
D21/483, 659–661  
CPC ..... G02C 2200/08; G02C 1/06  
See application file for complete search history.

(56) **References Cited**

**U.S. PATENT DOCUMENTS**

D324,871 S \* 3/1992 Cordet et al. .... D16/309  
D355,358 S \* 2/1995 Starr et al. .... D16/339  
D377,037 S \* 12/1996 Stolt ..... D16/306

D576,199 S \* 9/2008 Mosley et al. .... D16/339  
D632,724 S \* 2/2011 Canter ..... D16/339  
D642,211 S \* 7/2011 Bilton ..... D16/339  
D705,343 S \* 5/2014 Berman ..... D16/339

\* cited by examiner

*Primary Examiner* — Raphael Barkai  
(74) *Attorney, Agent, or Firm* — Gordon & Rees LLP

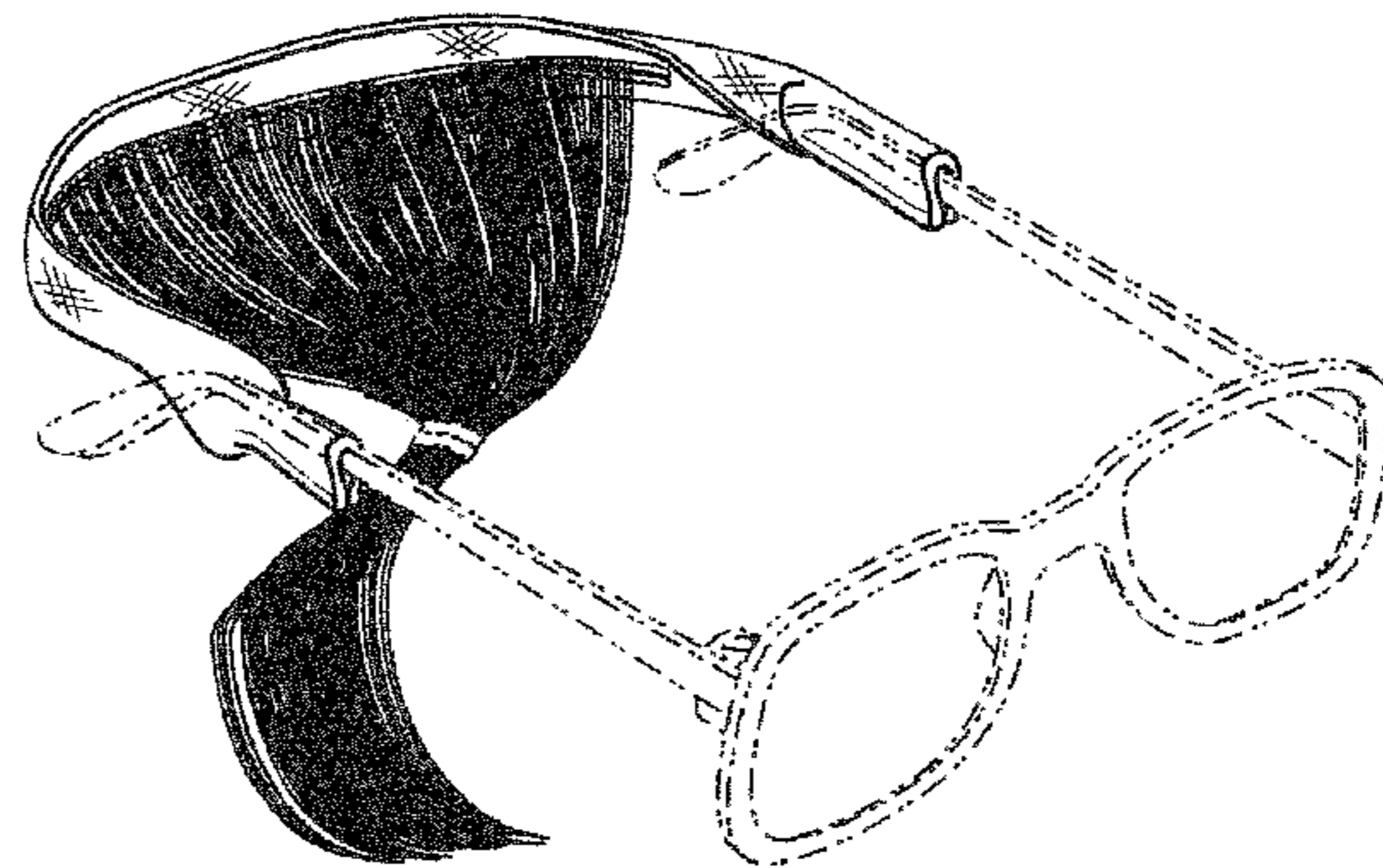
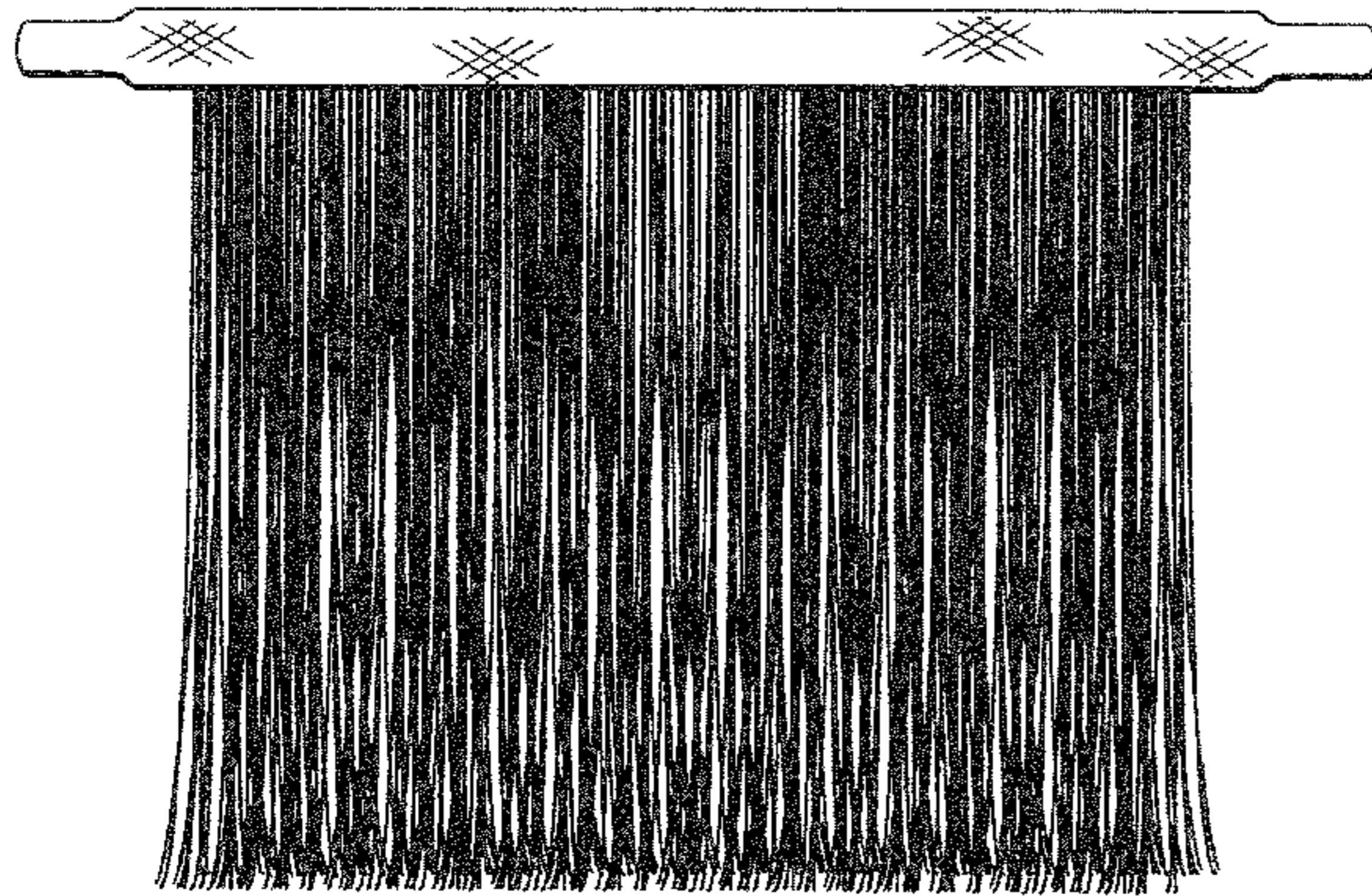
(57) **CLAIM**

I claim the ornamental design for a novelty eyewear retention device, as shown and described.

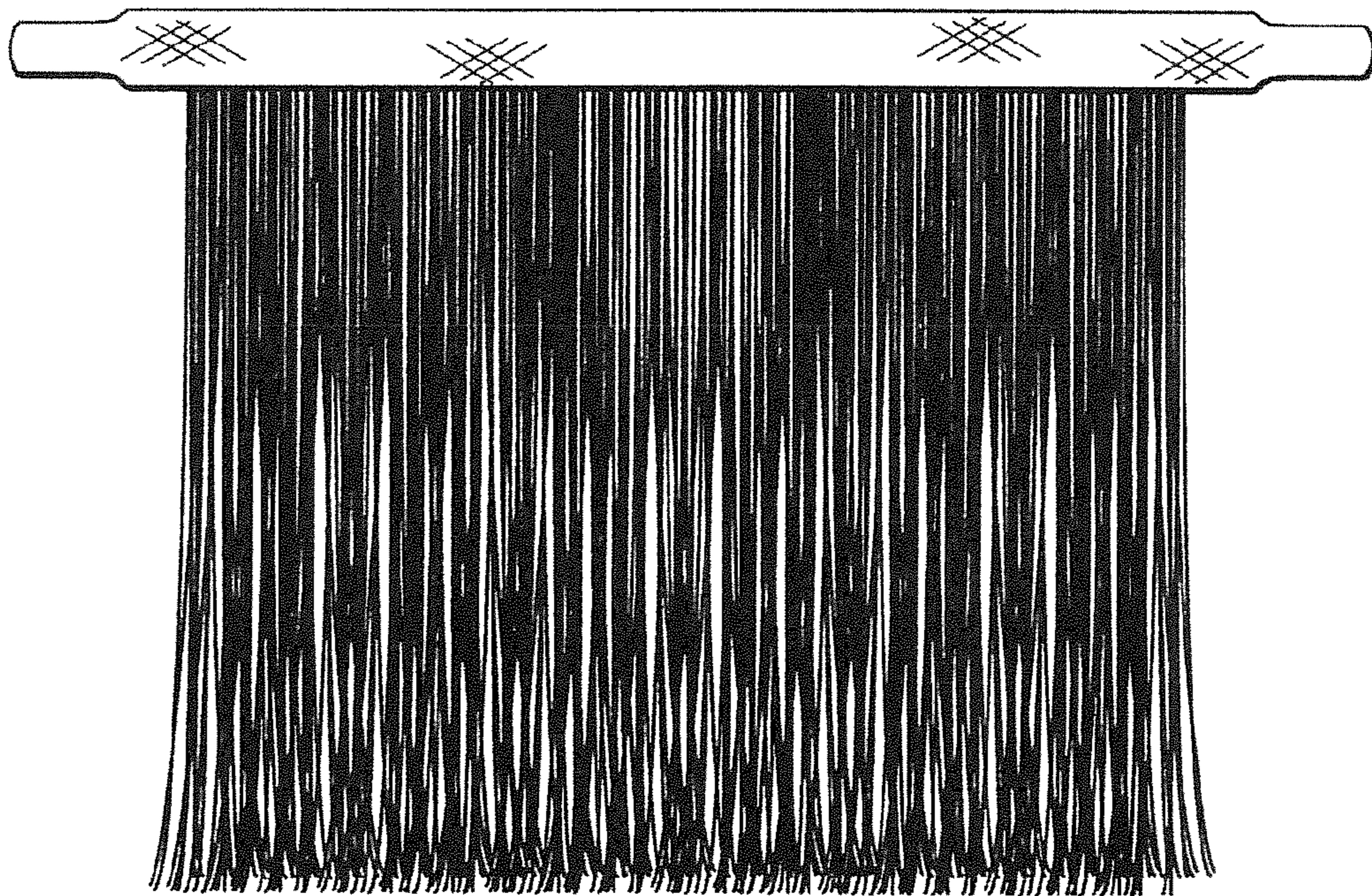
**DESCRIPTION**

FIG. 1 is a front elevation view of a novelty eyewear retention device showing my new design;  
FIG. 2 is a rear elevation view thereof;  
FIG. 3 is a top plan view thereof;  
FIG. 4 is a bottom plan view thereof;  
FIG. 5 is a side elevation view thereof (the right and left side views being mirror images); and,  
FIG. 6 is a perspective view thereof with the novelty eyewear retention device in an alternate configuration showing eyewear and a hair tie in phantom.  
The broken lines showing eyewear and a hair tie in FIG. 6 are included for the purpose of illustrating environmental structure only, and form no part of the claimed design.


**1 Claim, 4 Drawing Sheets**



*FIG. 1*




*FIG. 2*



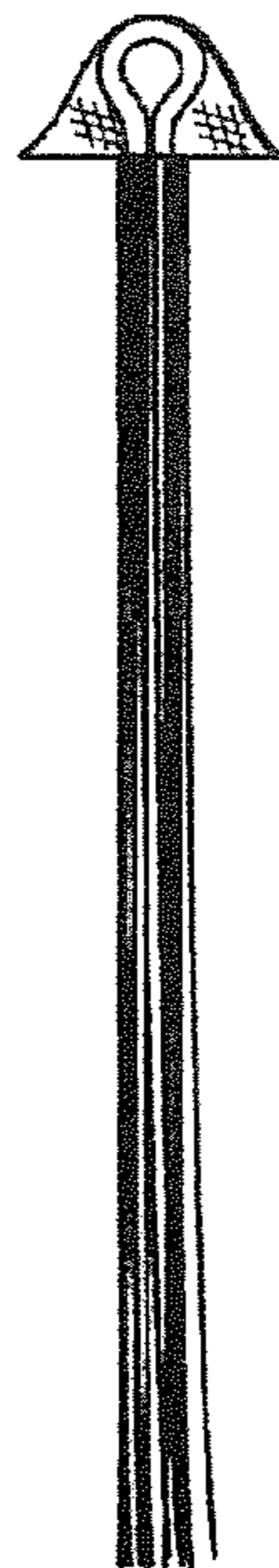
**FIG. 3**



**FIG. 4**



**FIG. 5**



**FIG. 6**

