



US00D731569S

(12) **United States Design Patent**
Evers

(10) **Patent No.:** **US D731,569 S**
(45) **Date of Patent:** **** Jun. 9, 2015**

(54) **SPROCKET FOR CHAIN LINK**
(71) Applicant: **Nordischer Maschinenbau Rud. Baader GmbH + Co. KG, Lübeck (DE)**
(72) Inventor: **Reinhard Evers, Stockelsdorf (DE)**
(73) Assignee: **Nordischer Maschinenbau Rud. Baader GmbH + Co. KG, Lübeck (DE)**
(**) Term: **14 Years**

D250,104 S 10/1978 Bourgeois
4,526,271 A 7/1985 Finnighan
4,615,343 A 10/1986 Komossa
4,991,315 A 2/1991 Falck
5,267,909 A 12/1993 Iacchetta
D373,670 S 9/1996 Roberts
D381,177 S 7/1997 Patois et al.
5,846,149 A 12/1998 Ledvina et al.
5,895,880 A 4/1999 Golden
D449,416 S 10/2001 Horie et al.
6,450,910 B1 9/2002 Matsumoto et al.
D518,074 S * 3/2006 Yoshida et al. D15/28

(Continued)

(21) Appl. No.: **29/443,992**

FOREIGN PATENT DOCUMENTS

(22) Filed: **Jan. 24, 2013**

DE 1030122 10/1958
DE 10206274 A1 8/2003

(30) **Foreign Application Priority Data**

(Continued)

Jul. 24, 2012 (EM) 002078311-0005
Jul. 24, 2012 (EM) 002078311-0006
Jul. 24, 2012 (EM) 002078311-0007
Jul. 24, 2012 (EM) 002078311-0008

OTHER PUBLICATIONS

Office Action dated Sep. 10, 2014 from U.S. Appl. No. 29/443,991, filed Jan. 24, 2013.

(51) **LOC (10) Cl.** **15-99**

(Continued)

(52) **U.S. Cl.**
USPC **D15/148**

Primary Examiner — Patricia Palasik
(74) *Attorney, Agent, or Firm* — Sunstone IP

(58) **Field of Classification Search**
USPC D12/123, 124; D15/148, 149; 474/78,
474/116, 152, 155, 158, 160, 163, 164, 165,
474/178, 903
See application file for complete search history.

(57) **CLAIM**
The ornamental design for sprocket for chain link, as shown and described.

(56) **References Cited**

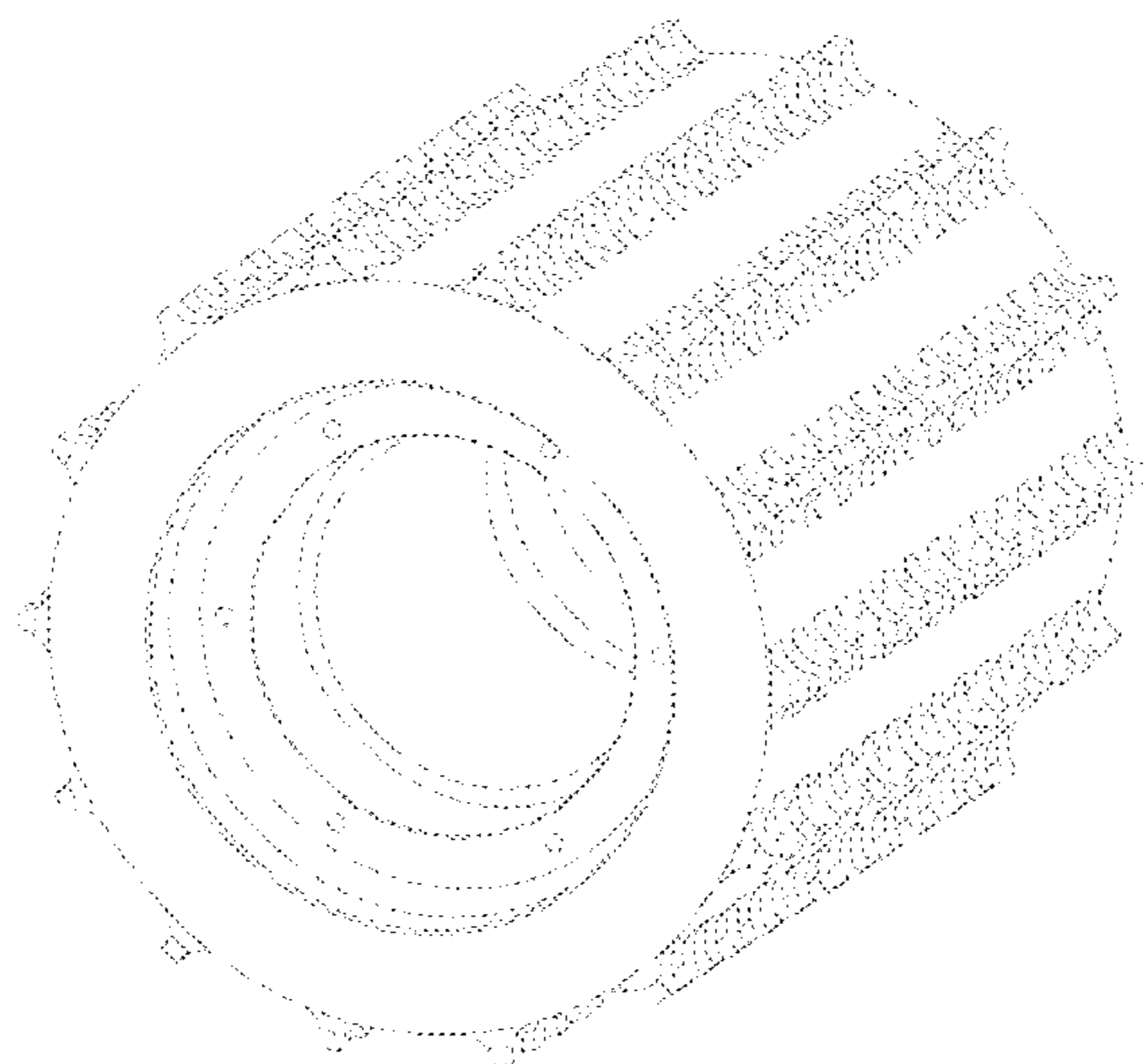
DESCRIPTION

U.S. PATENT DOCUMENTS

D25,713 S 6/1896 Teale
D27,223 S 6/1897 Fletcher
D27,465 S 8/1897 Fletcher
D30,242 S 2/1899 Smith
D32,107 S 1/1900 Weaver
2,199,292 A 4/1940 Pierce
2,784,836 A 3/1957 Le Tourneau
2,966,112 A 12/1960 Guettler
3,056,309 A 10/1962 Horste

FIG. 1 is a perspective view of an alternative embodiment of sprocket for chain link showing the new design; FIG. 2 is a front elevation view thereof, the rear elevation view, top plan view and bottom plan view being identical thereto; FIG. 3 is a left side elevation view thereof; and, FIG. 4 is a right side elevation view thereof.

1 Claim, 4 Drawing Sheets



(56)

References Cited

U.S. PATENT DOCUMENTS

D528,259 S 9/2006 Layne et al.
 7,108,622 B2* 9/2006 Okabe 474/156
 D544,894 S * 6/2007 Clarke D15/148
 D545,333 S * 6/2007 Clarke D15/148
 D699,272 S * 2/2014 Mochizuki D15/143
 2002/0060142 A1 5/2002 Morimoto et al.
 2002/0086753 A1* 7/2002 Yahata 474/160
 2003/0199351 A1* 10/2003 Nichols 474/160
 2003/0236145 A1 12/2003 Ledvina et al.
 2005/0009655 A1* 1/2005 Kubo et al. 474/152
 2005/0009656 A1* 1/2005 Preis et al. 474/155
 2005/0020395 A1* 1/2005 Graves 474/158
 2005/0090347 A1* 4/2005 Revankar et al. 474/152
 2005/0170924 A1* 8/2005 Meya et al. 474/155
 2005/0170925 A1* 8/2005 Hamilton 474/161
 2006/0094551 A1 5/2006 Tohara
 2006/0142103 A1 6/2006 Marshall
 2006/0252592 A1* 11/2006 Young 474/161
 2007/0272523 A1 11/2007 Vietoris
 2010/0084319 A1 4/2010 Hahn et al.
 2010/0236901 A1 9/2010 Marshall
 2010/0304911 A1 12/2010 Kabai
 2011/0183799 A1 7/2011 Young et al.
 2011/0278136 A1 11/2011 Weiser et al.
 2011/0302843 A1 12/2011 Dallmann et al.

2012/0279832 A1 11/2012 Bettati
 2014/0135160 A1* 5/2014 Kaiser et al. 474/152
 2014/0231226 A1 8/2014 Sharma et al.

FOREIGN PATENT DOCUMENTS

DE 102004008669 A1 9/2005
 DE 202007004473 U1 7/2007
 DE 602005003660 T2 11/2008
 DE 202010011056 U1 12/2011
 EP 1128090 A2 8/2001
 EP 1241117 A1 9/2002
 EP 1843061 A1 10/2007
 EP 2034218 A1 3/2009
 EP 2255946 12/2010
 FR 2961572 A1 12/2011
 JP H02138093 A 11/1990
 WO 2008116650 A1 10/2008
 WO 2011012410 A1 2/2011

OTHER PUBLICATIONS

International Search Report dated Oct. 23, 2013 from International Patent Application No. PCT/EP2013/065284 filed Jul. 19, 2013.
 International Preliminary Report on Patentability dated Jan. 27, 2015 from International Patent Application No. PCT/EP2013/065284 filed Jul. 19, 2013.

* cited by examiner

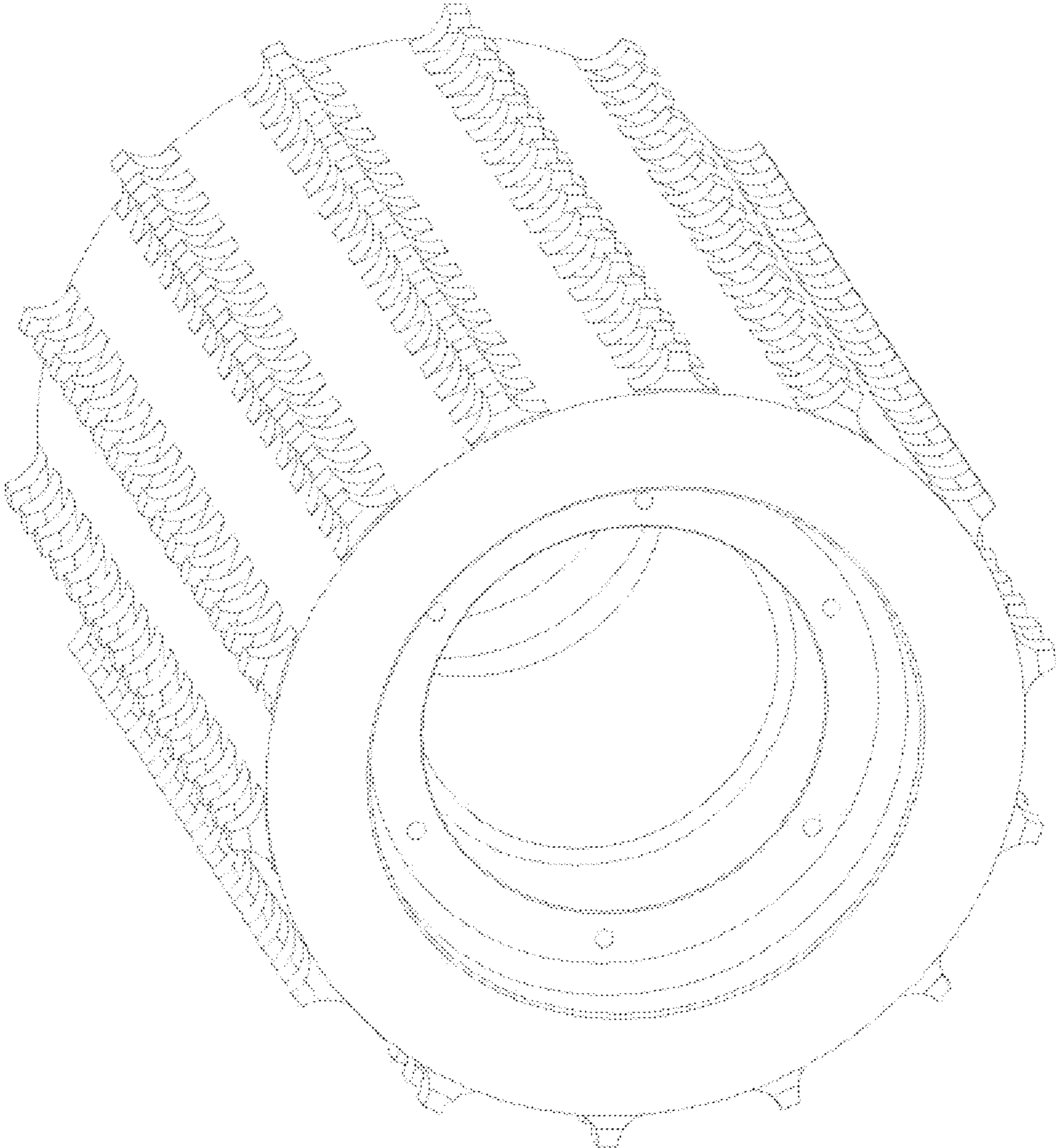


FIG. 1




FIG. 2

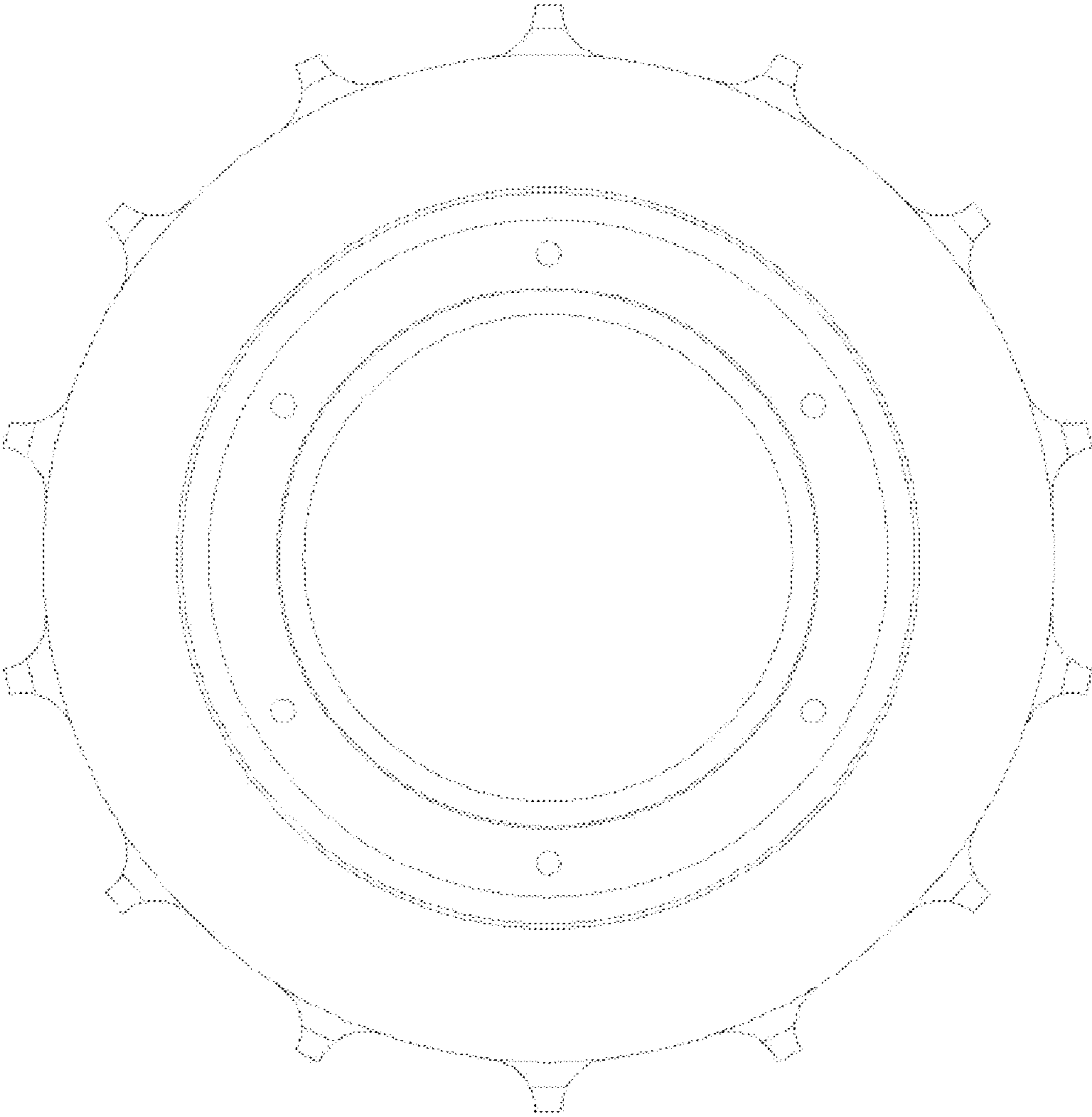


FIG. 3

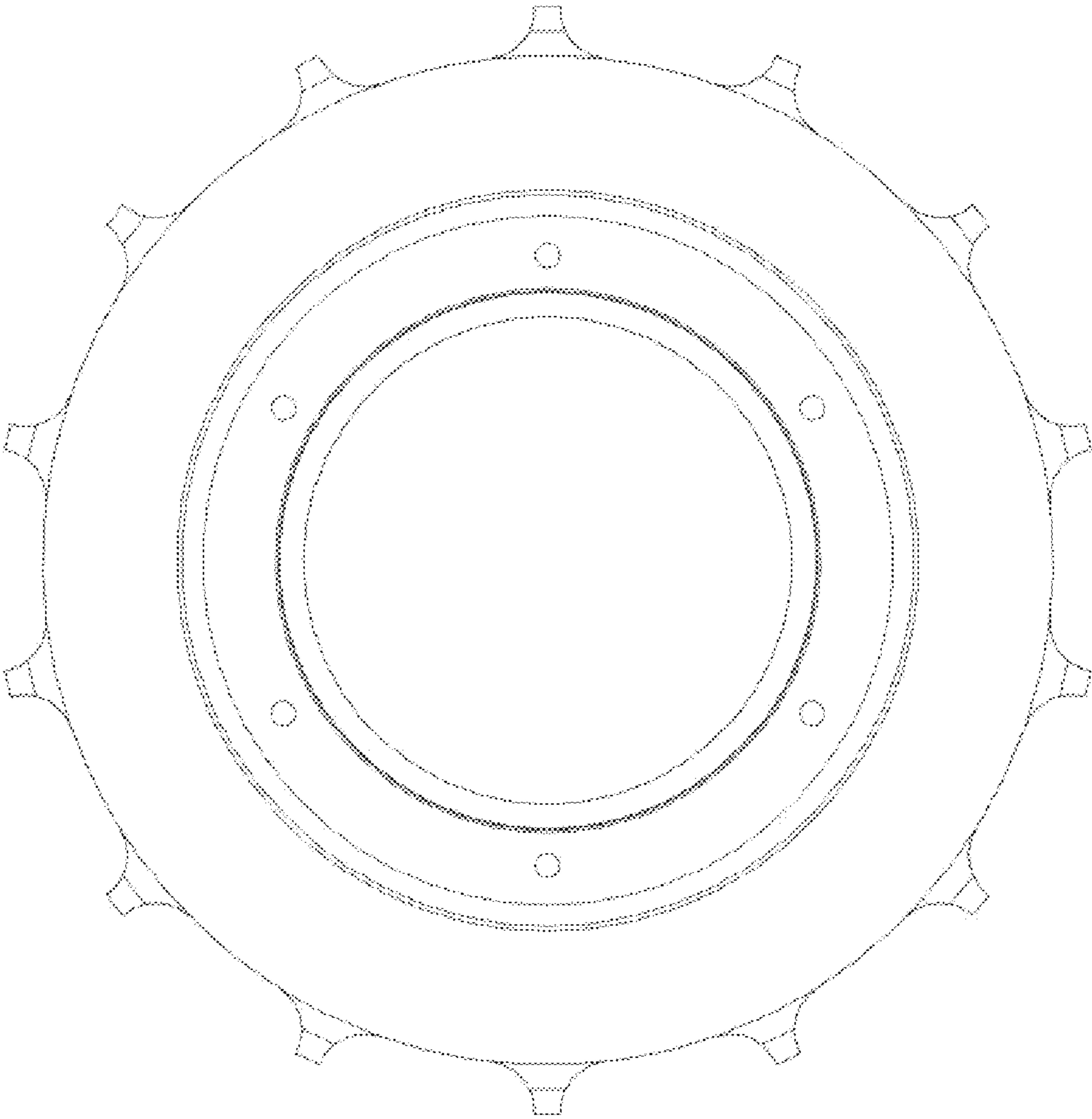


FIG. 4