



US00D731546S

(12) **United States Design Patent**
Zhou et al.

(10) **Patent No.:** **US D731,546 S**
(45) **Date of Patent:** **** Jun. 9, 2015**

- (54) **DISPLAY SCREEN WITH ICON**
- (71) Applicant: **Huawei Technologies Co., Ltd.**,
Shenzhen, Guangdong (CN)
- (72) Inventors: **Wenjun Zhou**, Shenzhen (CN); **Zhiyan Yang**, Shenzhen (CN); **Hyunjin Kim**,
Shenzhen (CN)
- (73) Assignee: **Huawei Technologies Co., Ltd.**,
Shenzhen (CN)
- (**) Term: **14 Years**
- (21) Appl. No.: **29/457,208**
- (22) Filed: **Jun. 7, 2013**
- (51) **LOC (10) Cl.** **14-04**
- (52) **U.S. Cl.**
USPC **D14/492; D14/491**
- (58) **Field of Classification Search**
USPC D14/489–495
CPC .. G06F 3/0481; G06F 3/04817; G06F 3/0482
See application file for complete search history.

(56) **References Cited**

U.S. PATENT DOCUMENTS

- D295,631 S * 5/1988 Wells-Papanek et al. ... D14/488
- D422,990 S * 4/2000 Bright et al. D14/493

- D525,981 S * 8/2006 Hally et al. D14/485
- D547,320 S * 7/2007 Kim et al. D14/486
- D549,726 S * 8/2007 Van Dongen et al. D14/491
- D576,172 S * 9/2008 Kim D14/486
- D579,459 S * 10/2008 Tomizawa et al. D14/487
- D586,355 S * 2/2009 Mori et al. D14/486
- D606,090 S * 12/2009 Danton D14/488
- D606,551 S * 12/2009 Willis D14/491
- D665,410 S * 8/2012 Gupta et al. D14/488
- D687,849 S * 8/2013 Jou D14/486
- 2003/0064757 A1 * 4/2003 Yamadera et al. 455/566
- 2011/0231484 A1 * 9/2011 Burgess et al. 709/203
- 2013/0132449 A1 * 5/2013 Imamichi et al. 707/827

* cited by examiner

Primary Examiner — Karen E Kearney

(74) *Attorney, Agent, or Firm* — Slater & Matsil, L.L.P.

(57) **CLAIM**

The ornamental design for a display screen with icon, as shown and described.

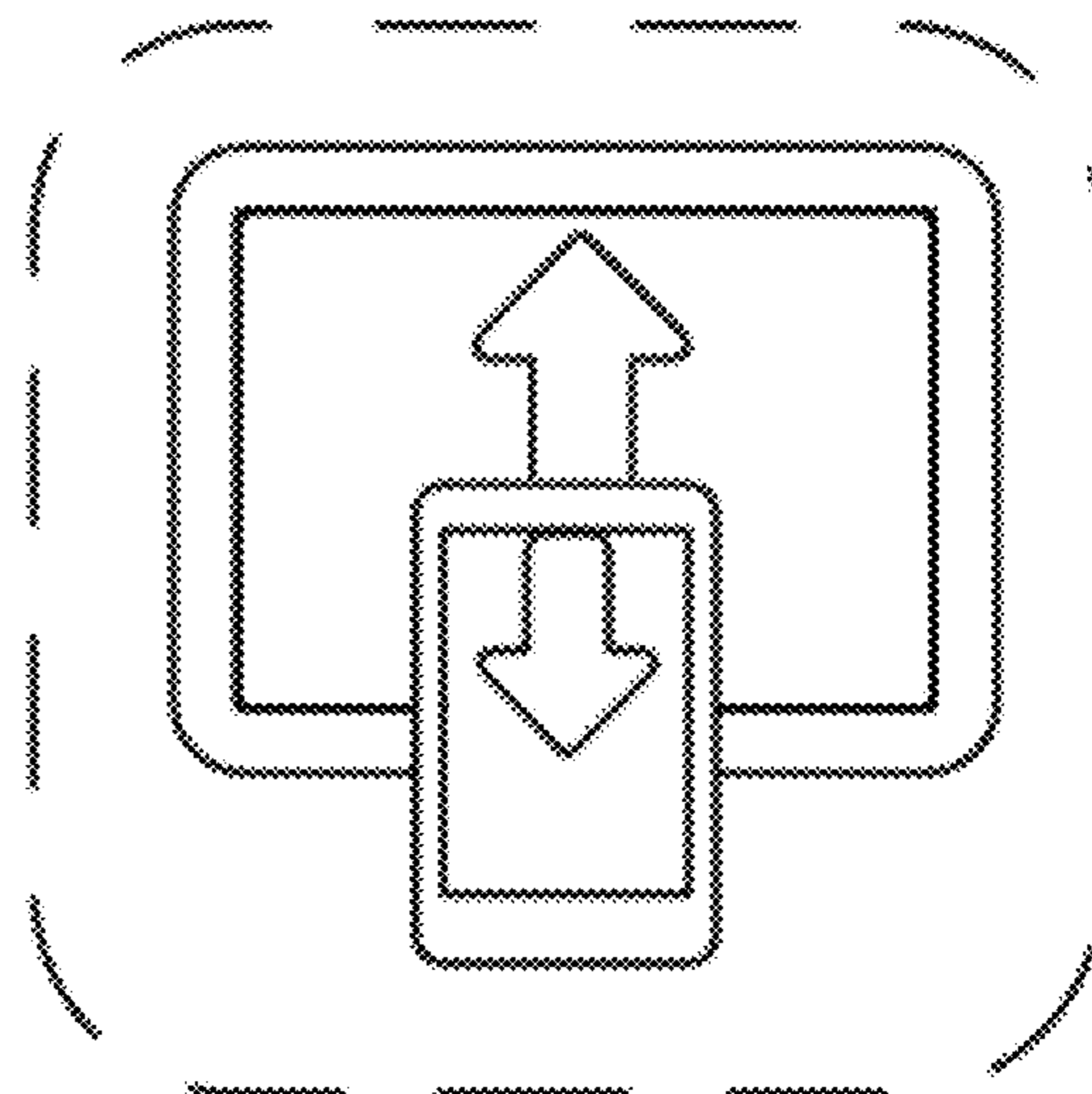
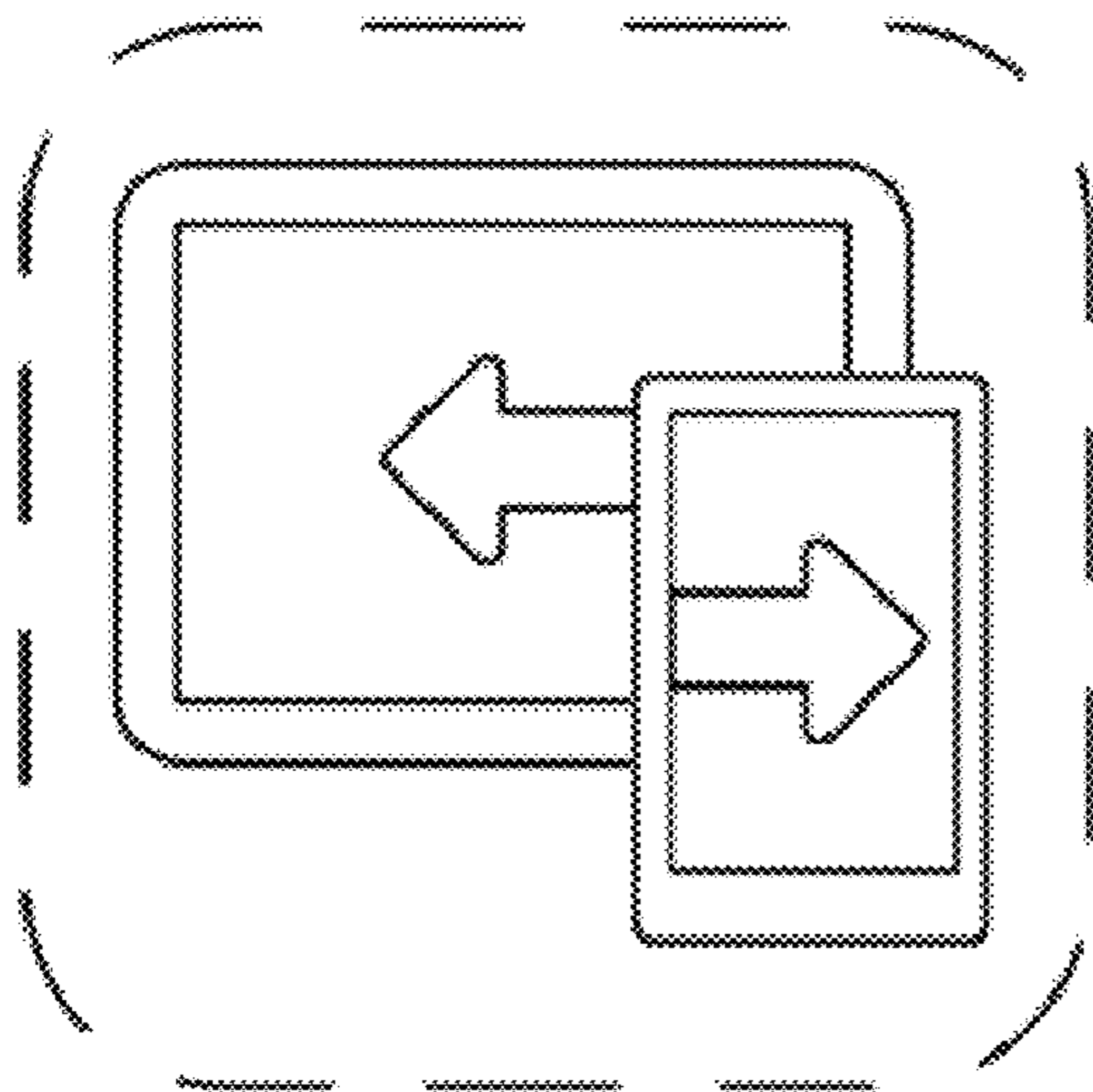
DESCRIPTION

FIG. 1 is a front view of a display screen with icon according to a first embodiment of the invention.

FIG. 2 is a front view of a second embodiment thereof; and, FIG. 3 is a front view of a third embodiment thereof.

The broken line showing the display screen is included for the purpose of illustrating environmental structure and forms no part of the claimed design.

1 Claim, 1 Drawing Sheet



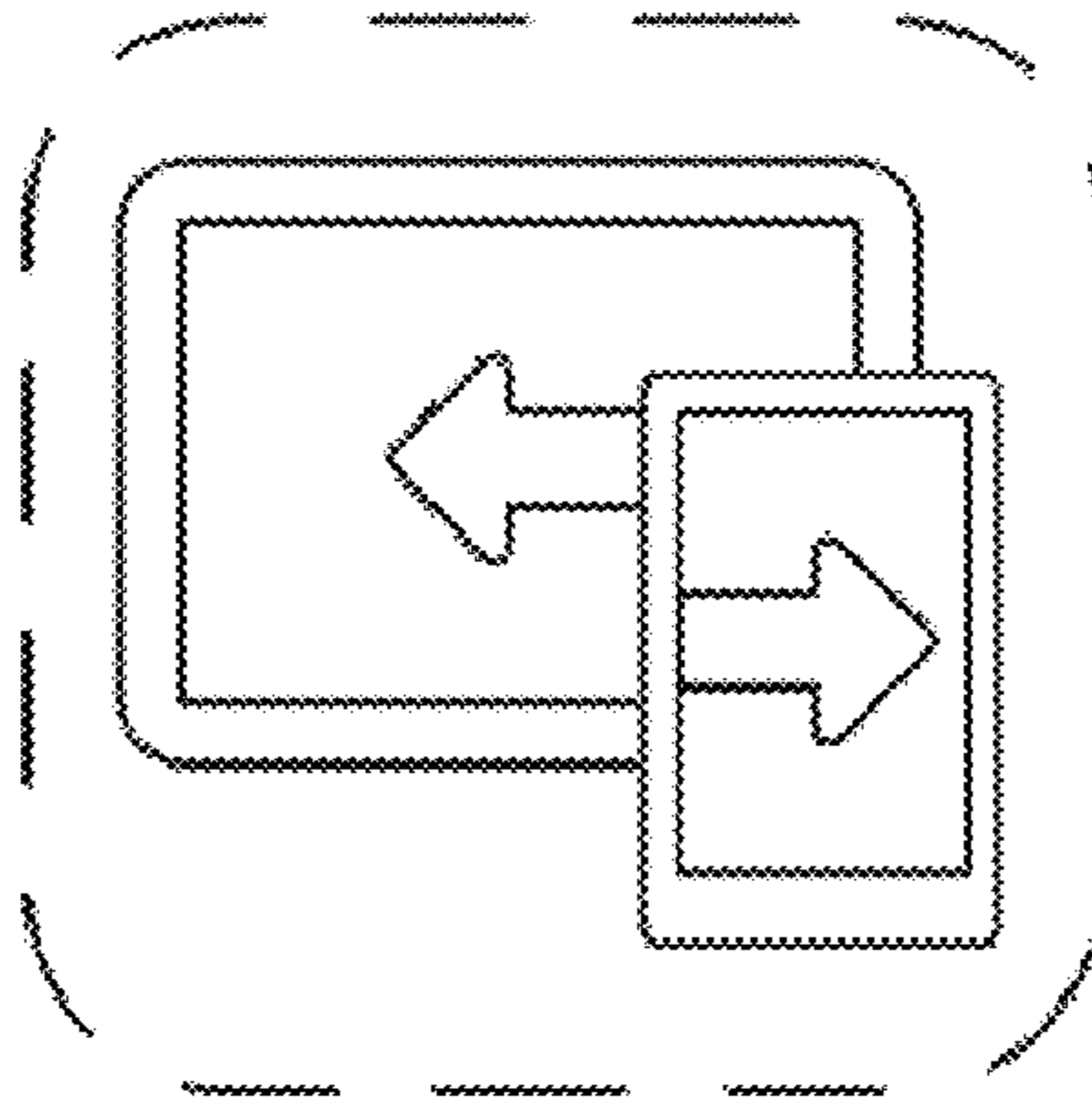


Figure 1

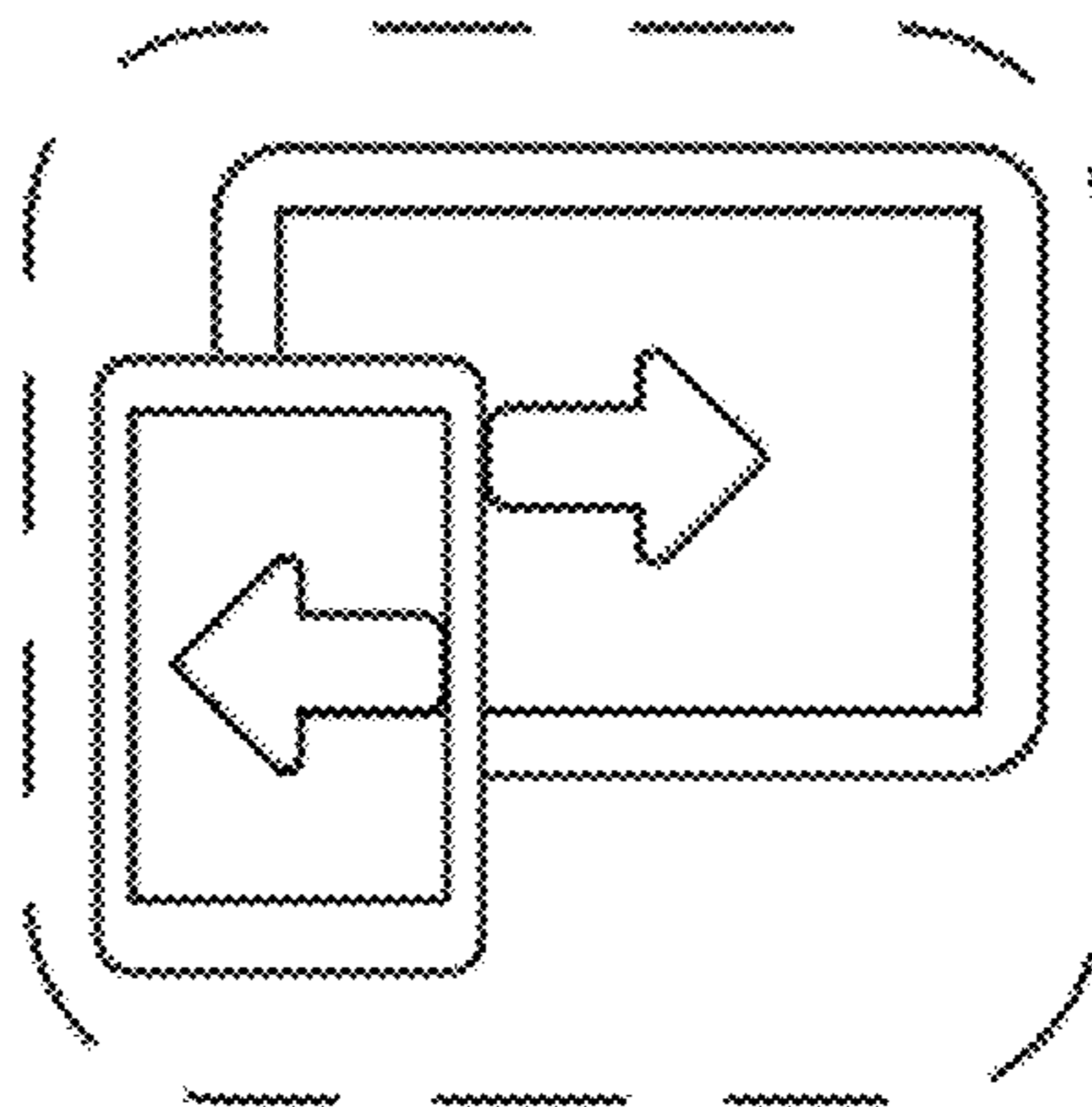


Figure 2

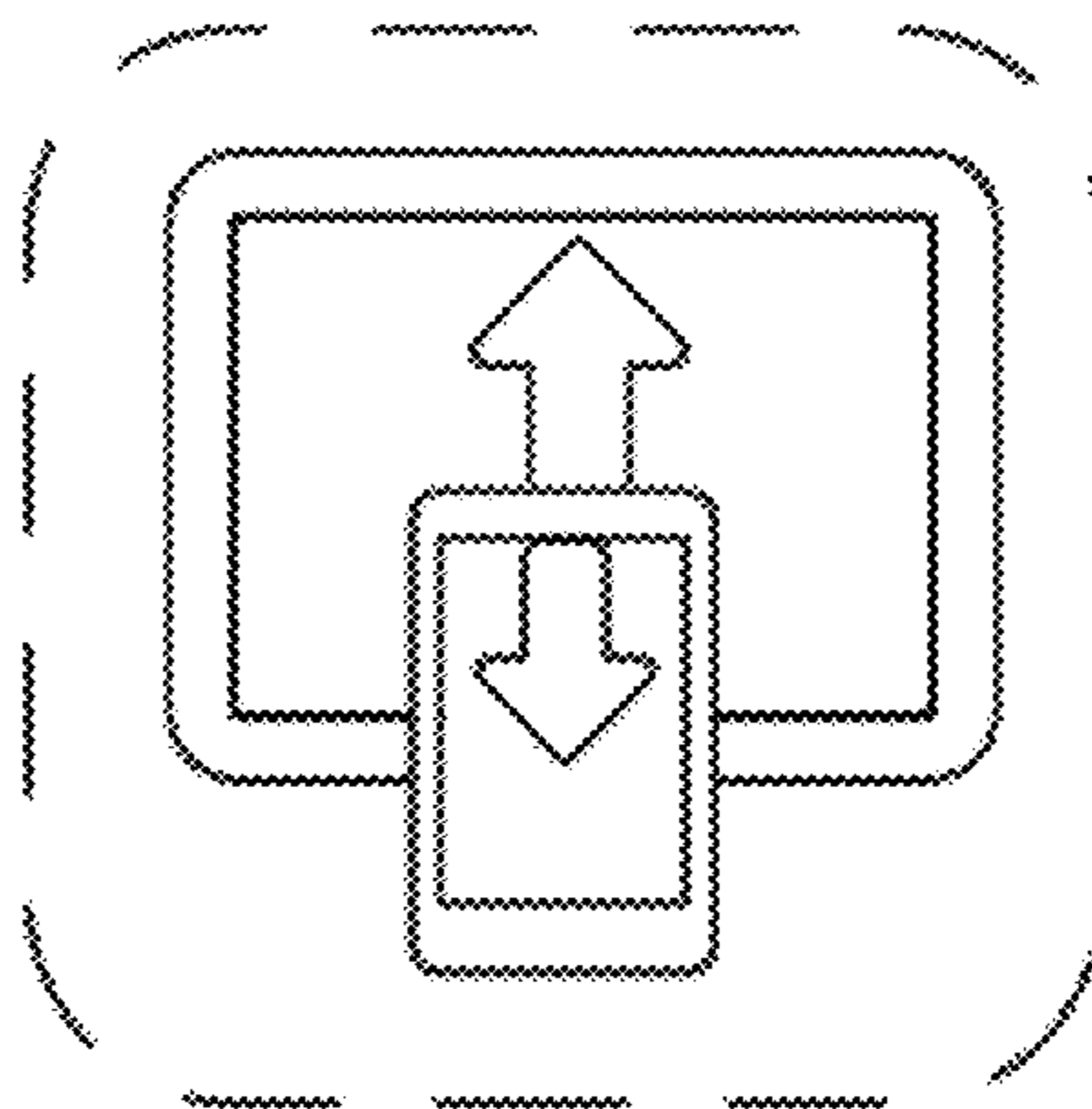


Figure 3