



US00D731543S

(12) **United States Design Patent**
Aoshima

(10) **Patent No.:** **US D731,543 S**
(45) **Date of Patent:** **** Jun. 9, 2015**

(54) **DIGITAL CAMERA DISPLAY SCREEN WITH GRAPHICAL USER INTERFACE**

(71) Applicant: **FUJIFILM CORPORATION**, Tokyo (JP)

(72) Inventor: **Yuzo Aoshima**, Tokyo (JP)

(73) Assignee: **FUJIFILM CORPORATION**, Tokyo (JP)

(**) Term: **14 Years**

(21) Appl. No.: **29/440,701**

(22) Filed: **Dec. 26, 2012**

(30) **Foreign Application Priority Data**

Jul. 3, 2012 (JP) 2012-015731

(51) **LOC (10) Cl.** **14-04**

(52) **U.S. Cl.**
USPC **D14/491**; D14/489

(58) **Field of Classification Search**
USPC D14/485-495; D16/200, 219, 228, 238
CPC G06F 3/01; G06F 3/0481; G06F 3/0482;
G06F 3/0484

See application file for complete search history.

(56) **References Cited**

U.S. PATENT DOCUMENTS

6,014,142	A *	1/2000	LaHood	715/848
D444,794	S *	7/2001	Nashida et al.	D14/489
6,300,966	B1 *	10/2001	Gregory et al.	715/736
6,519,003	B1 *	2/2003	Swayze	348/375
D472,902	S *	4/2003	Nashida et al.	D14/491
D475,758	S *	6/2003	Ishikawa	D22/108
6,741,280	B1 *	5/2004	Shioji	348/240.99
D501,210	S *	1/2005	Cook	D14/486
D536,340	S *	2/2007	Jost et al.	D14/485

D561,193	S *	2/2008	O'Mullan et al.	D14/489
D565,588	S *	4/2008	Sherry	D14/491
7,512,902	B2 *	3/2009	Robertson et al.	715/848
7,598,995	B2 *	10/2009	Yamaya	348/333.02
D619,614	S *	7/2010	O'Mullan et al.	D14/489
D623,656	S *	9/2010	Fitzmaurice et al.	D14/488
D689,904	S *	9/2013	Aoshima	D14/489
D708,638	S *	7/2014	Manzari et al.	D14/492
D715,394	S *	10/2014	Young	D22/109
2002/0037166	A1 *	3/2002	Nagahata et al.	396/121
2002/0180797	A1 *	12/2002	Bachmann	345/780
2004/0169758	A1 *	9/2004	Murashima et al.	348/333.08
2006/0192881	A1 *	8/2006	Sato et al.	348/333.05
2006/0236586	A1 *	10/2006	Zaderey	42/133
2009/0059219	A1 *	3/2009	Mok	356/251
2013/0061175	A1 *	3/2013	Matas et al.	715/810

* cited by examiner

Primary Examiner — Cathron Brooks

Assistant Examiner — Daniel J Domino

(74) *Attorney, Agent, or Firm* — Jean C. Edwards, Esq.;
Edwards Neils PLLC

(57) **CLAIM**

The ornamental design for a digital camera display screen with graphical user interface, as shown and described.

DESCRIPTION

FIG. 1 is a rear view of a digital camera display screen with graphical user interface showing my new design;
FIG. 2 is a front view thereof;
FIG. 3 is a right side view thereof;
FIG. 4 is a left side view thereof;
FIG. 5 is a top plan view thereof; and,
FIG. 6 is a bottom view thereof.

The broken line showing is included for the purpose of illustrating portions of the article and forms no part of the claimed design. Additionally the dashed-dotted lines denote the boundary of the claim and form no part of the claimed design.

1 Claim, 5 Drawing Sheets

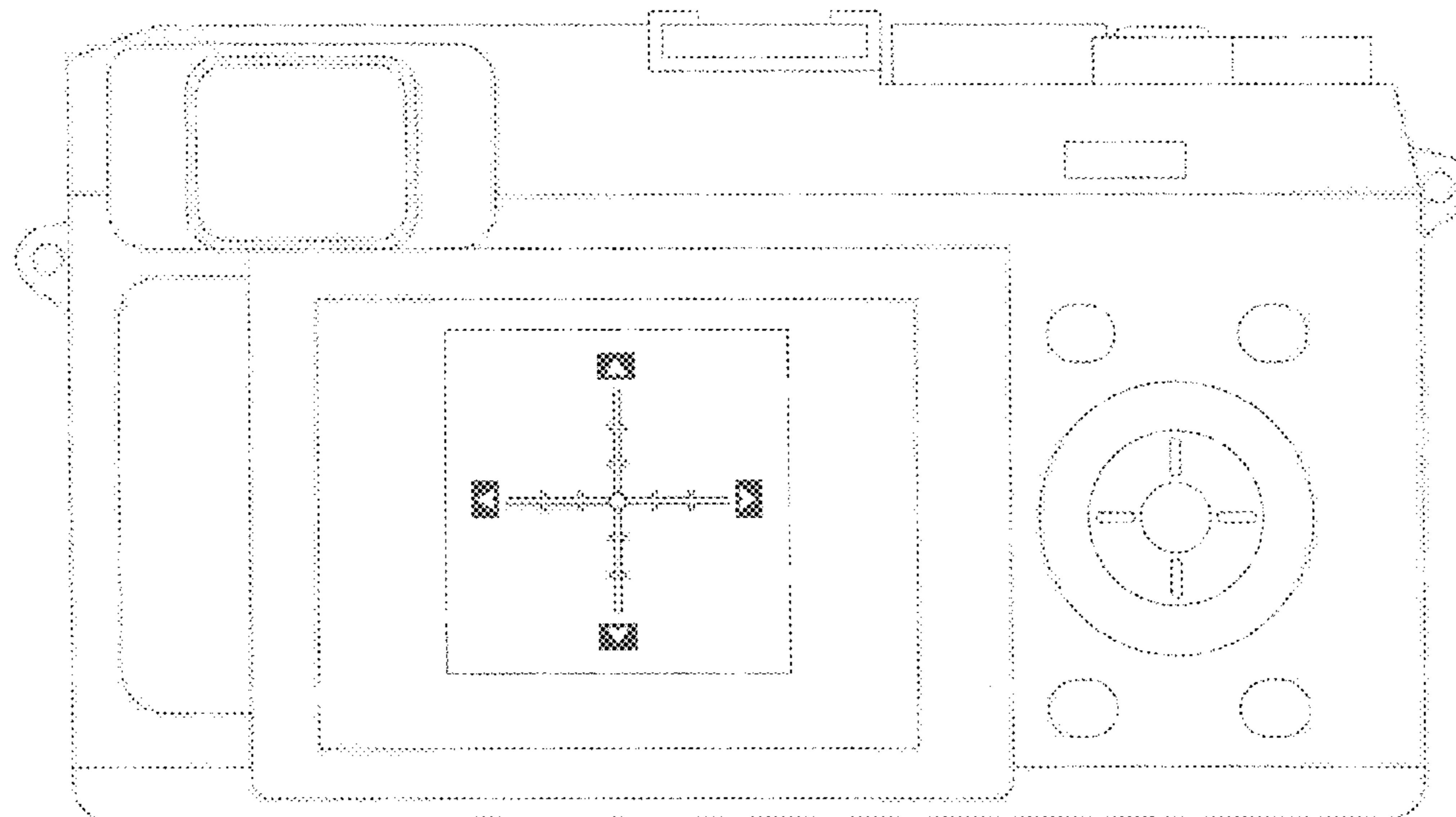


Fig. 1

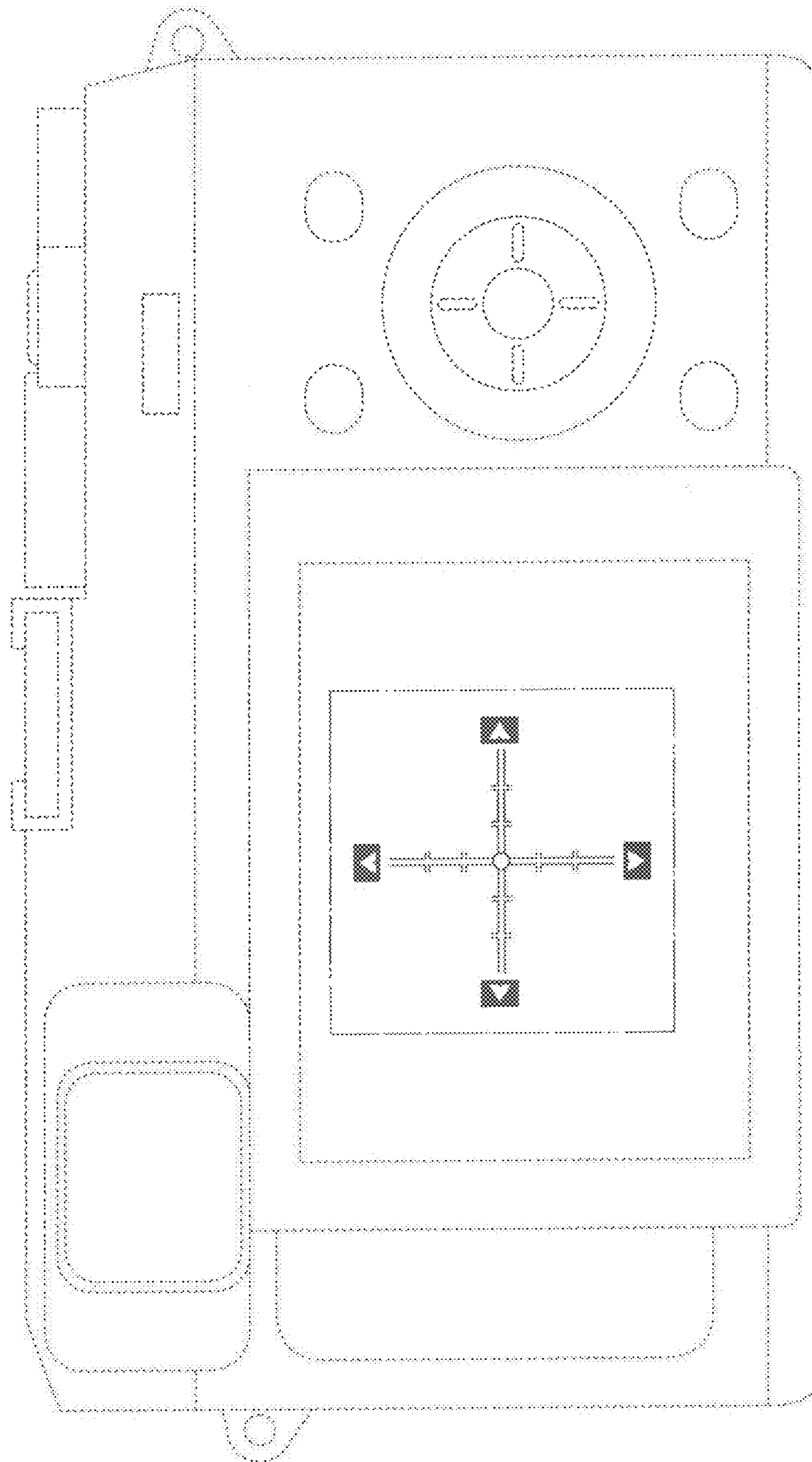


Fig. 2

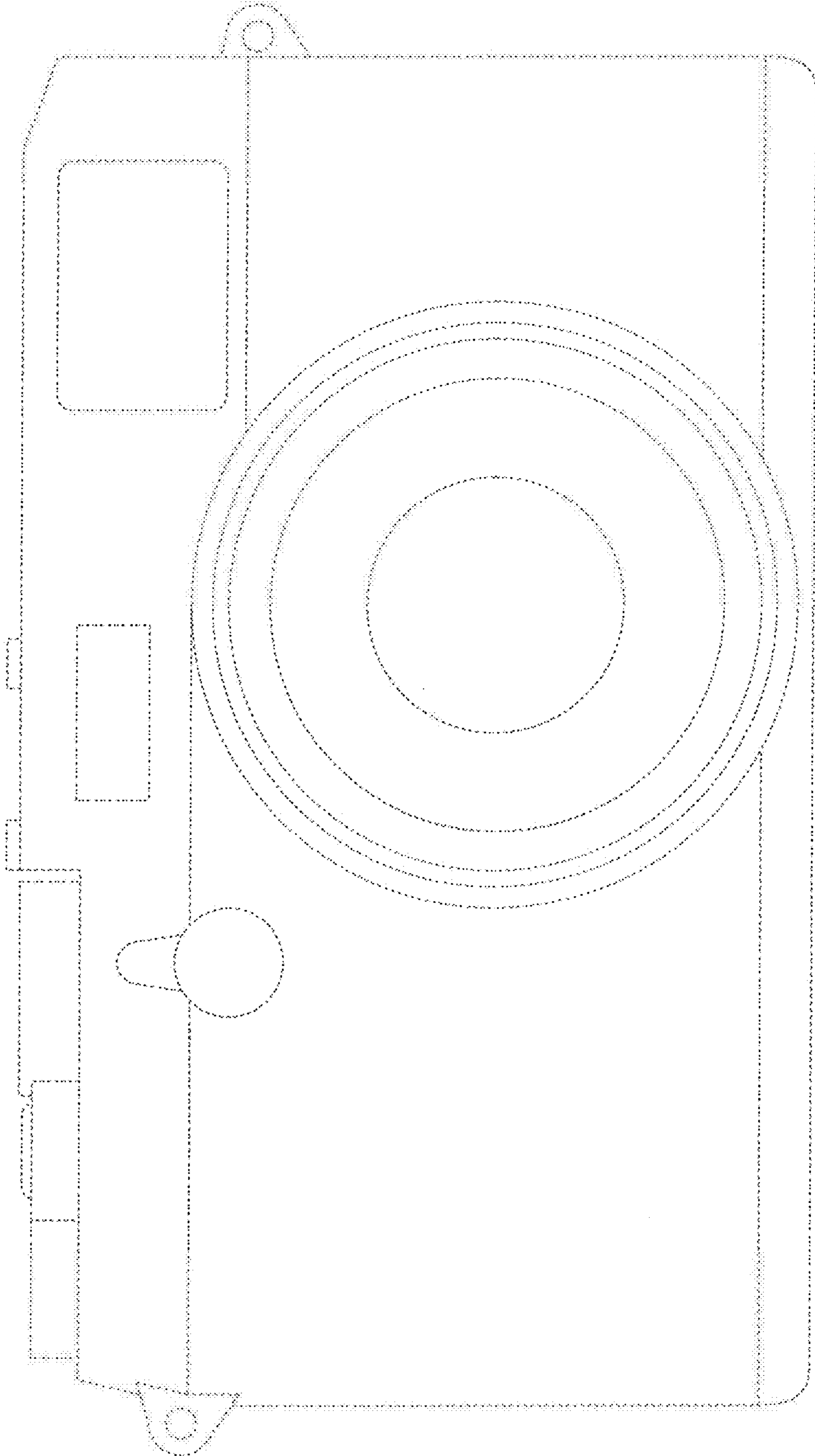


Fig. 4

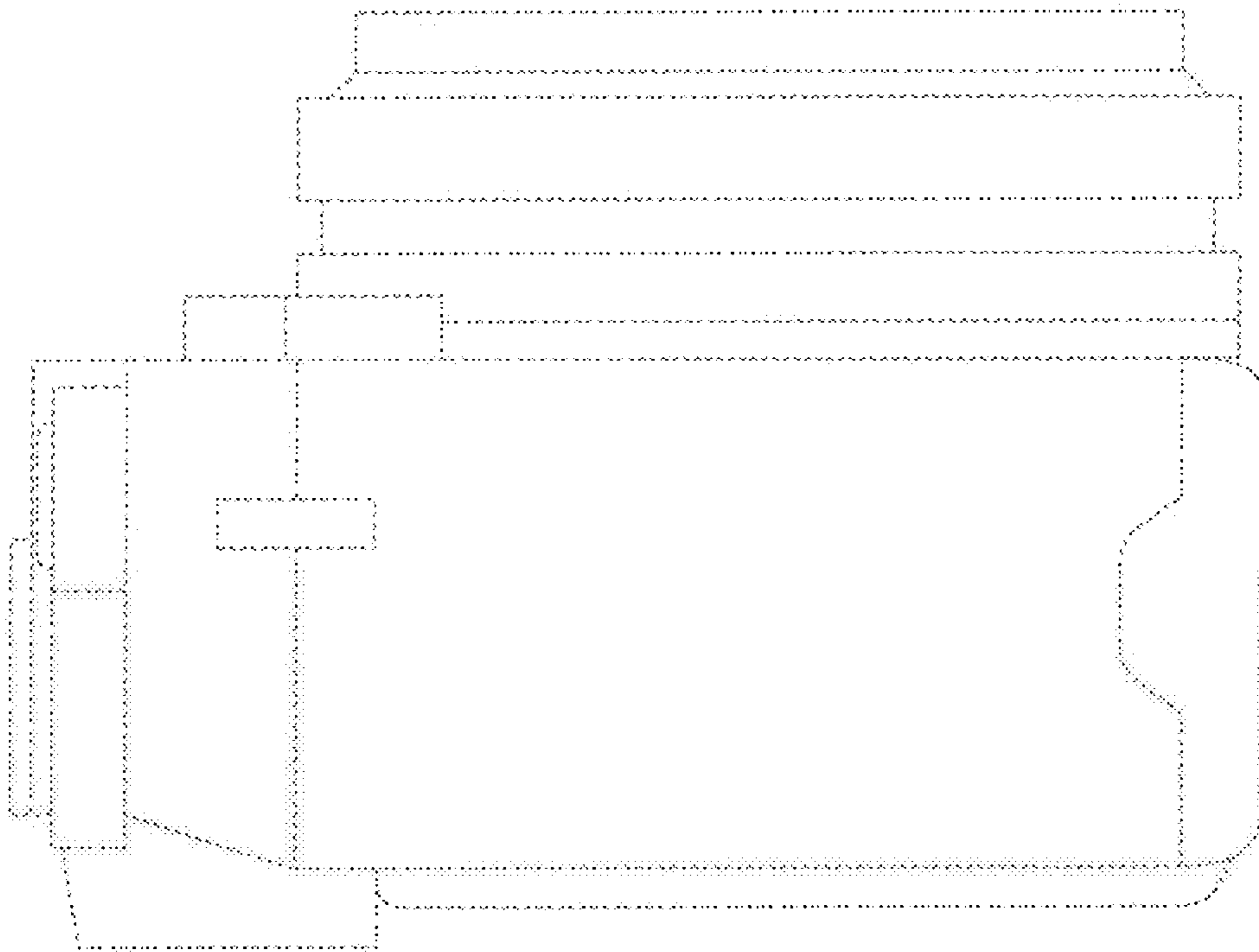


Fig. 3

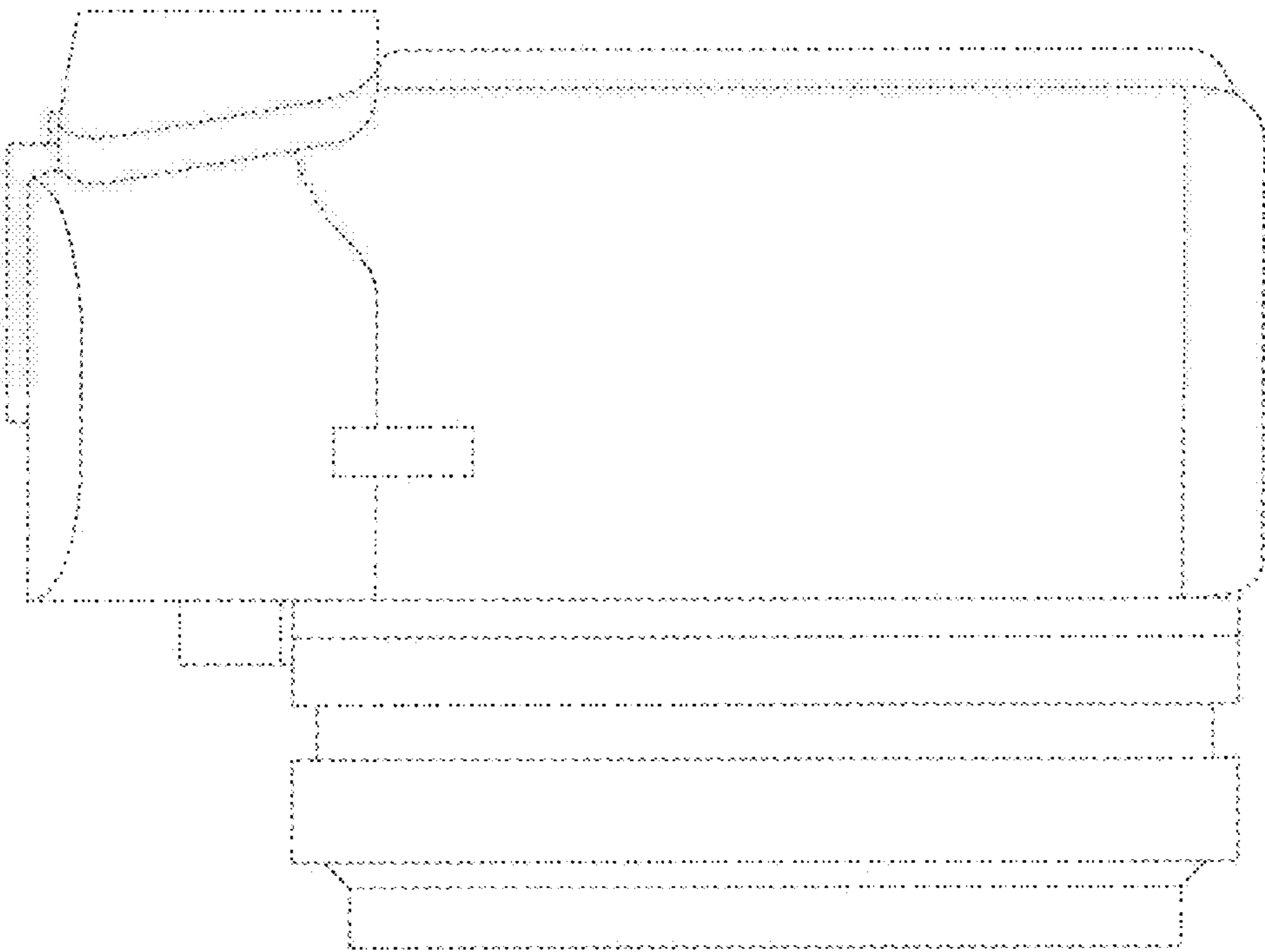


Fig. 5

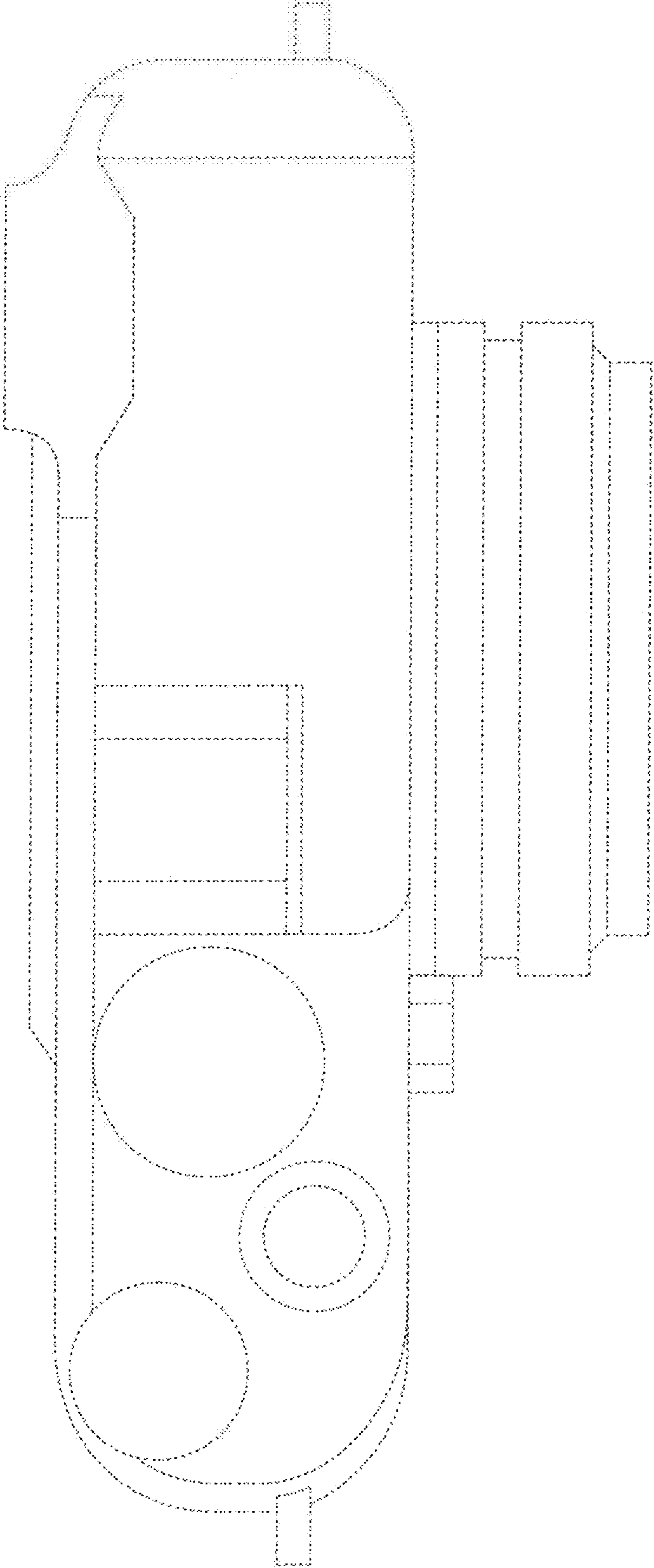


Fig. 6

