US00D731536S

(12) United States Design Patent

Jeong et al.

(10) Patent No.: US D731,536 S
(45) Date of Patent: ** Jun. 9, 2015

(54) **DISPLAY SCREEN OR PORTION THEREOF WITH GRAPHICAL USER INTERFACE**

(71) Applicant: **Samsung Electronics Co., Ltd.**, Suwon-si (KR)

(72) Inventors: **Steve Jeong**, Incheon-Si (KR); **Jiny Kwon**, Sungnam-Si (KR)

(73) Assignee: **Samsung Electronics Co., Ltd.**, Suwon-si (KR)

(**) Term: **14 Years**

(21) Appl. No.: **29/459,778**

(22) Filed: **Jul. 3, 2013**

(30) **Foreign Application Priority Data**

Jan. 5, 2013 (KR) 30-2013-0000738

(51) **LOC (10) Cl.** **14-04**

(52) **U.S. Cl.**
USPC **D14/488**

(58) **Field of Classification Search**
USPC D14/485–495; D18/26, 31, 32, 33; D20/11, 12, 23, 24, 25, 29, 30, 31, 32, D20/36, 37, 38; 715/702, 764, 838
CPC G06F 3/048; G06F 3/0481; G06F 3/0482; G06F 3/04817; G06F 3/04812
See application file for complete search history.

(56) **References Cited**

U.S. PATENT DOCUMENTS

5,903,309	A	*	5/1999	Anderson	348/333.02
6,043,818	A	*	3/2000	Nakano et al.	715/851
D501,213	S	*	1/2005	Totten et al.	D14/487
D538,296	S	*	3/2007	Sadler et al.	D14/485
D540,811	S	*	4/2007	Sadler et al.	D14/486
D542,298	S	*	5/2007	Sadler et al.	D14/486
D551,242	S	*	9/2007	Armendariz et al.	D14/487
D556,208	S	*	11/2007	Cummins et al.	D14/486
D557,268	S	*	12/2007	Fletcher	D14/485
D557,269	S	*	12/2007	Cummins et al.	D14/486
8,069,420	B2	*	11/2011	Plummer	715/835
D664,991	S	*	8/2012	Scholpp	D14/492
D686,244	S	*	7/2013	Moriya et al.	D14/489
2003/0103075	A1	*	6/2003	Rosselot	345/717
2008/0266407	A1	*	10/2008	Battles et al.	348/211.2

* cited by examiner

Primary Examiner — Philip S Hyder
Assistant Examiner — Darlington Ly
(74) *Attorney, Agent, or Firm* — NSIP Law

(57) **CLAIM**

The ornamental design for a display screen or portion thereof with graphical user interface, as shown and described.

DESCRIPTION

FIG. **1** is a front view of a display screen or portion thereof with graphical user interface, showing our new design; and, FIG. **2** is a front view thereof, in which a display device in broken lines is provided to illustrate an example environment. The broken line perimeter in FIG. **1** represents both the boundaries of the display screen and the graphical user interface. In FIG. **1**, this outer edge of the portion of the display screen is understood to be congruent with the outer edge of the graphical user interface.

The broken lines shown in the drawings illustrate portions of the display screen or a portion thereof with a graphical user interface and environmental structure that forms no part of the claimed design.

1 Claim, 2 Drawing Sheets

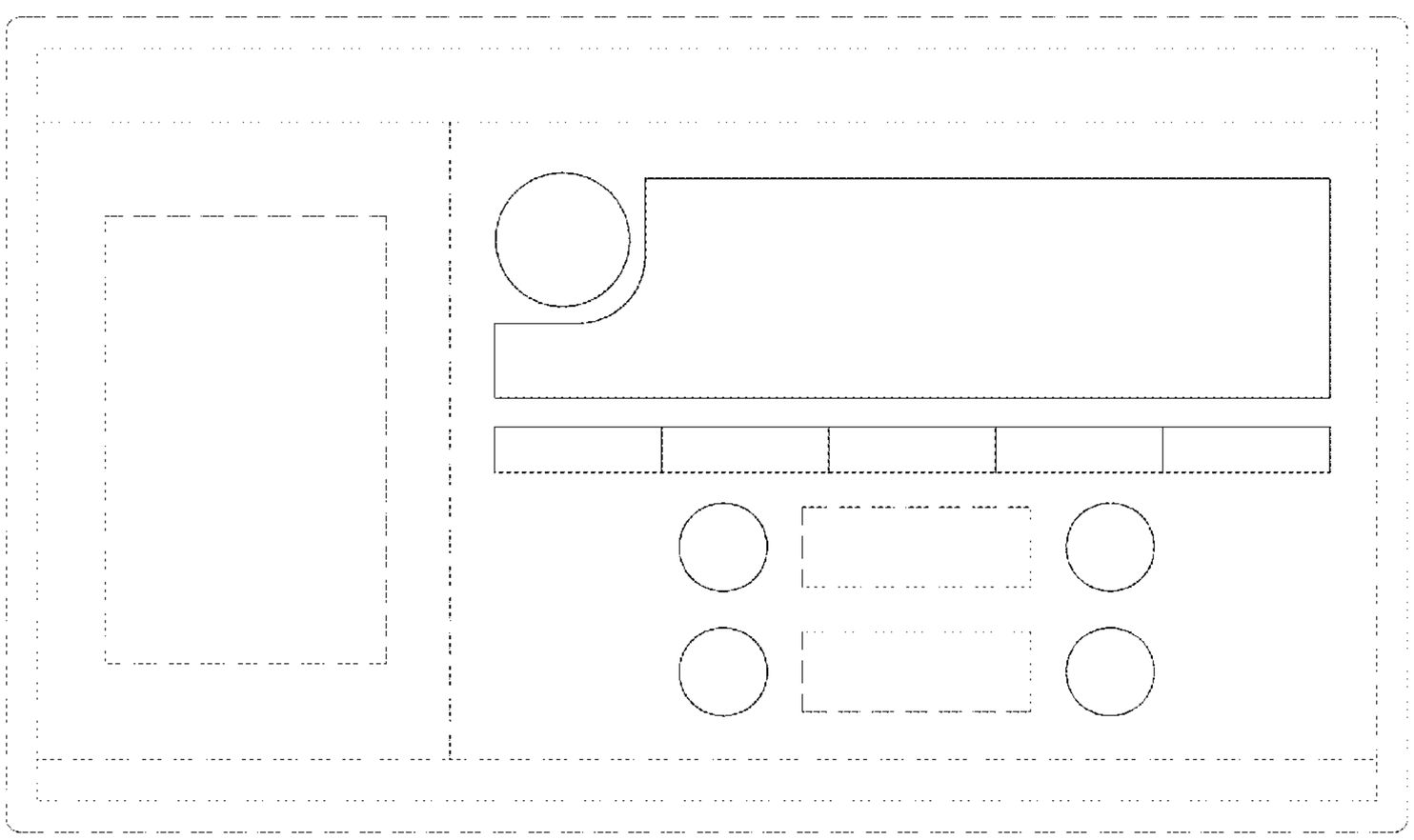

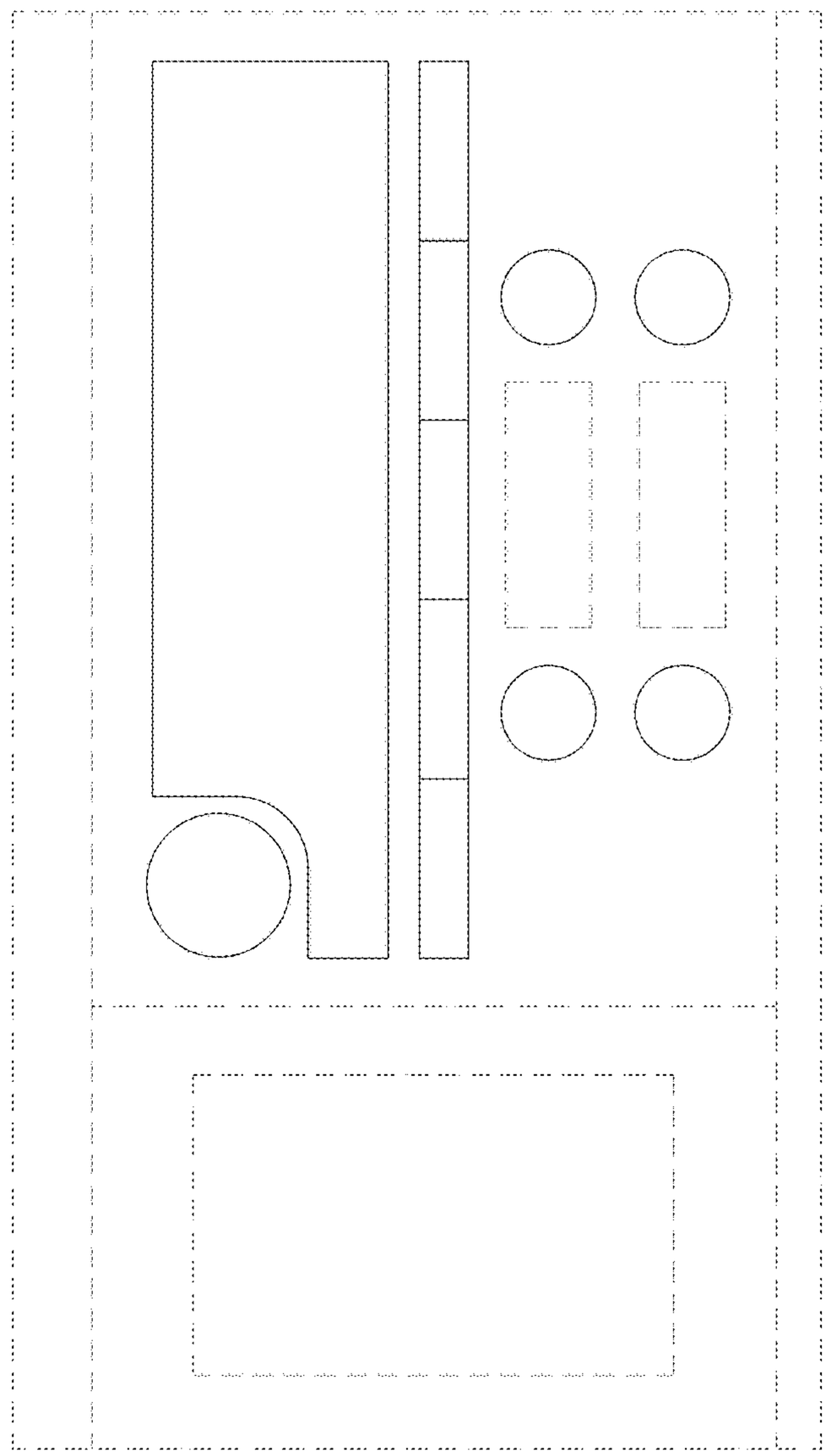

FIG. 1

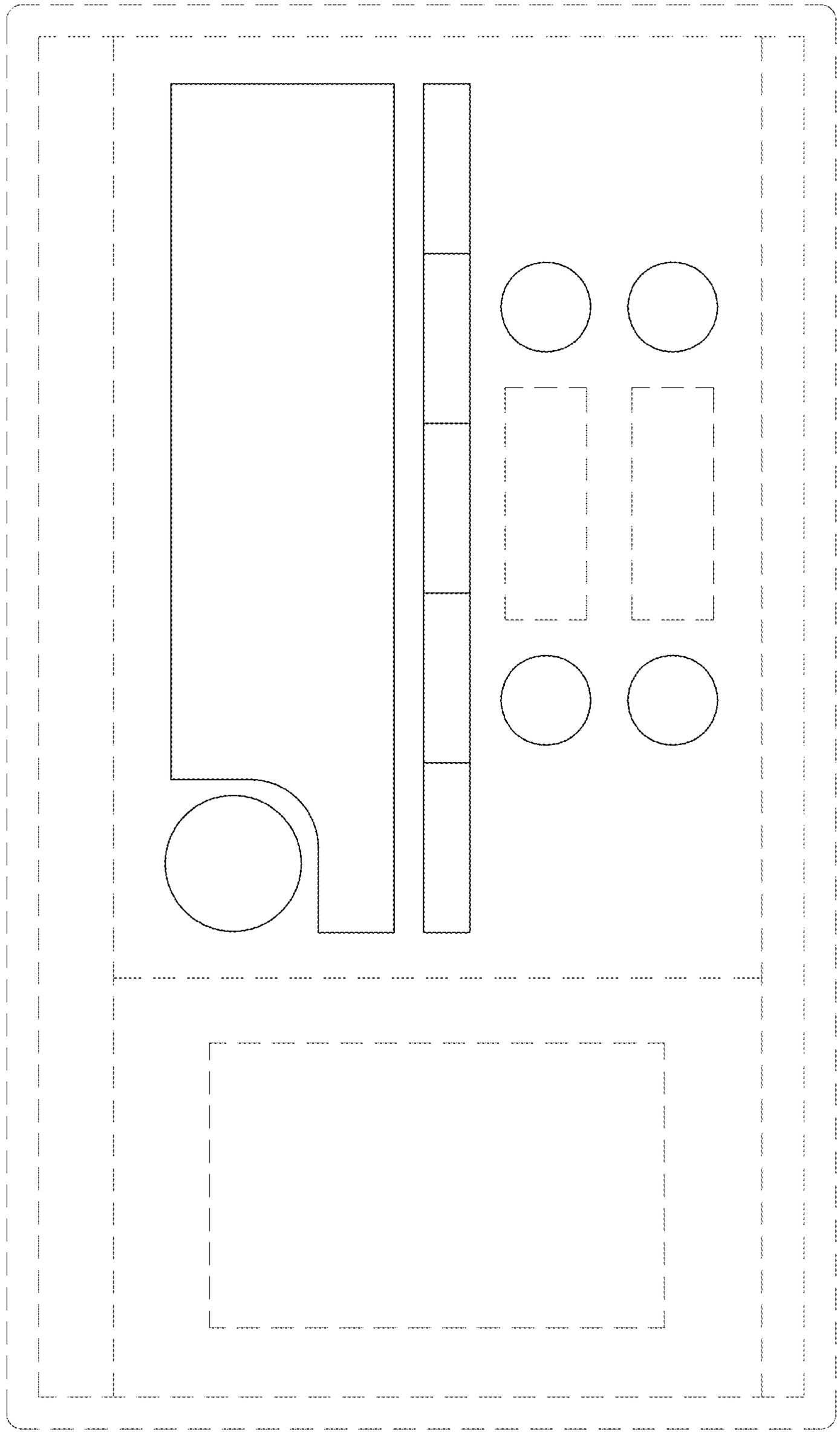

FIG. 2