



US00D731495S

(12) **United States Design Patent**
Hassett et al.

(10) **Patent No.:** **US D731,495 S**
(45) **Date of Patent:** **** Jun. 9, 2015**

(54) **PROTECTIVE CASE FOR AN ELECTRONIC DEVICE**

(71) Applicant: **Thule Organization Solutions, Inc.**,
Niwot, CO (US)

(72) Inventors: **Eric Sheldon Hassett**, Golden, CO
(US); **Oved Valadez Tejada**, Portland,
OR (US); **Robert Ray Hunter, III**,
Portland, OR (US)

(73) Assignee: **Thule Organization Solutions, Inc.**,
Niwot, CO (US)

(**) Term: **14 Years**

(21) Appl. No.: **29/478,664**

(22) Filed: **Jan. 7, 2014**

(51) **LOC (10) Cl.** **14-02**

(52) **U.S. Cl.**
USPC **D14/440**

(58) **Field of Classification Search**
USPC D14/250, 251, 253, 240, 217, 496, 440,
D14/203.3, 203.4, 203.5, 203.8, 341, 318;
D3/218, 215, 201, 294, 289, 900;
220/4.02; 248/309.1; 361/679.56;
379/426, 433.11, 455; 455/575.1,
455/575.8, 457.1; 190/100; 206/305, 320,
206/45.2; D21/469; 312/240
CPC ... G06F 1/1601; G06F 1/1626; G06F 1/1633;
G06F 1/1675; G06F 1/1679; G02F 1/1306;
G02F 1/133; G02F 1/133308; G02F 1/153;
G02F 1/1533; G02F 2001/133317; H04M
1/185; H04M 1/0252; H04B 1/3888
See application file for complete search history.

(56) **References Cited**

U.S. PATENT DOCUMENTS

1,613,536 A * 1/1927 Rose 132/315
2,390,125 A 12/1945 Stanley

2,490,356 A 12/1949 Hummel
2,505,743 A 4/1950 Rose
2,537,135 A 1/1951 Hempel
3,041,774 A 7/1962 Walker
3,334,920 A 8/1967 Orth
D230,376 S * 2/1974 Andrew D19/91
4,213,520 A 7/1980 Sarna et al.
4,259,568 A * 3/1981 Dynesen 235/1 D
4,544,123 A 10/1985 Peacock
4,555,128 A 11/1985 White et al.

(Continued)

FOREIGN PATENT DOCUMENTS

EP 2564722 3/2013
GB 2500947 10/2013

(Continued)

OTHER PUBLICATIONS

U.S. Appl. No. 29/440,310, filed Dec. 20, 2012, Poon.

(Continued)

Primary Examiner — Cynthia Underwood

(74) *Attorney, Agent, or Firm* — Sheridan Ross P.C.

(57) **CLAIM**

The ornamental design for a protective case for an electronic device, as shown and described.

DESCRIPTION

FIG. 1 is a front elevation view of the protective case for an electronic device;

FIG. 2 is a right elevation view thereof;

FIG. 3 is a left elevation view thereof;

FIG. 4 is a top plan view thereof;


FIG. 5 is a bottom plan view thereof;

FIG. 6 is a rear elevation view thereof; and,

FIG. 7 is a front perspective view thereof.

The broken lines showing portions of the protective case for an electronic device are provided for illustrative purposes only and form no part of the claimed design.

1 Claim, 5 Drawing Sheets



(56)

References Cited

U.S. PATENT DOCUMENTS

5,607,054 A 3/1997 Hollingsworth
D396,489 S 7/1998 Siemon et al.
D420,385 S 2/2000 Inbert
6,155,602 A 12/2000 Mylander et al.
6,308,988 B1 10/2001 Mylander et al.
6,772,879 B1* 8/2004 Domotor 206/45.23
7,184,263 B1 2/2007 Maskatia
7,281,698 B2 10/2007 Patterson, Jr.
7,414,833 B2* 8/2008 Kittayapong 361/679.27
7,540,378 B2 6/2009 Gallagher
7,735,644 B2 6/2010 Sirichai et al.
7,828,260 B2 11/2010 Hauser et al.
D658,186 S 4/2012 Akana et al.
D658,188 S* 4/2012 Diebel D14/440
D659,139 S 5/2012 Gengler
D663,304 S* 7/2012 Akana et al. D14/440
8,230,992 B2* 7/2012 Law et al. 206/320
8,245,843 B1* 8/2012 Wu 206/320
8,281,924 B2 10/2012 Westrup
8,312,991 B2* 11/2012 Diebel et al. 206/45.24
D671,948 S* 12/2012 Akana et al. D14/440
D672,353 S* 12/2012 Liu D14/440
D672,781 S* 12/2012 Lu D14/440
D673,159 S 12/2012 McCarthy et al.
D674,798 S 1/2013 Kim et al.
D674,800 S 1/2013 Kim
D675,210 S 1/2013 Kim
D675,624 S 2/2013 Wibby et al.
D675,625 S* 2/2013 Hasbrook et al. D14/440
D675,627 S 2/2013 Rouser
D676,449 S 2/2013 Probst et al.
D678,260 S* 3/2013 Bau D14/250
D679,278 S 4/2013 Cho et al.
D679,279 S* 4/2013 Yang et al. D14/440
D679,715 S* 4/2013 Akana et al. D14/440
D680,120 S 4/2013 Cho et al.
8,424,830 B2* 4/2013 Yang et al. 248/459
D681,641 S* 5/2013 Van Den Nieuwenhuizen
et al. D14/440
D682,836 S* 5/2013 Akana et al. D14/440
D682,838 S* 5/2013 Akana et al. D14/440
D683,141 S* 5/2013 Symons D6/310
8,479,915 B2 7/2013 Chen
D687,438 S* 8/2013 Lu D14/440
D690,305 S* 9/2013 Wen D14/440
D690,702 S* 10/2013 Chung D14/440
D691,142 S* 10/2013 Diebel D14/440
D692,434 S* 10/2013 Kim D14/440
8,567,740 B2 10/2013 Tarnutzer et al.
D693,823 S* 11/2013 Chen et al. D14/440
D695,296 S* 12/2013 Hsu D14/440
D696,253 S* 12/2013 Akana et al. D14/345
D696,256 S* 12/2013 Piedra et al. D14/440
D696,669 S* 12/2013 Akana et al. D14/440
8,640,864 B2* 2/2014 Chen et al. 206/45.2
8,651,446 B2 2/2014 Lausell
8,657,112 B2* 2/2014 Igarashi 206/320
D701,205 S* 3/2014 Akana et al. D14/345
D702,673 S* 4/2014 Murchison et al. D14/250
D704,689 S* 5/2014 Chang D14/250
D704,693 S* 5/2014 Kim D14/250
D706,270 S* 6/2014 Akana et al. D14/440
D706,783 S* 6/2014 Almodova D14/440
D707,229 S* 6/2014 Almodova D14/440
8,757,375 B2* 6/2014 Huang 206/320
D708,838 S* 7/2014 Lee D3/201
8,763,795 B1* 7/2014 Oten et al. 206/45.23
8,766,921 B2* 7/2014 Ballagas et al. 345/168
8,773,353 B2* 7/2014 Wei 345/156
8,783,458 B2* 7/2014 Gallagher et al. 206/320
D710,859 S* 8/2014 Mecchella et al. D14/440
8,797,132 B2* 8/2014 Childs et al. 335/219
2003/0034263 A1* 2/2003 D'Hoste 206/320
2003/0099503 A1 5/2003 Moor
2003/0111940 A1 6/2003 Lai et al.

2005/0103969 A1 5/2005 Gaines
2005/0238415 A1 10/2005 Busam et al.
2008/0037213 A1 2/2008 Haren
2008/0302687 A1* 12/2008 Sirichai et al. 206/320
2009/0159763 A1* 6/2009 Kim 248/174
2010/0101975 A1 4/2010 Zhang et al.
2011/0163642 A1 7/2011 Rohrbach et al.
2011/0203955 A1 8/2011 Fasula
2011/0221319 A1 9/2011 Law et al.
2011/0240516 A1 10/2011 Fan
2011/0266194 A1* 11/2011 Bau 206/736
2011/0290687 A1* 12/2011 Han 206/320
2011/0297564 A1 12/2011 Kim et al.
2011/0297566 A1 12/2011 Gallagher et al.
2012/0037523 A1 2/2012 Diebel et al.
2012/0044638 A1 2/2012 Mongan et al.
2012/0097831 A1 4/2012 Olukotun et al.
2012/0211377 A1* 8/2012 Sajid 206/216
2012/0211613 A1* 8/2012 Yang et al. 248/174
2012/0305413 A1* 12/2012 Chung 206/45.23
2012/0308981 A1* 12/2012 Libin et al. 434/362
2012/0325689 A1 12/2012 Wibby et al.
2013/0015088 A1* 1/2013 Wu 206/320
2013/0016467 A1 1/2013 Ku
2013/0020215 A1 1/2013 Hsu
2013/0020216 A1* 1/2013 Chiou 206/320
2013/0048514 A1 2/2013 Corcoran et al.
2013/0134061 A1 5/2013 Wu et al.
2013/0140203 A1* 6/2013 Chiang 206/320
2013/0175200 A1 7/2013 Poon et al.
2013/0213838 A1* 8/2013 Tsai et al. 206/320
2013/0214661 A1* 8/2013 McBroom 312/325
2013/0241381 A1* 9/2013 Hyneczek et al. 312/240
2013/0264459 A1* 10/2013 McCosh et al. 248/688
2013/0313142 A1 11/2013 Wen

FOREIGN PATENT DOCUMENTS

TW M418323 12/2011
WO WO 02/13659 2/2002
WO WO 2010/036090 4/2010
WO WO 2011/007267 1/2011

OTHER PUBLICATIONS

U.S. Appl. No. 14/104,286, filed Dec. 12, 2013, Hassett.
U.S. Appl. No. 29/478,649, filed Jan. 7, 2014, Hassett.
“MiniSuit Orbit 360 Rotating Stand Case for Apple iPad Devices,”
Amazon.com, 2012, 5 pages.
“Targus THZ045US Versavu 360 Degrees Rotating Stand Case for
Apple iPad 2/3/4 (Black/Blue Interior)” Amazon.com, 2012, 7 pages.
International Search Report and Written Opinion for International
(PCT) Patent Application No. PCT/US2012/070974 mailed Apr. 15,
2013, 12 pages.
U.S. Appl. No. 13/722,167, filed Dec. 20, 2012.
U.S. Appl. No. 29/440,310, filed Dec. 20, 2012.
U.S. Appl. No. 14/104,286, filed Dec. 20, 2013.
U.S. Appl. No. 29/478,649, filed Jan. 7, 2014.
International Preliminary Report on Patentability for International
(PCT) Patent Application No. PCT/US2012/070974, dated Jul. 3,
2014 9 pages.
Notice of Allowance for U.S. Appl. No. 13/722,167, mailed Sep. 26,
2014 10 pages.
“FitFolio Cases for iPad 4, 3, and 2,” Speck Products, 2014, 1 page.
Official Action for U.S. Appl. No. 13/722,167 mailed Mar. 14, 2014,
9 pages.
Official Action for U.S. Appl. No. 13/722,167 mailed Apr. 28, 2014,
9 pages.
Official Action for U.S. Appl. No. 29/440,310, mailed Nov. 21, 2014
6 pages Restriction Requirement.
Official Action for U.S. Appl. No. 14/104,286, mailed Nov. 14, 2014
12 pages.
Official Action for U.S. Appl. No. 29/478,649, mailed Oct. 16, 2014
12 pages.

* cited by examiner

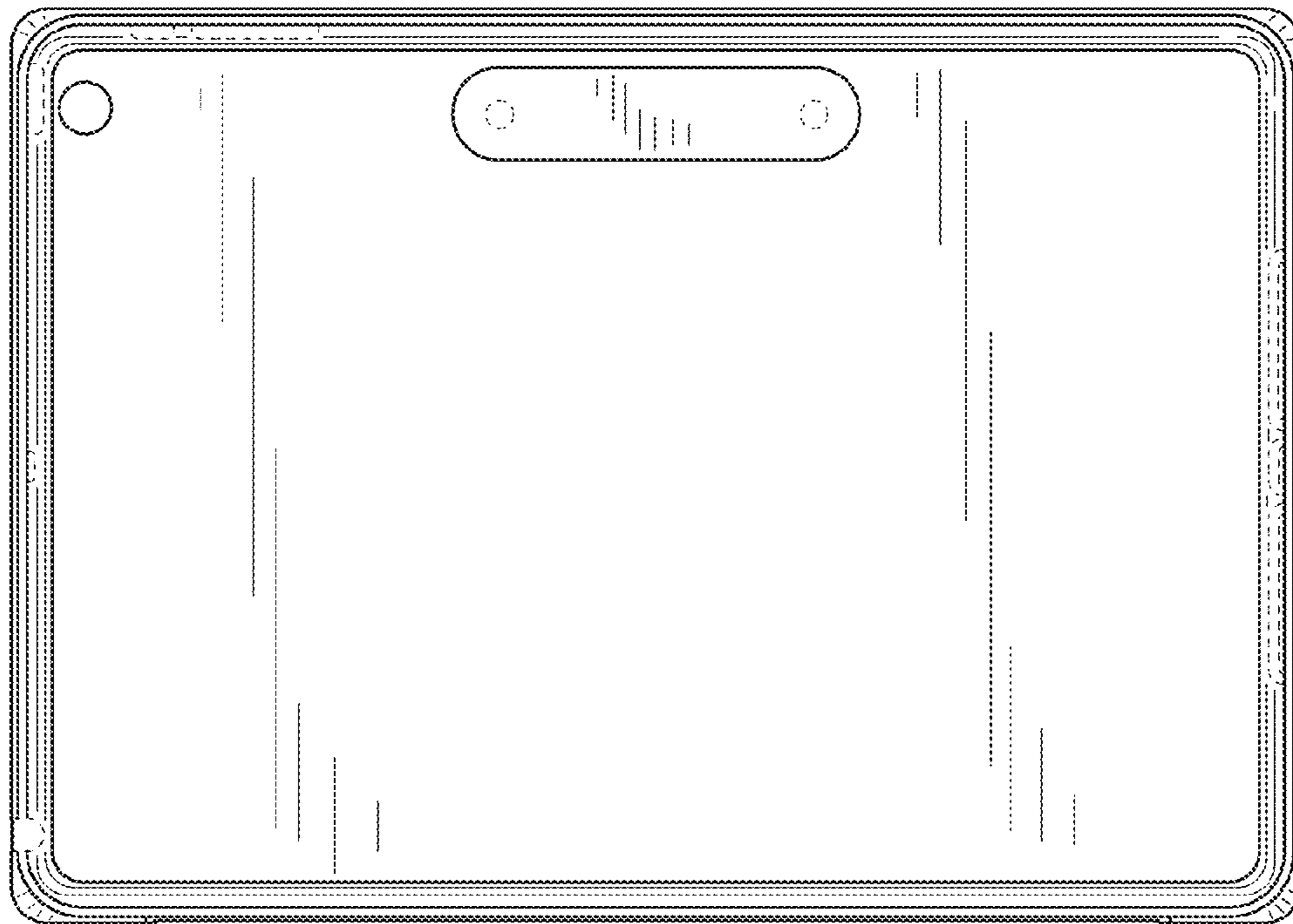


FIG. 1



FIG. 2



FIG. 3




FIG.4




FIG.5

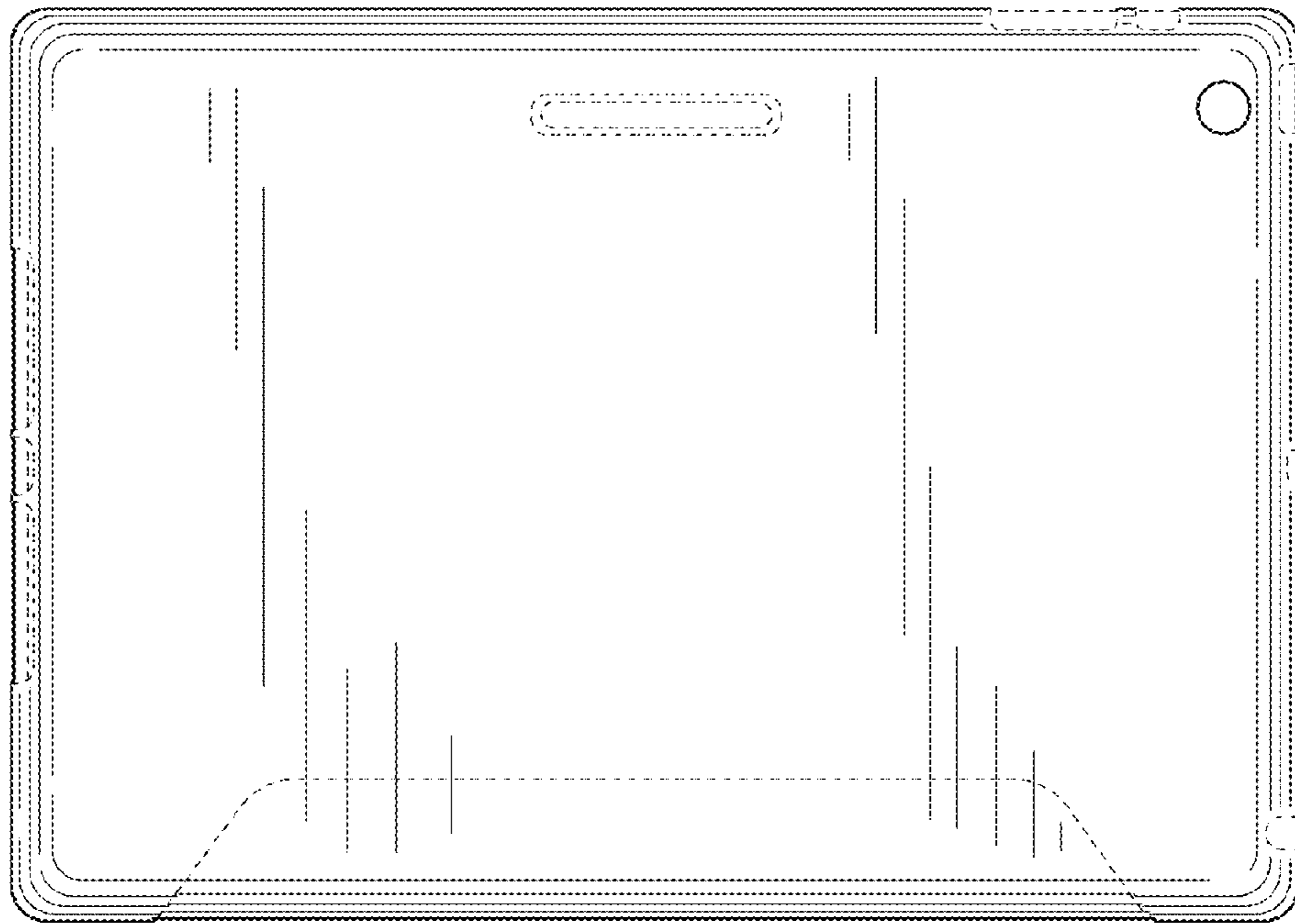


FIG. 6

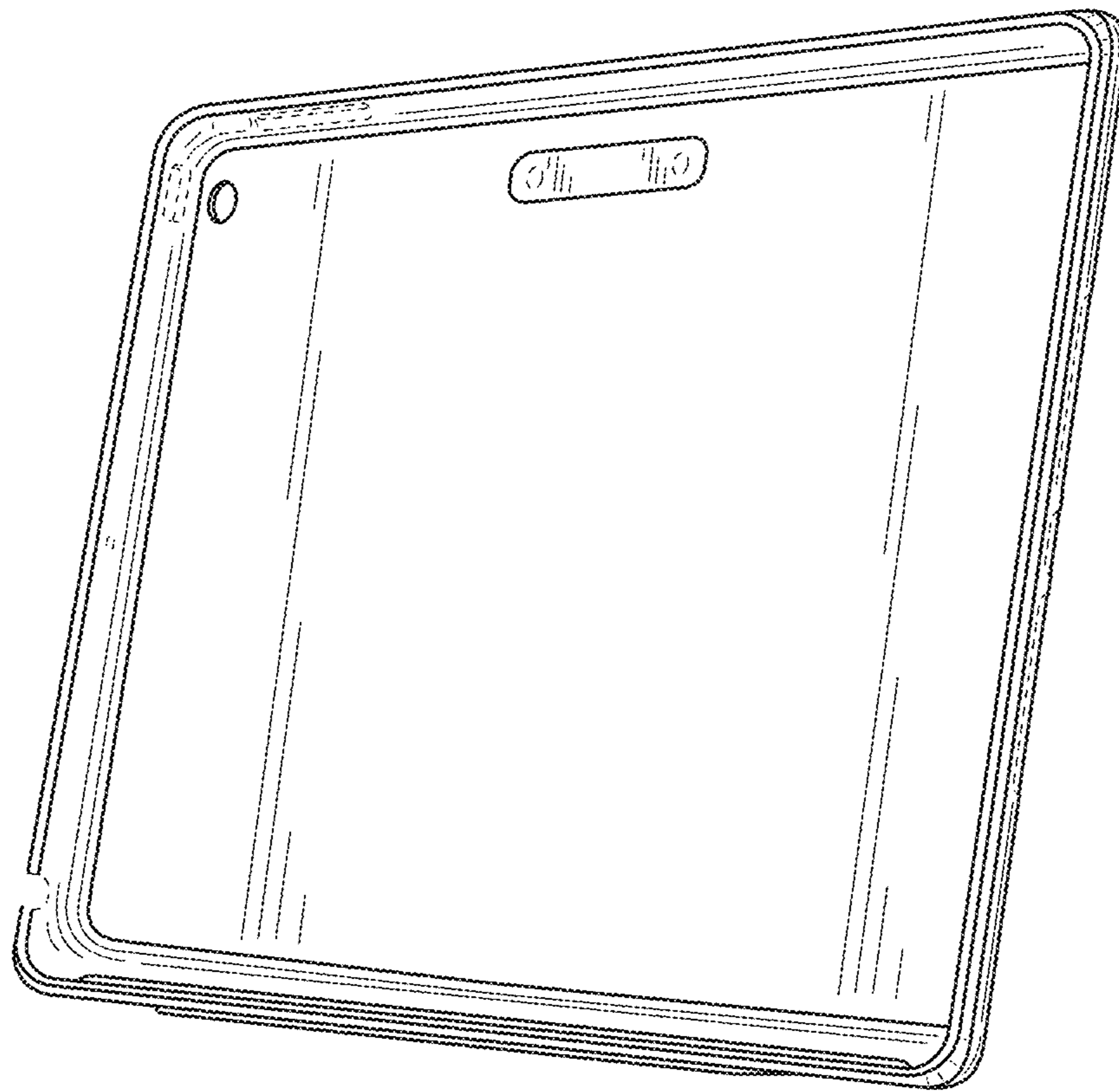


FIG.7