



US00D731486S

(12) **United States Design Patent**
Kim et al.

(10) **Patent No.:** **US D731,486 S**
(45) **Date of Patent:** **** Jun. 9, 2015**

(54) **INPUT DEVICE FOR AN ELECTRONIC
TABLET**

(71) Applicant: **Microsoft Corporation**, Redmond, WA
(US)

(72) Inventors: **Young Soo Kim**, Seattle, WA (US);
Mike F. Deily, Redmond, WA (US);
James Iming Tsai, Redmond, WA (US)

(73) Assignee: **Microsoft Corporation**, Redmond, WA
(US)

(**) Term: **14 Years**

(21) Appl. No.: **29/467,600**

(22) Filed: **Sep. 20, 2013**

(51) **LOC (10) Cl.** **14-02**

(52) **U.S. Cl.**
USPC **D14/392**

(58) **Field of Classification Search**
USPC D14/240, 391-399, 443, 455, 456, 433;
D18/1, 2, 7, 11; 178/17 A, 17 C;
200/5 A, 5 R, 6 A, 6 R; 235/145 A, 145 R;
341/20-23; 345/156, 160, 168, 169,
345/173, 700; 361/679.08, 679.09;
400/484-489, 492, 472; D13/123, 133
See application file for complete search history.

(56) **References Cited**

U.S. PATENT DOCUMENTS

D319,632 S	9/1991	Heimbürger
D331,191 S	11/1992	Ventola et al.
D365,334 S	12/1995	Peart
D386,754 S	11/1997	Gifford et al.
5,793,359 A	8/1998	Ushikubo
6,129,270 A	10/2000	Piazza
6,312,175 B1	11/2001	Lum
6,439,785 B1	8/2002	Liu
D462,354 S	9/2002	Kimbire et al.

6,882,524 B2	4/2005	Ulla et al.
6,947,031 B2	9/2005	Sandbach et al.
D516,080 S	2/2006	Sakamoto et al.
D517,068 S	3/2006	Sakamoto et al.
D517,552 S	3/2006	Sakamoto et al.
D521,513 S	5/2006	Neal et al.
D522,013 S	5/2006	Sakamoto et al.

(Continued)

FOREIGN PATENT DOCUMENTS

EM	000033402-0002	5/2003
EM	000983449-0002	7/2008

(Continued)

OTHER PUBLICATIONS

Office Action received in corresponding Japanese Application No.
2014005947 issued on Jun. 30, 2014. 2 pages.

(Continued)

Primary Examiner — Freda S Nunn

(74) *Attorney, Agent, or Firm* — Banner & Witcoff, Ltd.

(57) **CLAIM**

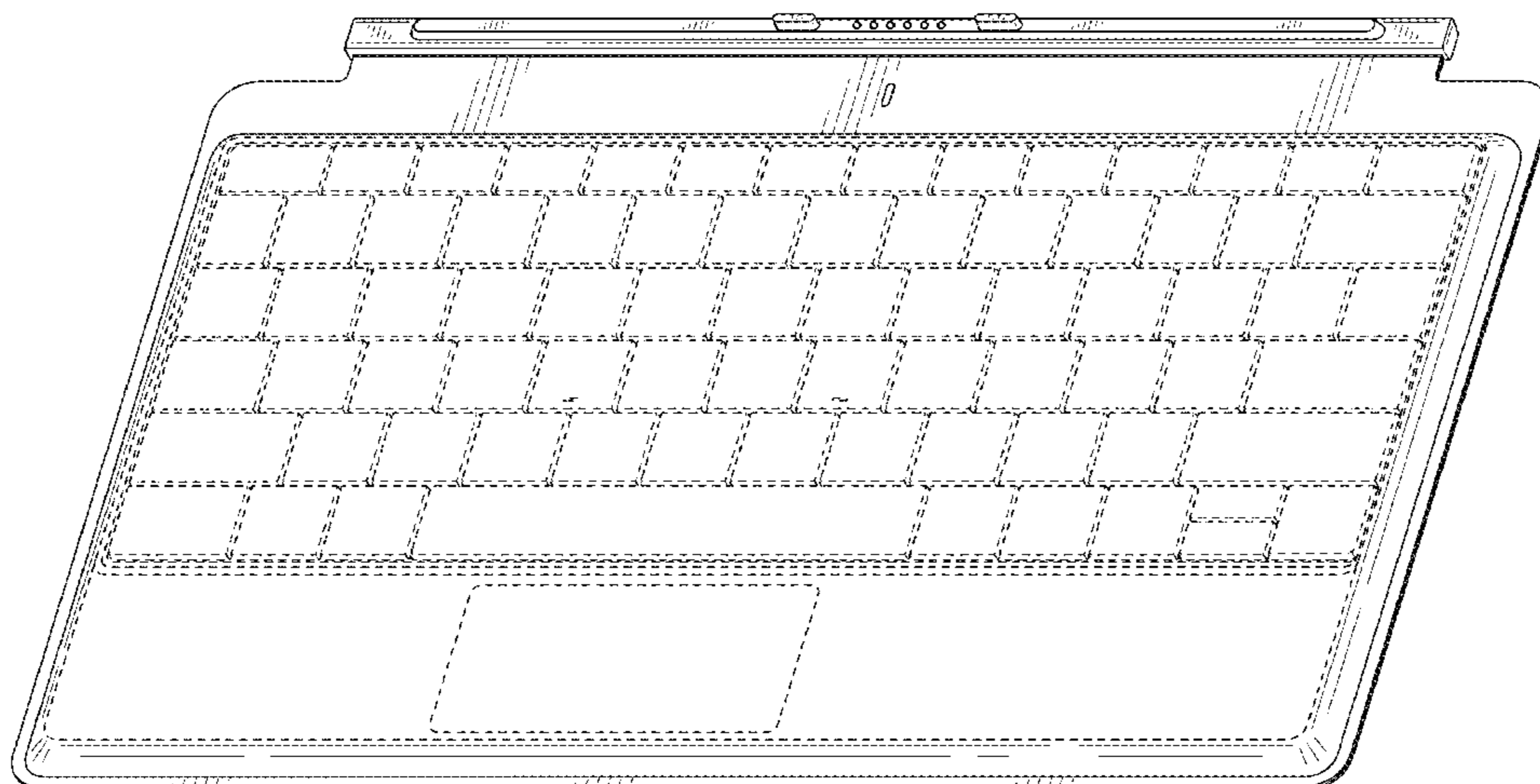
The ornamental design for an input device for an electronic
tablet, as shown and described.

DESCRIPTION

FIG. 1 is a top isometric view of an input device for an
electronic tablet showing the new design;
FIG. 2 is a top view thereof;
FIG. 3 is a bottom view thereof;
FIG. 4 is a left side view thereof;
FIG. 5 is a right side view thereof;
FIG. 6 is a rear view thereof; and,
FIG. 7 is a front view thereof.

The broken line showing of various features of the input
device for an electronic tablet in the figures is for environ-
mental purposes only and forms no part of the claimed design.

1 Claim, 4 Drawing Sheets



(56)

References Cited

U.S. PATENT DOCUMENTS

7,102,614 B2 9/2006 Sandbach et al.
 7,154,452 B2 12/2006 Nakamura et al.
 D537,831 S 3/2007 Steiner et al.
 D538,096 S 3/2007 Bartell et al.
 D538,575 S 3/2007 Bartell et al.
 D544,490 S 6/2007 O'Neil
 D544,862 S 6/2007 Amiri
 7,342,776 B1 3/2008 Chan
 D567,240 S 4/2008 Griffin
 7,440,267 B2 10/2008 Tatsukami et al.
 D584,304 S 1/2009 Lin
 D603,398 S 11/2009 Watson et al.
 D635,564 S 4/2011 Li
 D638,833 S 5/2011 Chuang
 D638,836 S 5/2011 Daniel
 D650,380 S 12/2011 Ballout
 D653,665 S 2/2012 Maruyama
 D658,186 S 4/2012 Akana et al.
 D658,187 S 4/2012 Diebel
 D658,188 S 4/2012 Diebel
 D659,139 S 5/2012 Gengler
 D663,304 S 7/2012 Akana et al.
 D669,069 S 10/2012 Akana et al.
 D669,468 S 10/2012 Akana et al.
 D670,286 S 11/2012 Akana et al.
 D671,948 S 12/2012 Akana et al.
 D678,277 S * 3/2013 Groene et al. D14/391
 D678,300 S 3/2013 Groene et al.
 D678,880 S 3/2013 Groene et al.
 D678,881 S 3/2013 Groene et al.
 D678,882 S 3/2013 Groene et al.
 D682,838 S 5/2013 Akana et al.
 D691,142 S 10/2013 Diebel
 D692,902 S 11/2013 Groene et al.
 D695,745 S 12/2013 Kim

D696,262 S 12/2013 Groene et al.
 D697,512 S 1/2014 Akana et al.
 D705,227 S 5/2014 Groene et al.
 D706,270 S 6/2014 Akana et al.
 D720,748 S 1/2015 Groene et al.
 2002/0063691 A1 * 5/2002 Rogers et al. 345/168
 2005/0052831 A1 3/2005 Chen
 2006/0152898 A1 7/2006 Hirayama
 2007/0097087 A1 5/2007 Homer et al.
 2009/0159763 A1 6/2009 Kim
 2012/0140396 A1 6/2012 Zelif et al.
 2012/0147541 A1 6/2012 Chen et al.
 2012/0194448 A1 8/2012 Rothkopf

FOREIGN PATENT DOCUMENTS

EM 001911983 2/2011
 EM 001344675-0012 9/2012
 JP 1469199 5/2013
 JP 1475195 7/2013
 JP D1475197 7/2013

OTHER PUBLICATIONS

Office Action received in corresponding Japanese Application No. 2014005944 issued on Jun. 30, 2014. 2 pages.
 Nov. 6, 2014—(TW) Search Report—App 103301588—Eng Tran.
 Nov. 6, 2014 (TW)—Search Report—App 103301587—Eng Tran.
 U.S. Appl. No. 29/467,595, Input Device For An Electronic Tablet, Sep. 20, 2013.
 U.S. Appl. No. 29/439,814, Input Device For An Electronic Tablet, Dec. 14, 2012.
 U.S. Appl. No. 29/457,286, Input Device For An Electronic Tablet, Jun. 7, 2013.
 U.S. Appl. No. 29/458,016, Input Device For An Electronic Tablet, Jun. 14, 2013.

* cited by examiner

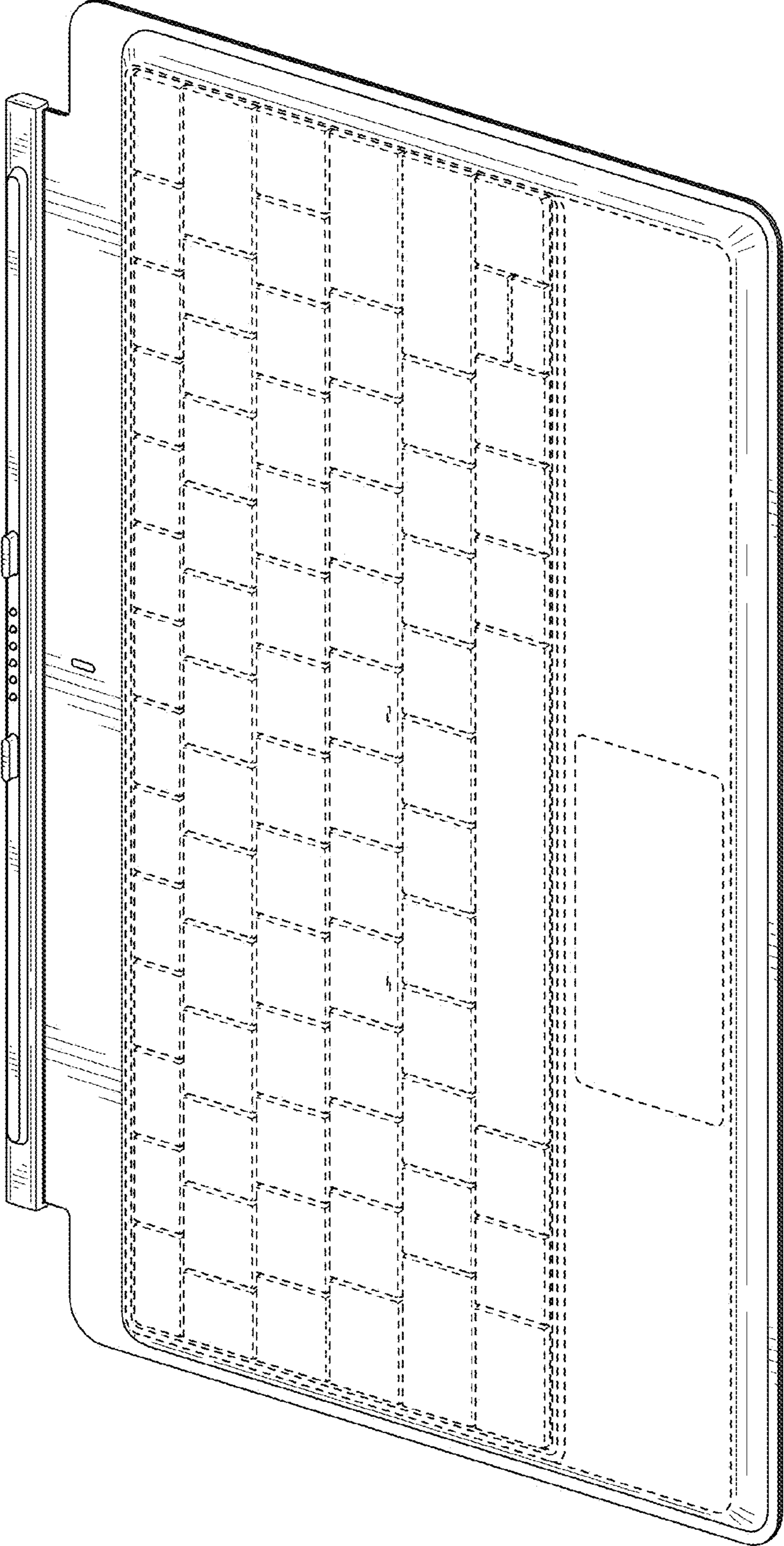


FIG. 1

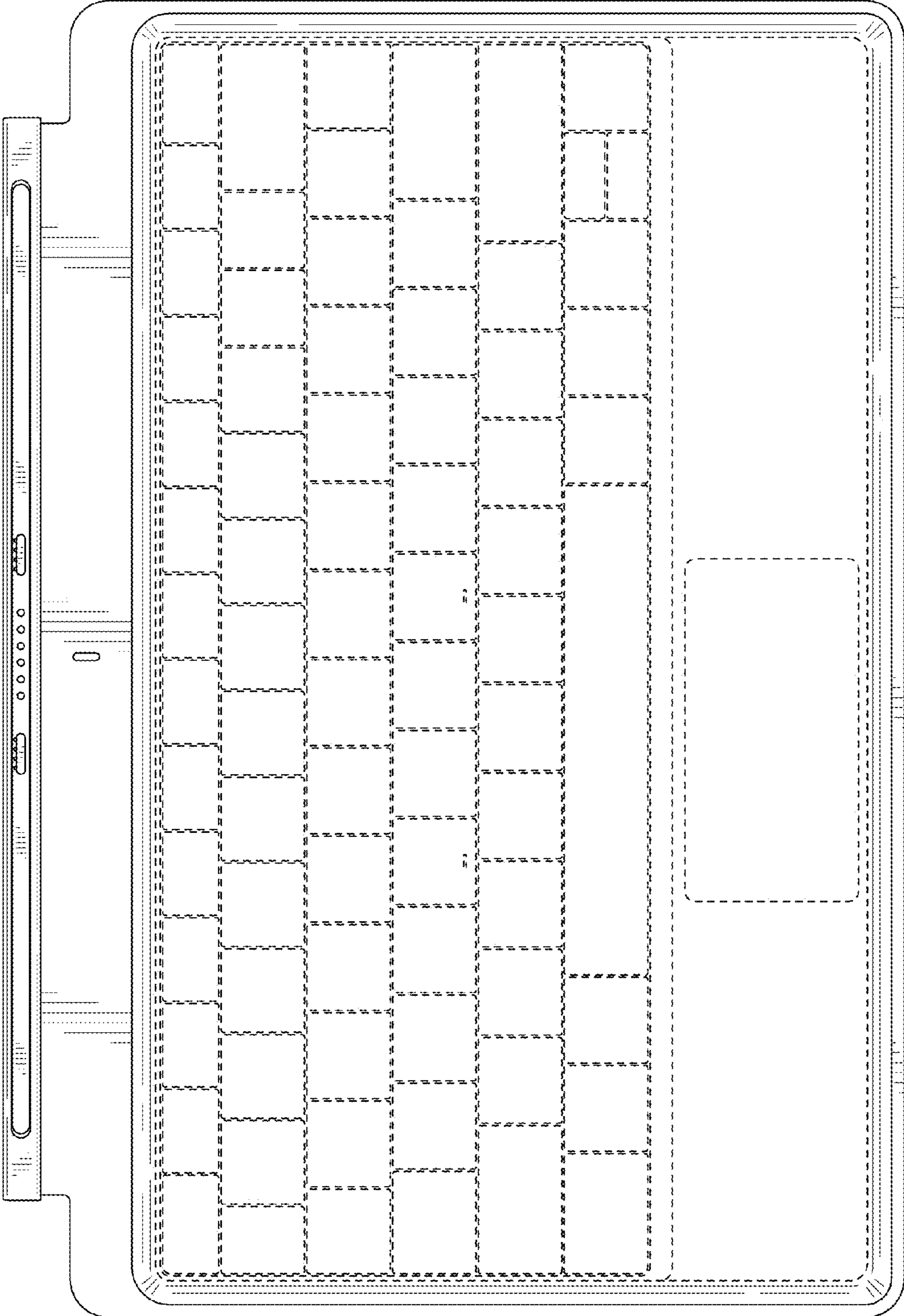


FIG. 2




FIG. 3

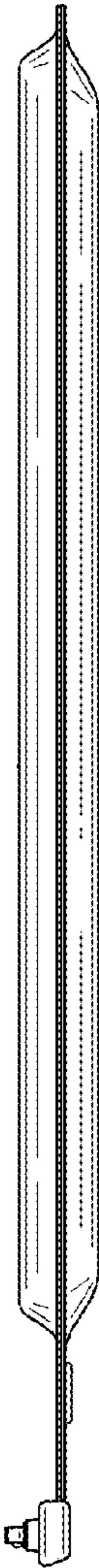


FIG. 4




FIG. 5




FIG. 6




FIG. 7