



US00D731483S

(12) **United States Design Patent**
Olsson et al.

(10) **Patent No.:** **US D731,483 S**
(45) **Date of Patent:** **** Jun. 9, 2015**

(54) **COMBINED DISPLAY DEVICE AND CASE**
(75) Inventors: **Maj Isabelle Olsson**, San Francisco, CA (US); **Matthew Wyatt Martin**, Ross, CA (US)

D436,960 S 1/2001 Budd et al.
D446,499 S 8/2001 Andre et al.
6,923,327 B1 * 8/2005 Cohen 206/765
D509,133 S * 9/2005 Au D3/294
D512,985 S 12/2005 Travers et al.
D533,893 S 12/2006 Canavan et al.

(Continued)

(73) Assignee: **Google Inc.**, Mountain View, CA (US)

(**) Term: **14 Years**

FOREIGN PATENT DOCUMENTS

(21) Appl. No.: **29/416,446**

EP 1653825 B1 9/2009
WO 2010092904 A1 8/2010

(22) Filed: **Mar. 22, 2012**

Primary Examiner — Carla Jobe Wright

(51) **LOC (10) Cl.** **14-02**

Assistant Examiner — Holly E Thurman

(52) **U.S. Cl.**

(74) *Attorney, Agent, or Firm* — Lerner, David, Littenberg, Krumholz & Mentlik, LLP

USPC **D14/372**; D3/265; D16/300; D16/330

(58) **Field of Classification Search**

USPC D3/218, 219, 215, 224, 226, 263–266, D3/230, 233; 206/5, 5.1, 6; 248/902; 224/908; 351/41; D14/372; D16/300, D16/330, 309

(57) **CLAIM**

The ornamental design for a combined display device and case, as shown and described.

CPC A45C 11/04; A45C 11/005; A45C 11/043; A45C 11/38; A45C 13/005; A45F 5/00; A45F 2200/0541; A47F 7/021; A47G 29/08; A61L 12/086; B60R 7/082; B65D 2585/545; F16M 13/04; G02C 5/00; G02C 5/006; G02C 1/06

DESCRIPTION

See application file for complete search history.

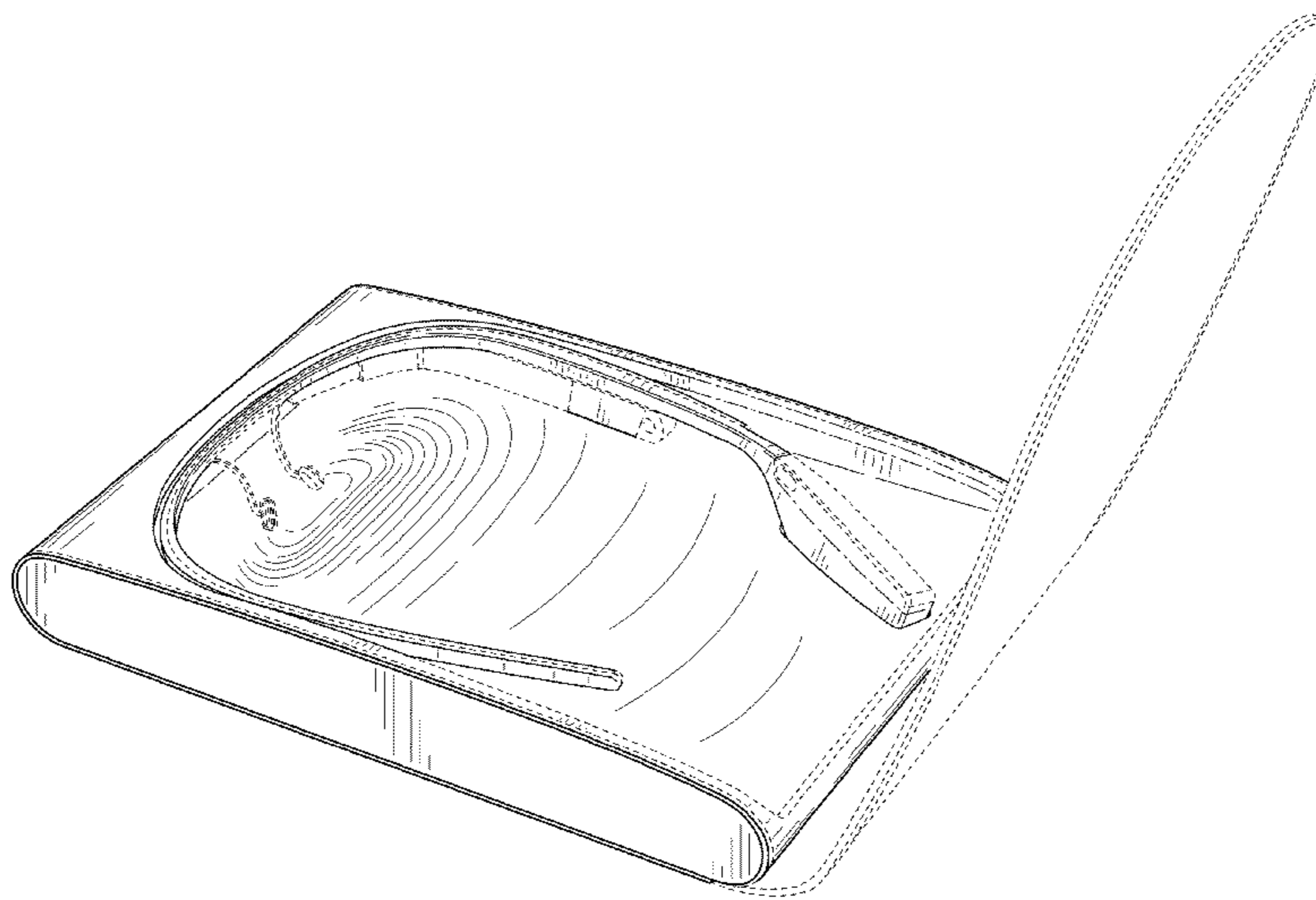
FIG. 1 is a top, right side, and rear perspective view of a combined display device and case according to our design; FIG. 2 is a front elevation view of the combined display device and case of FIG. 1; FIG. 3 is a back elevation view of the combined display device and case of FIG. 1; FIG. 4 is a right side elevation view of the combined display device and case of FIG. 1; FIG. 5 is a left side elevation view of the combined display device and case of FIG. 1; FIG. 6 is a top elevation view of the combined display device and case of FIG. 1; and, FIG. 7 is a bottom elevation view of the combined display device and case of FIG. 1. The dot-dash broken lines represent boundaries of the claimed design. The dash-dash broken lines depict unclaimed environment. The broken lines form no part of the claimed design.

(56) **References Cited**

U.S. PATENT DOCUMENTS

1,513,776 A 11/1924 Wells
2,047,652 A 7/1936 Sproull
D121,595 S * 7/1940 Menn D3/275
D327,079 S 6/1992 Allen
D334,557 S 4/1993 Hunter et al.
D337,320 S 7/1993 Hunter et al.
5,455,637 A 10/1995 Kallman et al.
D388,951 S * 1/1998 Mori D3/201
D402,651 S 12/1998 Depay et al.
D423,345 S 4/2000 Sugarman
D428,253 S * 7/2000 Huang D3/265

1 Claim, 7 Drawing Sheets



(56)

References Cited

U.S. PATENT DOCUMENTS

D552,346 S	10/2007	Schoenmueller	
D555,900 S *	11/2007	Pippin	D3/265
D559,250 S	1/2008	Pombo	
D565,082 S	3/2008	McClure et al.	
D602,064 S	10/2009	Mitsui et al.	
7,631,968 B1	12/2009	Dobson et al.	
7,648,236 B1	1/2010	Dobson	
D646,316 S	10/2011	Zhao	
D647,123 S	10/2011	Cho	
D649,177 S	11/2011	Cho et al.	
D659,739 S *	5/2012	Olsson et al.	D16/300
D659,740 S *	5/2012	Olsson et al.	D16/300
8,228,315 B1 *	7/2012	Starner et al.	345/175
D665,008 S *	8/2012	Olsson et al.	D16/309
D699,945 S	2/2014	Iacchetti	
D703,724 S *	4/2014	Olsson	D16/300
D708,181 S *	7/2014	Olsson et al.	D14/372
D711,373 S *	8/2014	Lee et al.	D14/372
D711,375 S *	8/2014	Lee et al.	D14/372
D711,376 S *	8/2014	Lee et al.	D14/372
D716,299 S *	10/2014	Olsson et al.	D14/372
D717,796 S *	11/2014	Olsson	D14/372
D717,797 S *	11/2014	Olsson	D14/372
D718,765 S *	12/2014	Olsson	D14/372
D719,154 S *	12/2014	Lee et al.	D14/372
D719,155 S *	12/2014	Lee et al.	D14/372
D719,156 S *	12/2014	Lee et al.	D14/372
D719,157 S *	12/2014	Lee et al.	D14/372
2007/0281752 A1	12/2007	Lewis	
2010/0045928 A1	2/2010	Levy	
2011/0213664 A1	9/2011	Osterhout et al.	
2013/0176626 A1 *	7/2013	Heinrich et al.	359/630
2013/0235331 A1 *	9/2013	Henrich et al.	351/158
2013/0242405 A1 *	9/2013	Gupta	359/631
2013/0248412 A1 *	9/2013	Olsson et al.	206/573
2013/0249776 A1 *	9/2013	Olsson et al.	345/8
2013/0250503 A1 *	9/2013	Olsson et al.	361/679.03

* cited by examiner

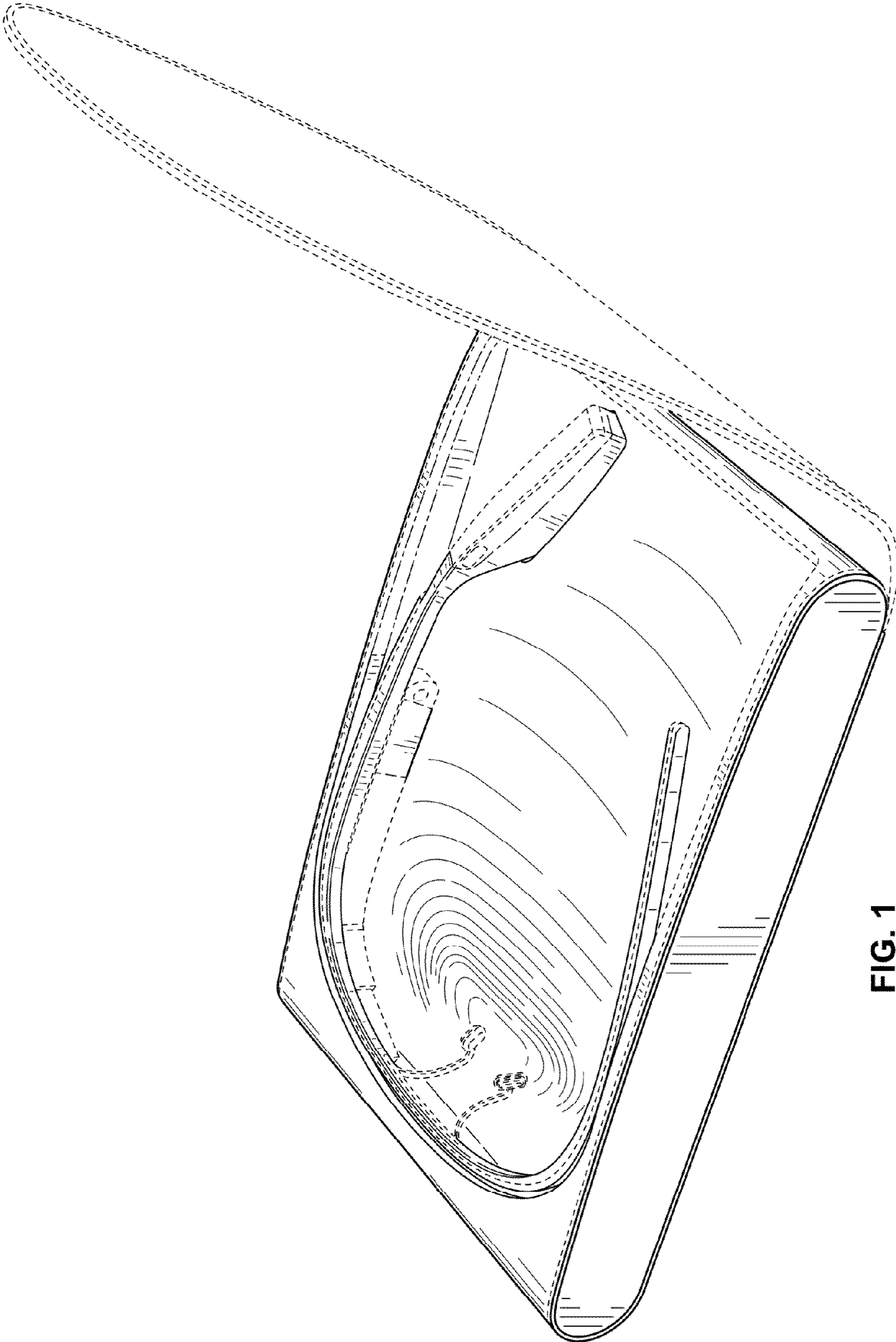


FIG. 1




FIG. 2




FIG. 3

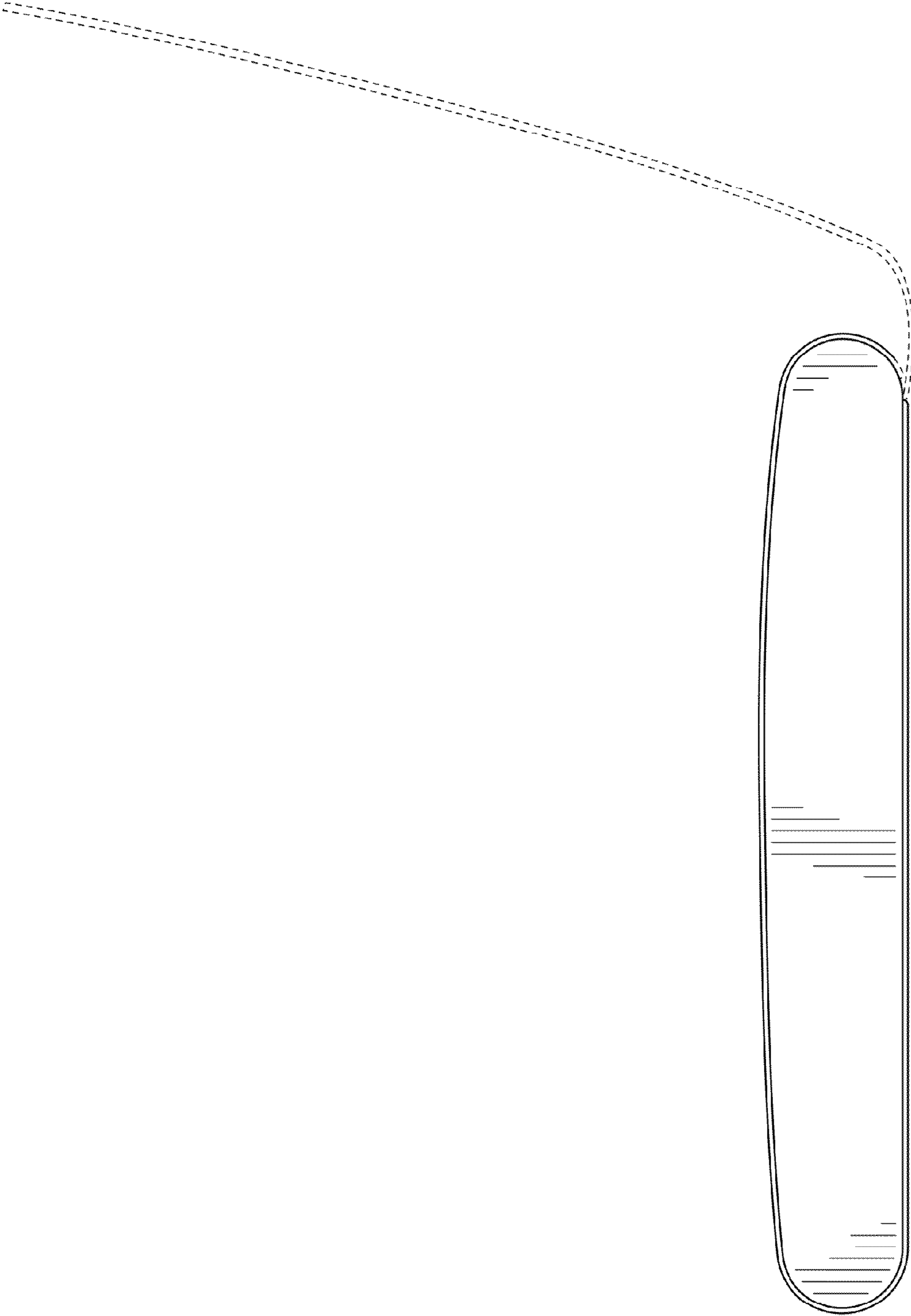


FIG. 4

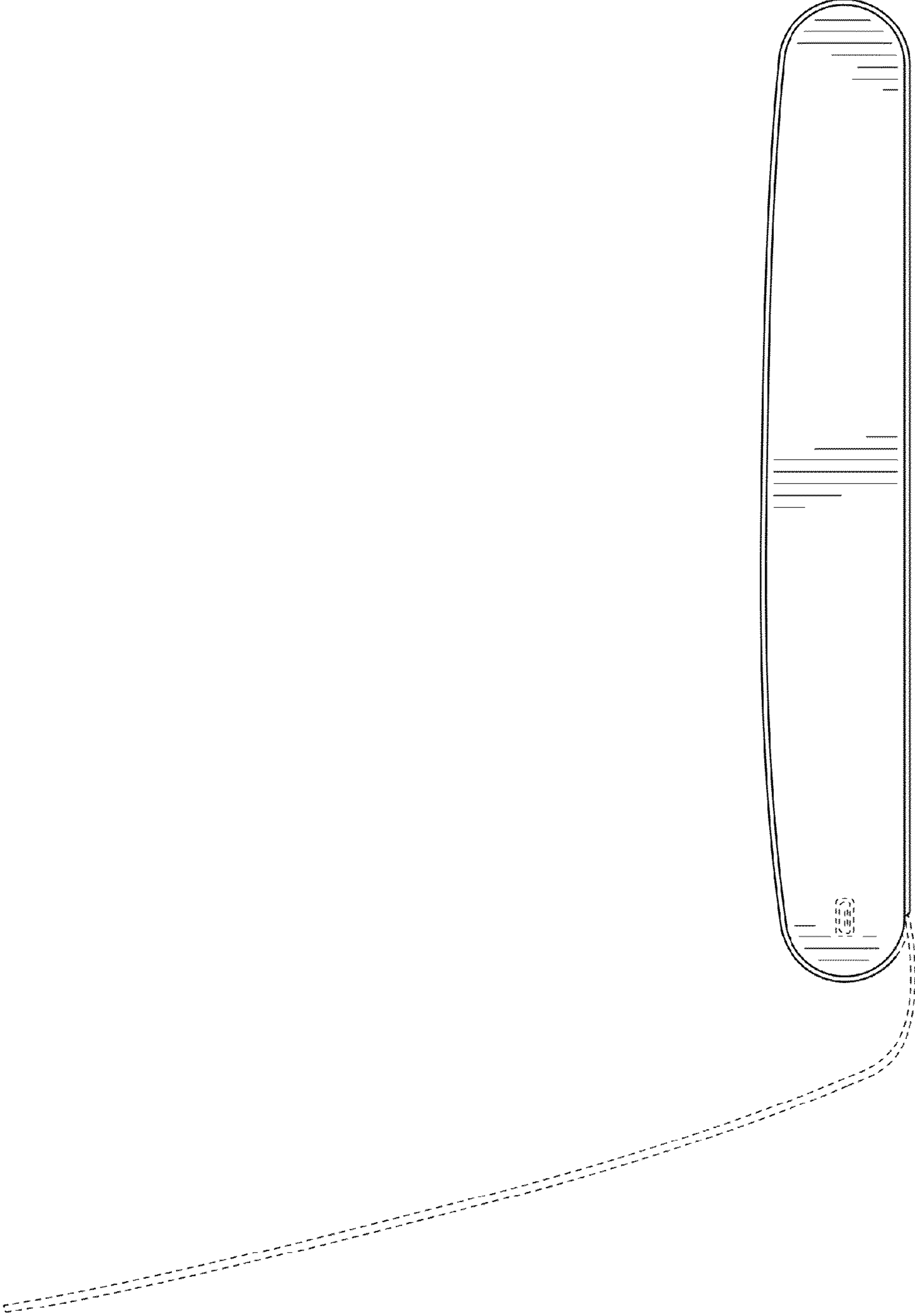


FIG. 5

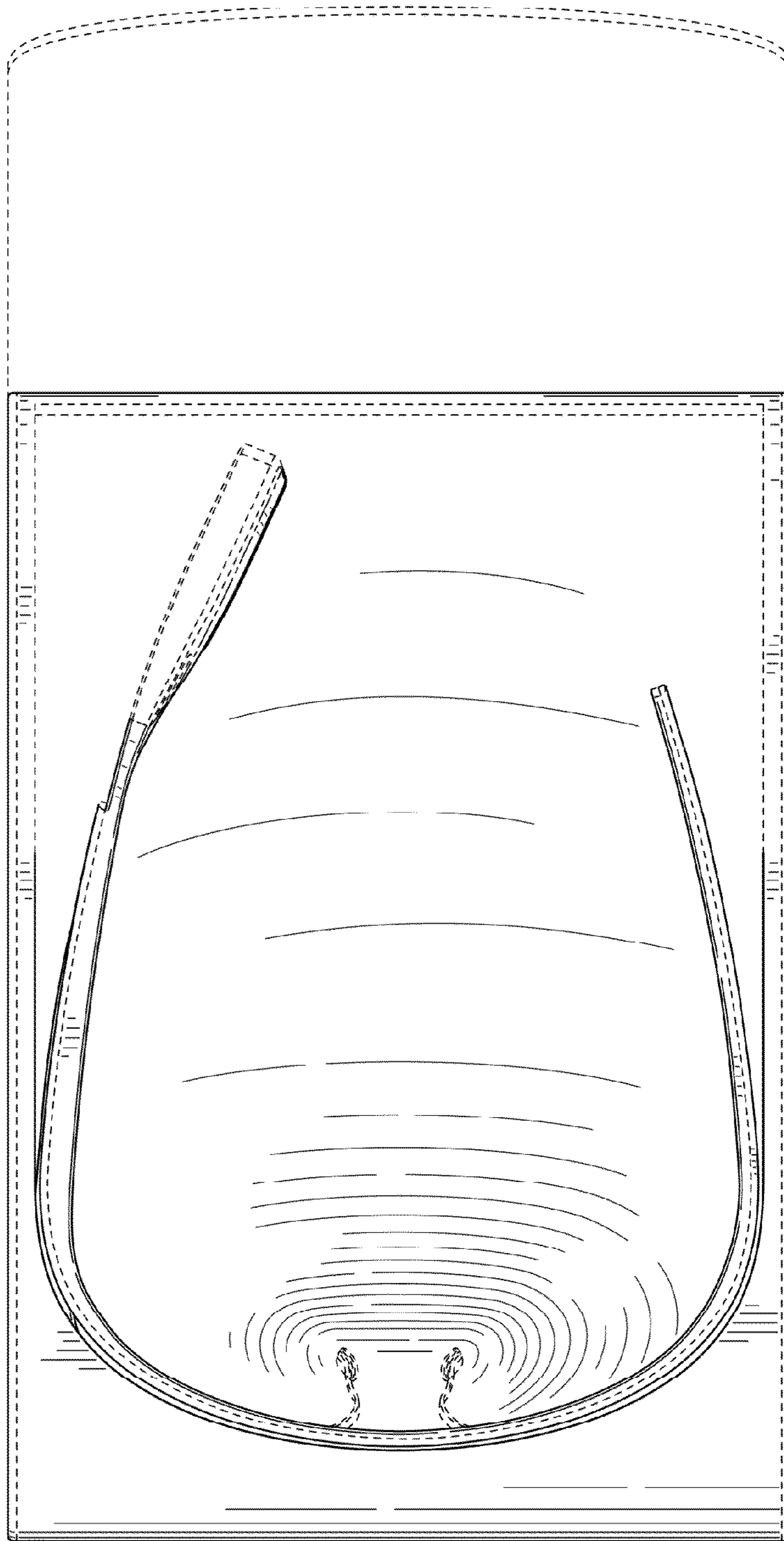


FIG. 6

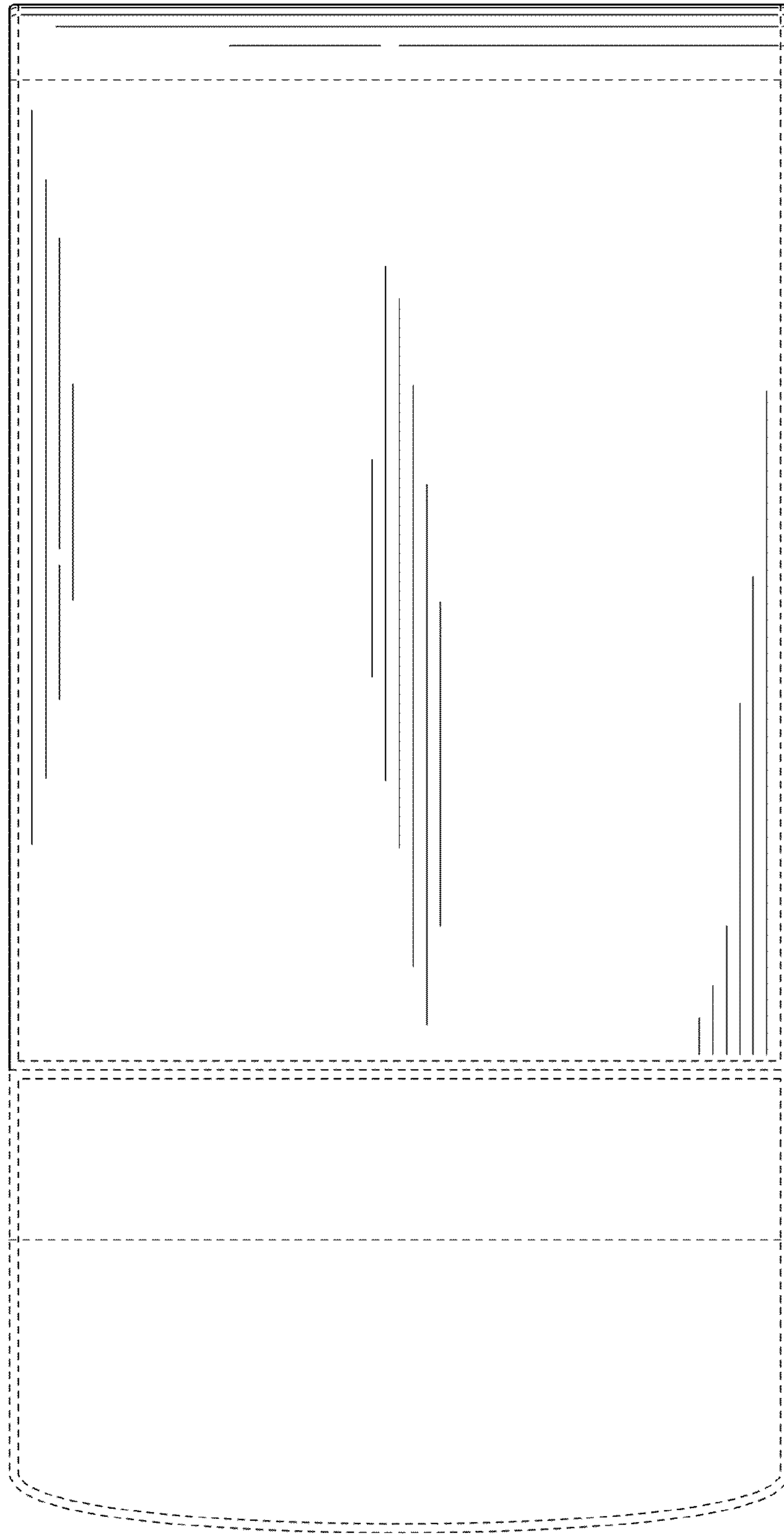


FIG. 7