



US00D731467S

(12) **United States Design Patent**
Brunner et al.

(10) **Patent No.:** **US D731,467 S**
(45) **Date of Patent:** **** Jun. 9, 2015**

- (54) **AUDIO SPEAKER SYSTEM**
- (71) Applicant: **Apple Inc.**, Cupertino, CA (US)
- (72) Inventors: **Robert Brunner**, San Francisco, CA (US); **Gregoire Vandebussche**, San Francisco, CA (US)
- (73) Assignee: **Apple Inc.**, Cupertino, CA (US)
- (**) Term: **14 Years**
- (21) Appl. No.: **29/491,825**
- (22) Filed: **May 25, 2014**
- (51) **LOC (10) Cl.** **14-03**
- (52) **U.S. Cl.**
USPC **D14/216**
- (58) **Field of Classification Search**
USPC D14/167, 168, 170–172, 188, 194–196, D14/204, 207, 209.1, 210–216, 219, 221, D14/222, 224, 496; 181/143, 144, 147, 148, 181/150, 153, 157, 198, 199; 381/300–303, 381/306, 332, 333, 336, 345, 361–364, 381/386–388; 369/6–12
CPC B60R 11/0217; G06F 1/1688; H04M 1/03; H04M 1/035; H04R 1/02; H04R 1/06; H04R 1/021; H04R 1/025; H04R 1/026; H04R 1/028; H04R 1/105; H04R 1/323; H04R 1/403; H04R 1/2803; H04R 1/2834; H04R 5/02; H04R 7/20; H04R 9/06; H04R 9/025; H04R 2201/021; H04R 2400/00; H04R 2400/07; H04R 2499/11; H04R 2499/13; H04R 2499/15; H04S 3/00; H04S 7/30
See application file for complete search history.

D681,010 S *	4/2013	Cho et al.	D14/215
D685,349 S *	7/2013	Ohno et al.	D14/221
D687,016 S *	7/2013	Brunner et al.	D14/216
D689,845 S *	9/2013	Nylen	D14/216
D690,281 S *	9/2013	Carr et al.	D14/204
D690,286 S *	9/2013	Petersen	D14/211
D709,861 S *	7/2014	Brunner et al.	D14/216

* cited by examiner

Primary Examiner — Keli L Hill

(74) *Attorney, Agent, or Firm* — Sterne, Kessler, Goldstein & Fox P.L.L.C.

(57) **CLAIM**

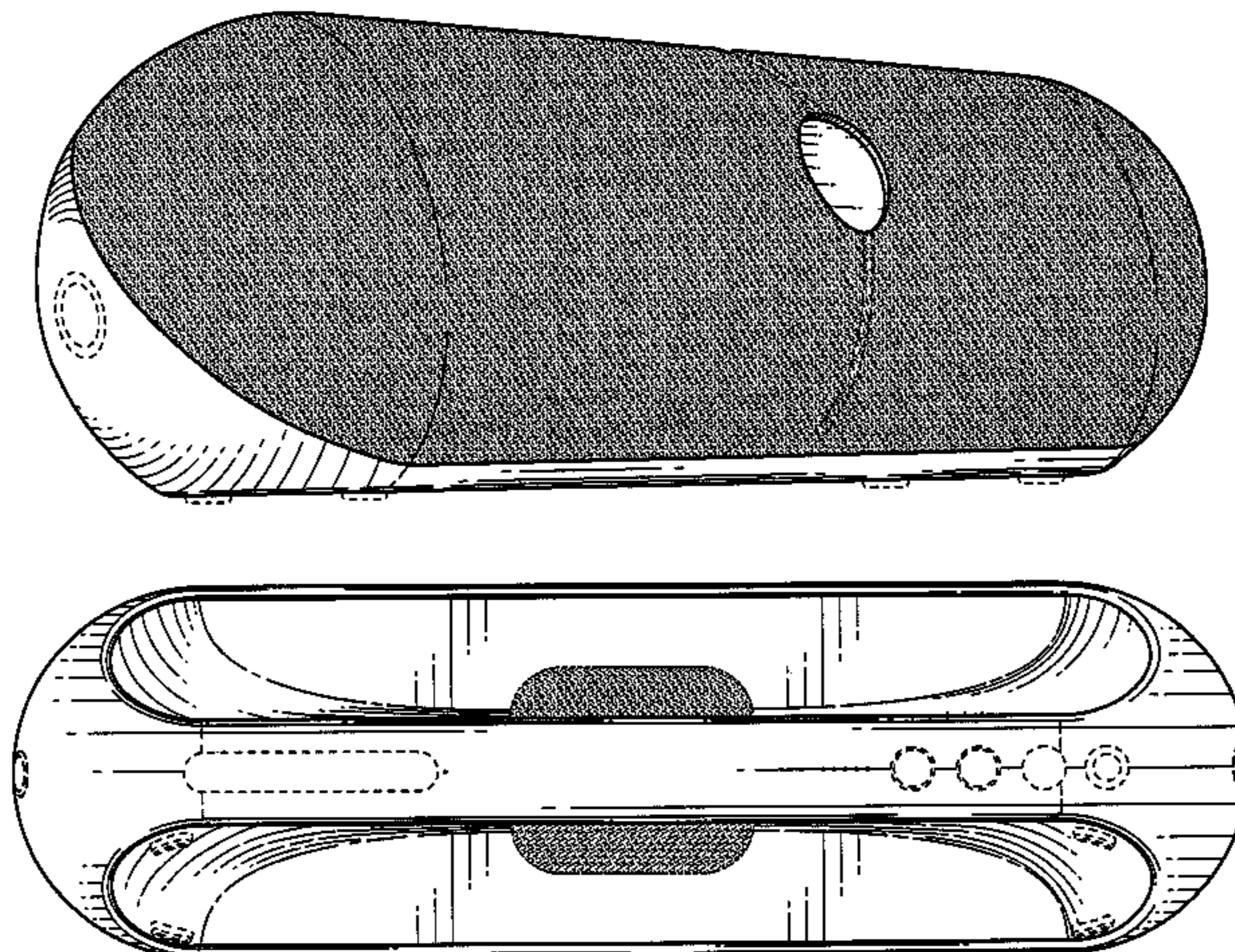
The ornamental design for an audio speaker system, as shown and described.

DESCRIPTION

FIG. 1 is a perspective view of an audio speaker system in accordance with the present invention;
 FIG. 2 is a front view of the embodiment of an audio speaker system depicted in FIG. 1;
 FIG. 3 is a rear elevation view of the embodiment of an audio speaker system depicted in FIG. 1;
 FIG. 4 is a left side view of the embodiment of an audio speaker system depicted in FIG. 1;
 FIG. 5 is a right side view of the embodiment of an audio speaker system depicted in FIG. 1;
 FIG. 6 is a top plan view of the embodiment of an audio speaker system depicted in FIG. 1;
 FIG. 7 is a bottom view of the embodiment of an audio speaker system depicted in FIG. 1;
 FIG. 8 is a top plan view of the embodiment of an audio speaker system depicted in FIG. 1 rotated so that handle is positioned forward; and,
 FIG. 9 is a rear elevation view of the embodiment of an audio speaker system depicted in FIG. 1 rotated so that handle is positioned downward.
 The broken lines shown are included for the purpose of illustrating portions of the audio speaker system that form no part of the claim.

1 Claim, 4 Drawing Sheets

- (56) **References Cited**
U.S. PATENT DOCUMENTS
D551,656 S * 9/2007 Ritsher et al. D14/216
D573,579 S * 7/2008 Yamaguchi D14/500
D616,420 S * 5/2010 Morimoto D14/216
D642,159 S * 7/2011 Joseph D14/215
D676,830 S * 2/2013 Garrett D14/210



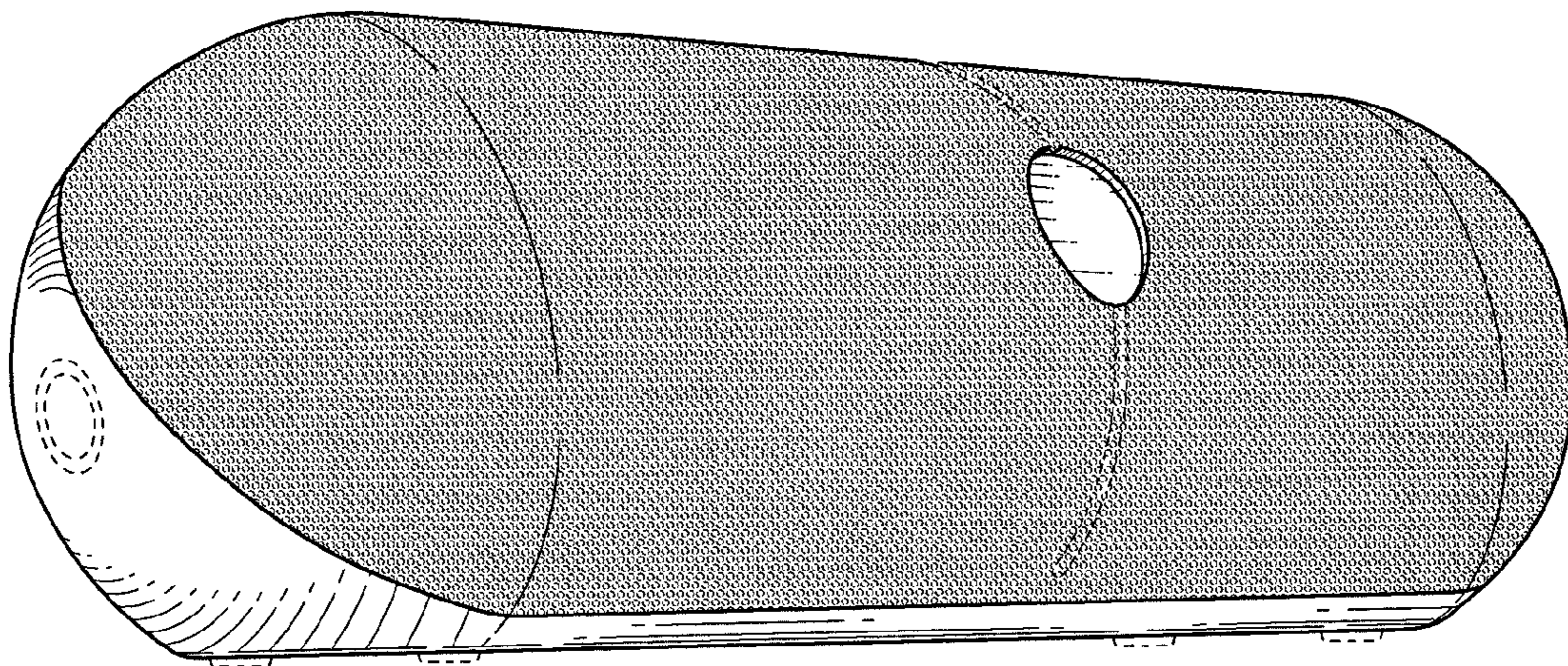


FIG. 1

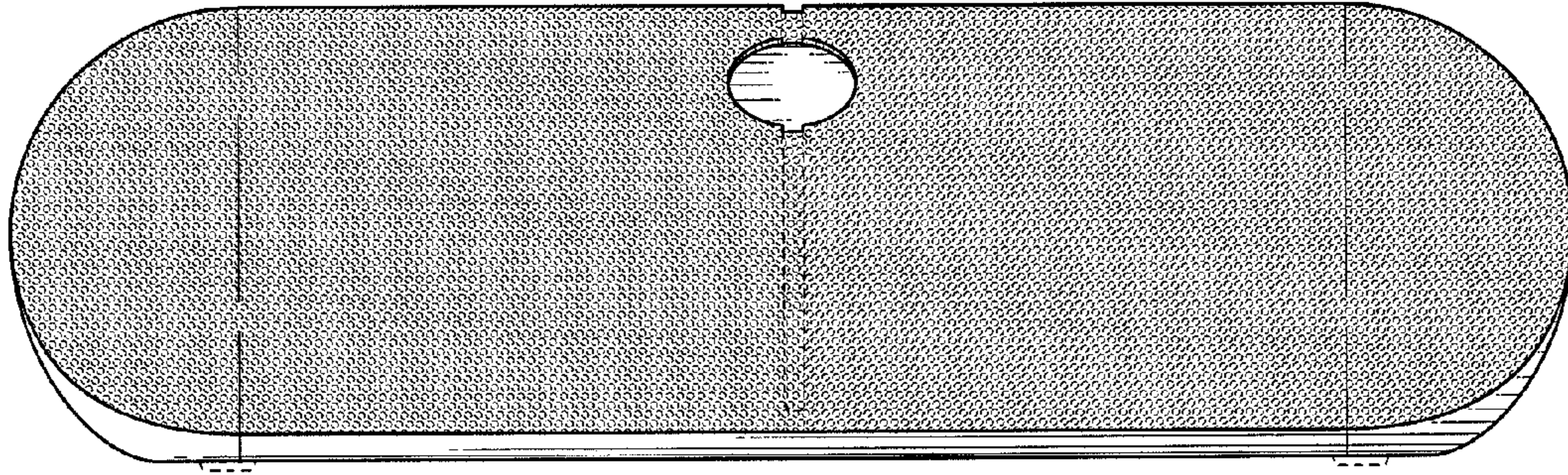


FIG. 2

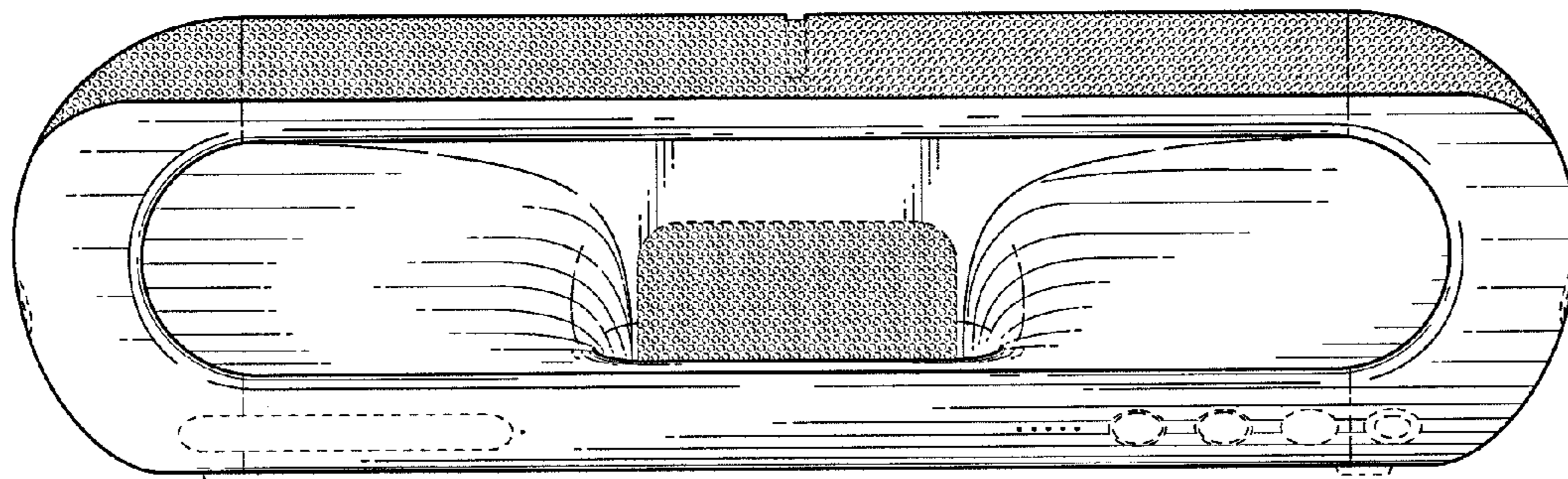


FIG. 3

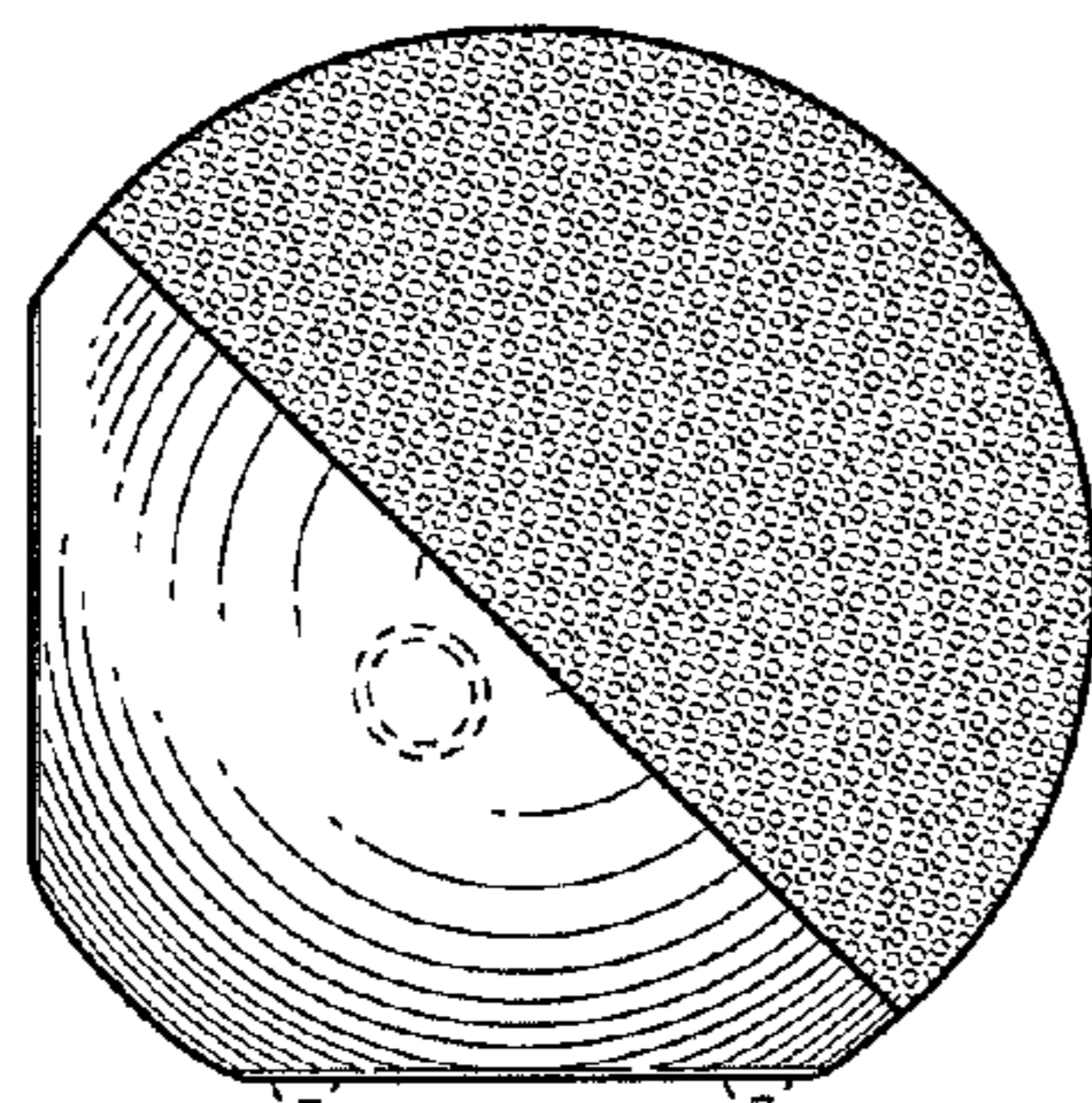


FIG. 4

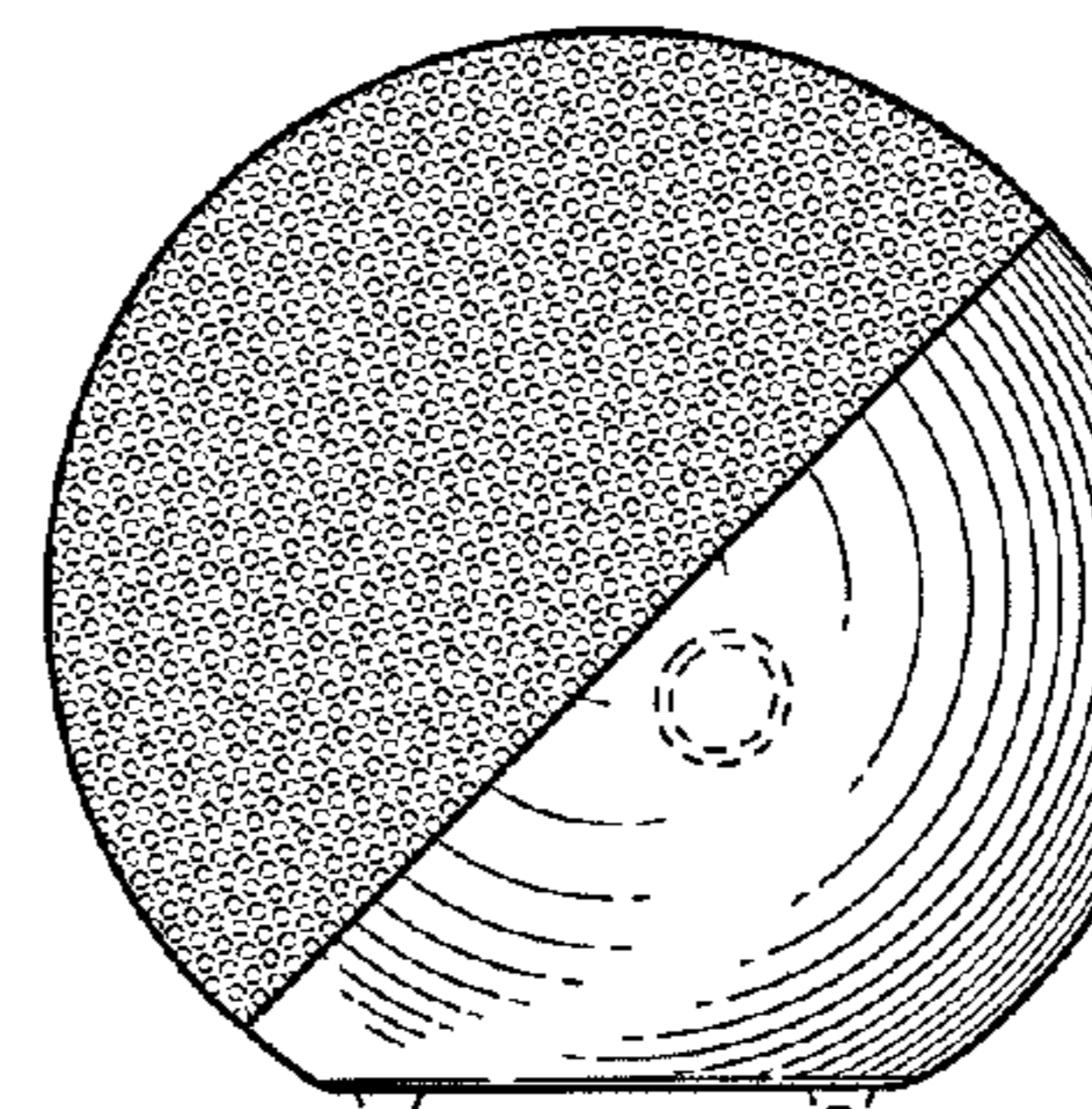


FIG. 5

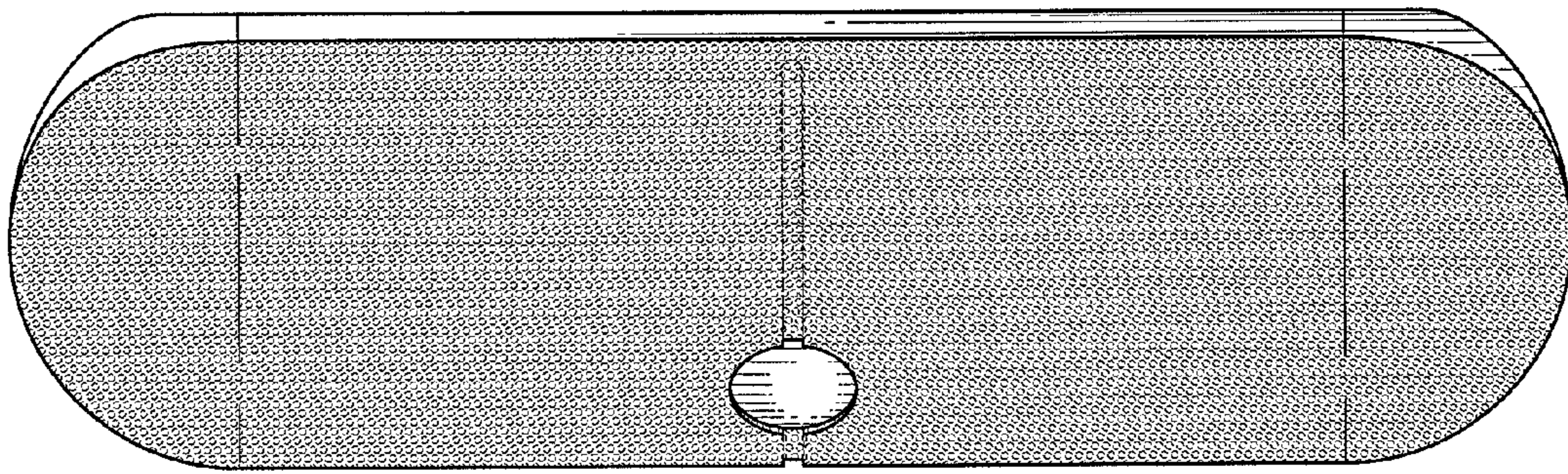


FIG. 6

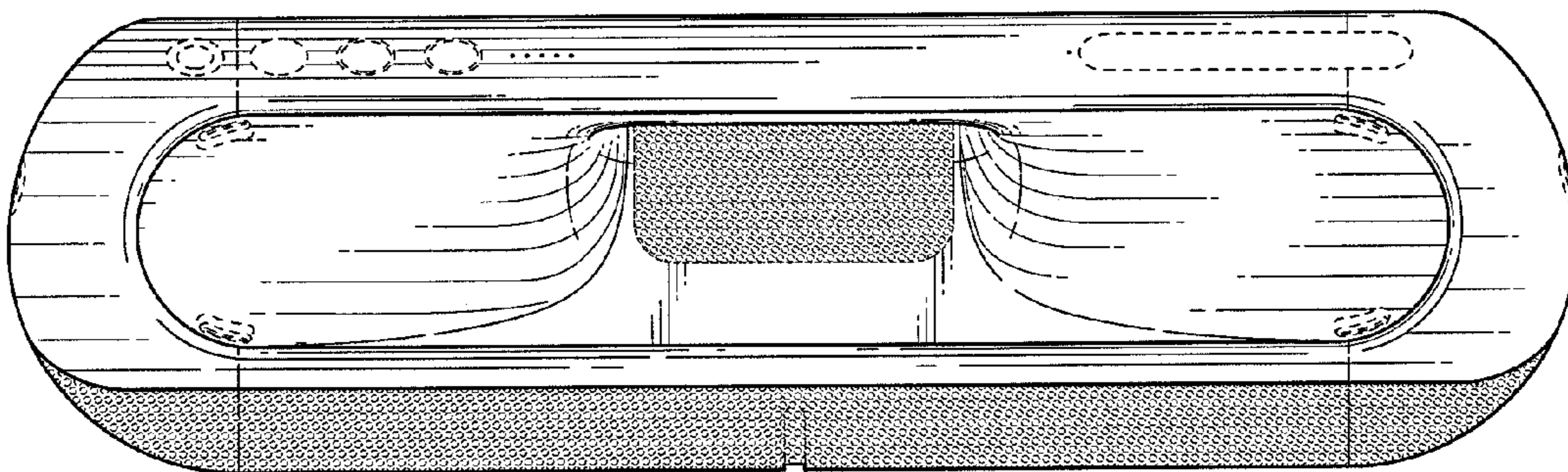


FIG. 7

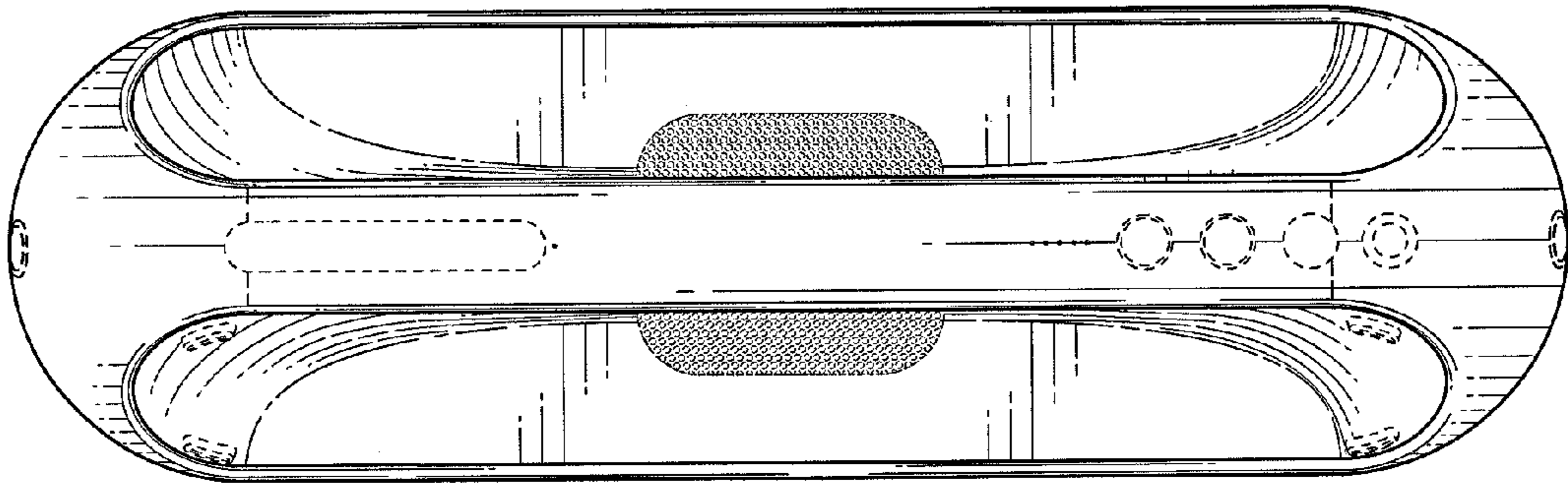


FIG. 8

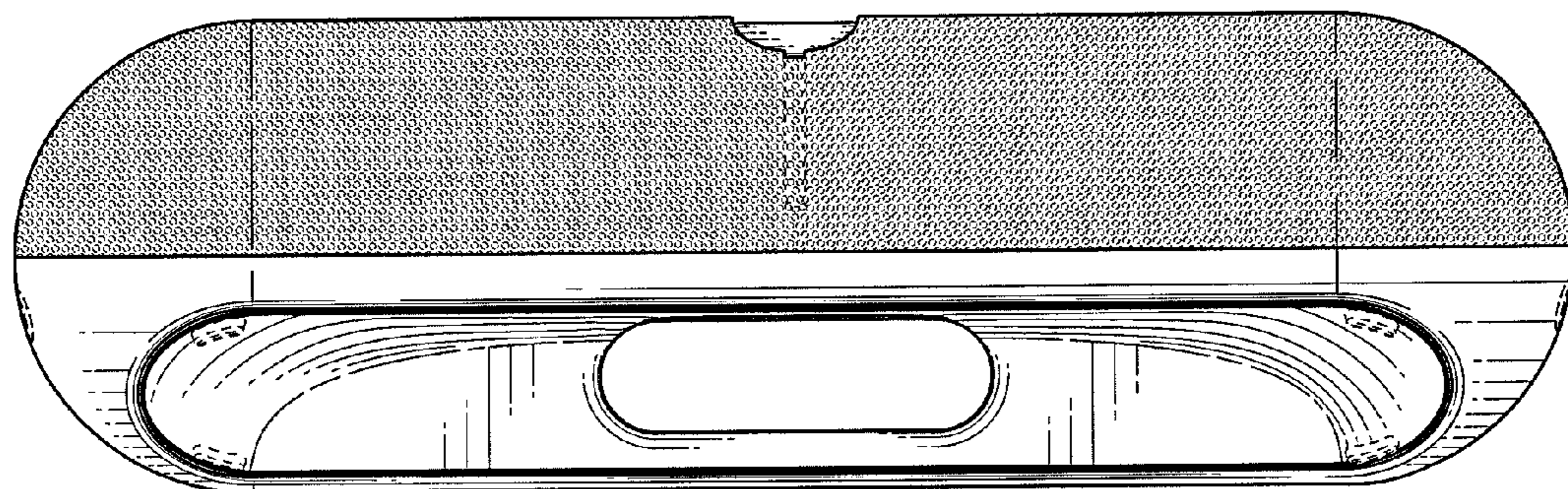


FIG. 9