



US00D731413S

(12) **United States Design Patent**
Ke et al.

(10) **Patent No.:** **US D731,413 S**
(45) **Date of Patent:** **** Jun. 9, 2015**

(54) **DIGITAL DISPLAY BATTERY**
(71) Applicant: **Zhangzhou Huawei Power Supply Technology Co., LTD.**, Fujian Province (CN)
(72) Inventors: **Zhimin Ke**, Jinjiang (CN); **Weixin Cai**, Jinjiang (CN); **Cangyang Guo**, Shishi (CN)
(73) Assignee: **Zhangzhou Huawei Power Supply Technology Co., LTD.**, Zhangzhou (CN)

(**) Term: **14 Years**

(21) Appl. No.: **29/460,035**

(22) Filed: **Jul. 7, 2013**

(51) **LOC (10) Cl.** **13-02**

(52) **U.S. Cl.**
USPC **D13/104**

(58) **Field of Classification Search**
USPC D13/102–106, 110, 118–121, 184, 199;
429/96–100, 159, 163, 176, 178, 187
See application file for complete search history.

(56) **References Cited**

U.S. PATENT DOCUMENTS

D188,421 S * 7/1960 Slutterback D13/104
D196,798 S * 11/1963 Worrell D13/104
D310,821 S * 9/1990 Hulsebus et al. D13/104
D491,138 S * 6/2004 Minato D13/104
D553,565 S * 10/2007 Kawakita et al. D13/119
7,820,318 B2 * 10/2010 Schuman et al. 429/96

D635,508 S * 4/2011 Seyama et al. D13/104
D640,191 S * 6/2011 Like et al. D13/104
D643,810 S * 8/2011 Qualls et al. D13/106
D647,051 S * 10/2011 Qualls et al. D13/106
D647,052 S * 10/2011 Qualls et al. D13/106
D660,790 S * 5/2012 Elison et al. D13/106
D660,792 S * 5/2012 Inskeep D13/107
D665,342 S * 8/2012 Qualls et al. D13/106
D665,343 S * 8/2012 Qualls et al. D13/106
D687,372 S * 8/2013 Tang D13/104
D692,373 S * 10/2013 Touhy et al. D13/103

* cited by examiner

Primary Examiner — Rosemary K Tarcza
(74) *Attorney, Agent, or Firm* — Gokalp Bayramoglu

(57) **CLAIM**
The ornamental design for a digital display battery, as shown and described.

DESCRIPTION

The file of this patent contains at least one drawing/photograph executed in color. Copies of this patent with color drawing(s)/photograph(s) will be provided upon request and payment of the necessary fee.

FIG. 1 is the front view of a digital display battery.
FIG. 2 is the rear view thereof;
FIG. 3 is the top view thereof;
FIG. 4 is the left view thereof;
FIG. 5 is the right view thereof;
FIG. 6 is the perspective view thereof; and,
FIG. 7 is a perspective view thereof, while in use.

1 Claim, 7 Drawing Sheets
(7 of 7 Drawing Sheet(s) Filed in Color)




FIG. 1




FIG. 2




FIG. 3




FIG. 4




FIG. 5




FIG. 6




FIG. 7

