



US00D731390S

(12) **United States Design Patent**  
**Kobayashi**

(10) **Patent No.:** **US D731,390 S**  
(45) **Date of Patent:** **\*\* Jun. 9, 2015**

(54) **WHEEL FOR AUTOMOBILE**

(71) Applicant: **Fuji Jukogyo Kabushiki Kaisha**, Tokyo (JP)

(72) Inventor: **Hiroyuki Kobayashi**, Tokyo (JP)

(73) Assignee: **Fuji Jukogyo Kabushiki Kaisha**, Tokyo (JP)

(\*\*) Term: **14 Years**

(21) Appl. No.: **29/494,898**

(22) Filed: **Jun. 25, 2014**

(30) **Foreign Application Priority Data**

Dec. 25, 2013 (JP) ..... 2013-030330

(51) **LOC (10) Cl.** ..... **12-16**

(52) **U.S. Cl.**  
USPC ..... **D12/211**

(58) **Field of Classification Search**  
USPC ..... D12/204–213  
CPC ..... B60B 7/00; B60B 7/02; B60B 7/04;  
B60B 7/01; B60B 7/06; B60B 3/02; B60B  
3/04; B60B 3/06; B60B 3/10; B60B 1/00;  
B60B 1/08; B60B 1/10; B60B 1/12  
See application file for complete search history.

(56) **References Cited**

**U.S. PATENT DOCUMENTS**

D492,235 S \* 6/2004 Nordmann ..... D12/211  
D526,610 S \* 8/2006 Muzzarelli ..... D12/211  
D542,728 S \* 5/2007 Ichinose ..... D12/211

D558,118 S \* 12/2007 Hueller ..... D12/211  
D566,641 S \* 4/2008 Fuligni et al. .... D12/211  
D589,428 S \* 3/2009 Scheu ..... D12/211  
D594,801 S \* 6/2009 Imai ..... D12/211  
D615,018 S \* 5/2010 Truebsbach ..... D12/211  
D625,675 S \* 10/2010 Juergens et al. .... D12/209  
D627,286 S \* 11/2010 Gallert ..... D12/209  
D641,679 S \* 7/2011 Vardis ..... D12/211  
D652,777 S \* 1/2012 Spogis ..... D12/211  
D670,632 S \* 11/2012 Schweizer ..... D12/211  
D673,101 S \* 12/2012 Behmer et al. .... D12/211  
D686,965 S \* 7/2013 Pollmann ..... D12/211

\* cited by examiner

*Primary Examiner* — Stacia Cadmus

(74) *Attorney, Agent, or Firm* — Schiff Hardin LLP

(57) **CLAIM**

The ornamental design for a wheel for automobile, thereof, as shown and described.

**DESCRIPTION**

FIG. 1 is a front perspective view for a “wheel for automobile” showing my new design, FIG. 2 is a front view thereof, FIG. 3 is a rear view thereof, FIG. 4 is a left-side view thereof, FIG. 5 is a right-side view thereof, FIG. 6 is a top view thereof; and, FIG. 7 is a bottom view thereof.

The rear view of the wheel for automobile forms no part of the claimed design. The lighter grey scale portions shown in the FIG. 3 illustrate environmental structure for the wheel for automobile that is non-enabled subject matter of the claimed design.

**1 Claim, 7 Drawing Sheets**

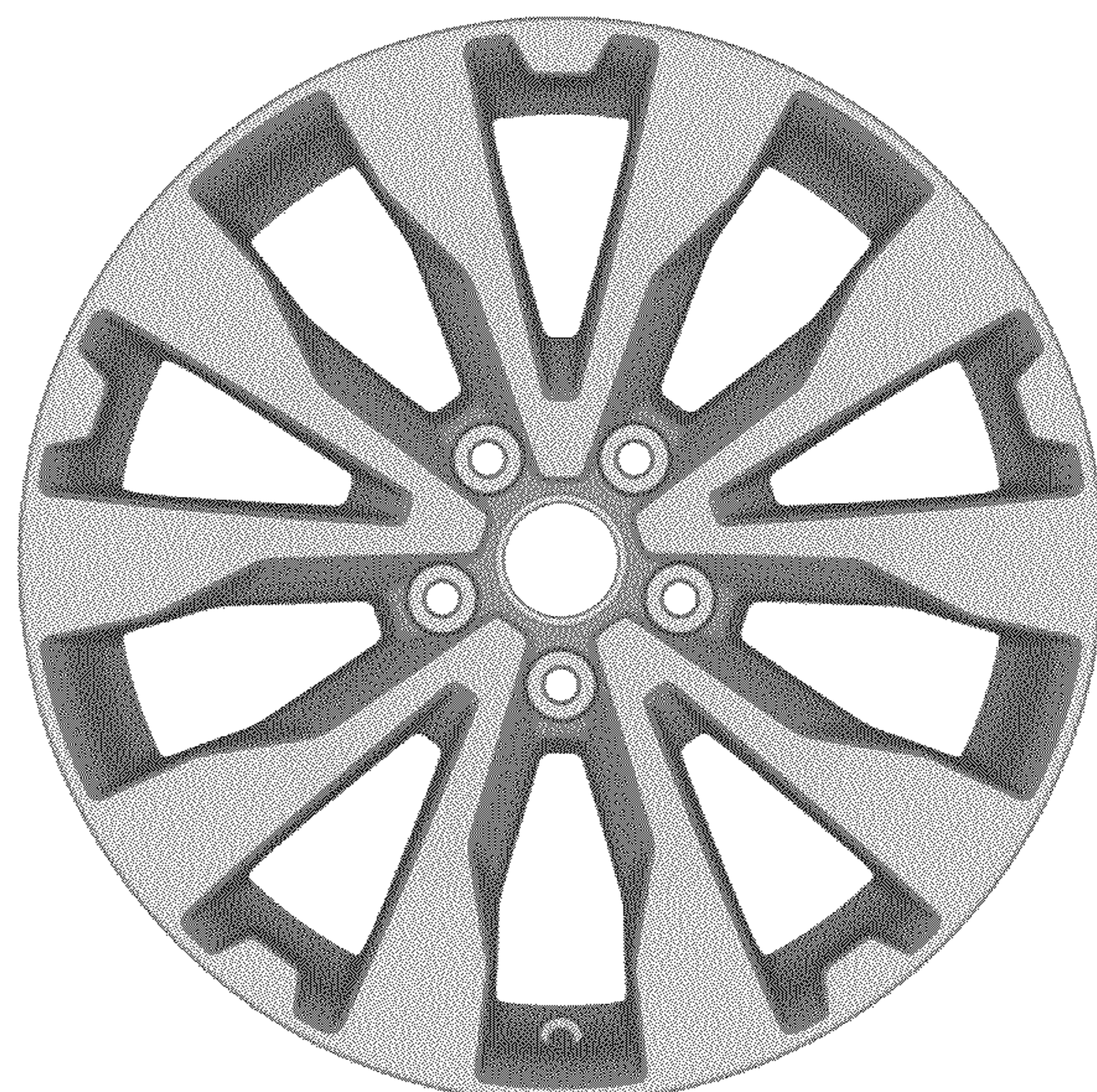


Fig. 1



Fig. 2



Fig. 3




Fig. 4




Fig. 5




Fig. 6




Fig. 7

